


**STATE OF LOUISIANA  
DEPARTMENT OF TRANSPORTATION AND  
DEVELOPMENT**

**CONSTRUCTION PROPOSAL  
FOR**


**TOWN OF DELHI**



**FEDERAL AID PROJECT**

**STATE PROJECT NOS. 002-03-0040, 051-04-0019, 051-05-0009  
and 744-42-0004**

**REVITALIZATION OF DOWNTOWN DELHI  
ROUTE LA 17 and US 80  
RICHLAND PARISH**



**26 AUGUST 2009**

**STATE PROJECT NOS. 002-03-0040, 051-04-0019, 051-05-0009 and 744-42-0004**  
**TABLE OF CONTENTS**

	Page No.
Title Sheet .....	A-1
Table of Contents .....	B-1
Notice to Contractors .....	C-1 thru C-2
Special Provisions .....	D-1 thru D-7
Supplemental Specifications:	
Supplemental Specifications for 2006 Standard Specifications (08/09) .....	E-1 thru E-39
Female and Minority Participation in Construction (01/83).....	E-40 thru E-47
Specific Equal Employment Opportunity Responsibilities (06/84) .....	E-48 thru E-53
Required Contract Provisions, Federal-Aid Construction Contracts (04/93) (Rev. 05/94) .....	F-1 thru F-10
DBE Participation in Federal Aid Construction Contracts (06/08).....	G-1 thru G-13
Minimum Wage Determination .....	H-1 thru H-3
Technical Specifications .....	I-1 thru I-27
Construction Proposal Information or Returnables:	
Title Sheet.....	J-1
Bid Bond.....	K-1
Schedule of Items .....	L-1 thru L-6
Construction Proposal Signature and Execution Form.....	M-1 thru M-2

## NOTICE TO CONTRACTORS (07/09)

Electronic bids and electronic bid bonds for the following project will be downloaded by the Department of Transportation and Development (DOTD) on **Wednesday, September 30, 2009**. **Paper bids and paper bid bonds will not be accepted.** Electronic bids and electronic bid bonds must be submitted through [www.bidx.com](http://www.bidx.com) prior to the electronic bidding deadline. Beginning at 10:00 a.m., all bids will be downloaded and posted online at <http://www.dotd.la.gov/cgi-bin/construction.asp>. No bids are accepted after 10:00 a.m.

### **DBE GOAL PROJECT**

**STATE PROJECT NO. 002-03-0040, 051-04-0019, 051-05-0009, and 744-42-0004**

**FEDERAL AID PROJECT NO. 4203(505)**

**DESCRIPTION: REVITALIZATION OF DOWNTOWN DELHI**

**ROUTES: LA 17 and US 80**

**PARISH: RICHLAND**

**LENGTH: 1.30 miles.**

**TYPE: CONCRETE SIDEWALKS AND RELATED WORK**

**LIMITS: State Project No. 002-03-0040: LOCATED AS DESCRIBED IN THE PLANS.**

**LIMITS: State Project No. 051-04-0019: LOCATED AS DESCRIBED IN THE PLANS.**

**LIMITS: State Project No. 051-05-0009: LOCATED AS DESCRIBED IN THE PLANS.**

**LIMITS: State Project No. 744-42-0004: LOCATED AS DESCRIBED IN THE PLANS.**

**LOUISIANA DEPARTMENT OF TRANSPORTATION AND DEVELOPMENT FOR:  
TOWN OF DELHI (Contracting Agency).**

**ESTIMATED COST RANGE: \$1,000,000 to \$2,500,000**

**PROJECT ENGINEER: MURPHY, JASON; 3666 Government Street, Alexandria, LA 71307-5444; (318) 676-7834.**

**DOTD COORDINATOR: MATTHEW, JONES, (318) 342-0216.**

**PROJECT MANAGER: HORTON, VALERIE.**

Bids must be prepared and submitted in accordance with Section 102 of the 2006 Louisiana Standard Specifications for Roads and Bridges as amended by the project specifications, and must include all information required by the proposal.

## NOTICE TO CONTRACTORS (CONTINUED)

Plans and proposals are available in electronic format **ONLY**. All Plans, Proposals, Addenda, Amendments, Letters of Clarification, and Withdrawal Notices will be posted online. **Paper notices will not be distributed.** Construction proposal information may be accessed via the Internet at [www.dotd.la.gov](http://www.dotd.la.gov). From the LA DOTD home page, select the following options: **Doing Business with DOTD**, then **Construction Letting Information**. Once the **Construction Letting Information** page appears, find the **Notice to Contractors** box. From the drop down menu, select the appropriate letting date and press the "Go To" button to open the page, which provides a listing of all projects to be let and a **Construction Proposal Documents** link for each project. All project specific notices are found here. **It will be the responsibility of the bidder to check for updates.** Additionally, plans and specifications may be seen at the Project Engineer's office. Upon request, the Project Engineer will show the project site.

All questions concerning the plans shall be submitted via the Electronic Plans Distribution Center known as **Falcon**. Questions submitted within 96 hours of the bid deadline may not be answered prior to bidding. Falcon may be accessed via the Internet at [www.dotd.la.gov](http://www.dotd.la.gov). From the home page, select **Doing Business with DOTD** from the left-hand menu, then select **Construction Letting Information** on the pop-up menu. On the Construction Letting Information page, select the link, ***DOTD's Plan Room***. Login to Falcon (or request an ID if a first-time user). Once logged in, you will have access to view Project Information, submit a question concerning the project, and view the plans. All submitted questions will be forwarded by email to the Project Manager and the Project Engineer for a response.

The U. S. Department of Transportation (DOT) operates a toll free "Hotline" Monday through Friday, 8:00 a.m. to 5:00 p.m., eastern time. Anyone with knowledge of possible bid rigging, bidder collusion, or other fraudulent activities should call 1-800-424-9071. All information will be treated confidentially and caller anonymity will be respected.

**STATE PROJECT NOS. 002-03-0040, 051-04-0019, 051-05-0009 and 744-42-0004**  
**SPECIAL PROVISIONS**

**GENERAL BIDDING REQUIREMENTS (08/06):** The specifications, contract and bonds governing the construction of the work are the 2006 Edition of the Louisiana Standard Specifications for Roads and Bridges, together with any supplementary specifications and special provisions attached to this proposal.

Bids shall be prepared and submitted in accordance with Section 102 of the Standard Specifications.

The plans herein referred to are the plans approved and marked with the project number, route and Parish, together with all standard or special designs that may be included in such plans. The bidder declares that the only parties interested in this proposal as principals are those named herein; that this proposal is made without collusion or combination of any kind with any other person, firm, association, or corporation, or any member or officer thereof; that careful examination has been made of the site of the proposed work, the plans, Standard Specifications, supplementary specifications and special provisions above mentioned, and the form of contract and payment, performance, and retainage bond; that the bidder agrees, if this proposal is accepted, to provide all necessary machinery, tools, apparatus and other means of construction and will do all work and furnish all material specified in the contract, in the manner and time therein prescribed and in accordance with the requirements therein set forth; and agrees to accept as full compensation therefore, the amount of the summation of the products of the quantities of work and material incorporated in the completed project, as determined by the engineer, multiplied by the respective unit prices herein bid.

It is understood by the bidder that the quantities given in this proposal are a fair approximation of the amount of work to be done and that the sum of the products of the approximate quantities multiplied by the respective unit prices bid shall constitute gross sum bid, which sum shall be used in comparison of bids and awarding of the contract.

The bidder further agrees to perform all extra and force account work that may be required on the basis provided in the specifications.

The bidder further agrees that within 15 calendar days after the contract has been transmitted to him, he will execute the contract and furnish the Department satisfactory surety bonds.

If this proposal is accepted and the bidder fails to execute the contract and furnish bonds as above provided, the proposal guaranty shall become the property of the Department; otherwise, said proposal guaranty will be returned to the bidder; all in accordance with Subsection 103.04.

**MANDATORY ELECTRONIC BIDS AND ELECTRONIC BID BONDS SUBMISSION (10/08):** This project requires mandatory electronic bidding. All Specifications, whether Standard, Supplemental or Special Provisions, are hereby amended to delete any references regarding paper bids and the ability to submit paper bid forms.

The contractor shall register online to be placed on the Louisiana Department of Transportation and Development (LA DOTD) prospective bidders list or for information only list.

Modifications to proposal documents will be posted on the Department's website at the following URL address: [www.dotd.la.gov/cgi-bin/construction.asp](http://www.dotd.la.gov/cgi-bin/construction.asp).

LA DOTD shall not be responsible if the bidder cannot complete and submit a bid due to failure or incomplete delivery of the files submitted via the internet.

**STATE PROJECT NOS. 002-03-0040, 051-04-0019, 051-05-0009 and 744-42-0004  
SPECIAL PROVISIONS**

**DBE PARTICIPATION IN FEDERAL AID CONSTRUCTION CONTRACTS (02/07):**

This project is a DBE goal project. In accordance with the Required Contract Provisions for DBE Participation in Federal Aid Construction Contracts elsewhere herein, the DBE goal for approved subcontracting work on this project is 10 percent of the total contract bid price. The contractor shall submit DOTD Form OMF-1A (Request to Sublet) and have it approved by the Department before any subcontract work is done on the project. Only those businesses certified by the Department as Disadvantaged Business Enterprises (DBEs) may be utilized in fulfillment of the DBE goal requirement. Such businesses are those certified by the Louisiana Unified Certification Program on the basis of ownership and control by persons found to be socially and economically disadvantaged in accordance with Section 8(a) of the Small Business Act, as amended and Title 49, Code of Federal Regulations, Part 26 (49 CFR 26).

**BUY AMERICA PROVISIONS (03/95):** Pursuant to the "Buy America Provisions" of the Surface Transportation Assistance Act (STAA) of 1982 as promulgated by current FHWA regulation 23 CFR 635.410 and the Intermodal Surface Transportation Efficiency Act of 1991 (ISTEA) amendment to (STAA), all steel and iron materials permanently installed on this project shall be manufactured, including application of a coating, in the United States, unless a waiver of these provisions is granted. Coating includes all processes which protect or enhance the value of the material to which the coating is applied. The request for waiver must be presented in writing to the Department by the contractor. Such waiver may be granted if it is determined that:

(1) The application of Buy America Provisions would be inconsistent with the public interest or

(2) Such materials are not produced in the United States in sufficient and reasonably available quantities and of a satisfactory quality.

Minimal use of foreign steel and iron materials will be allowed without waiver provided the cost of these materials does not exceed 0.1 percent of the total contract cost or \$2,500, whichever is greater; however, the contractor shall make written request to the DOTD Construction Engineering Administrator for permission to use such foreign materials and shall furnish a listing of the materials, their monetary value, and their origin and place of production.

The burden of proof for the origin and place of production and any request for waiver is the responsibility of the contractor.

Prior to the use of steel and iron materials in the project, the contractor shall furnish Mill Test Reports to the engineer for such steel and iron materials, accompanied by a notarized certification stating that the Mill Test Reports represent the steel and iron materials to be furnished and that such materials were produced and fabricated in the United States.

Pig iron and processed, pelletized, and reduced iron ore are exempt from the Buy America Provisions.

**DEFINITIONS AND TERMS (07/07):** Subsection 101.03 of the Standard Specifications is amended to include the following.

Contracting Agency. A city, levee board, police jury or other governing authority of a parish, state office, agency, board, commission, public corporation or other political subdivision of the State, in whose name the contract will be executed. Whenever the term "Department" is used as Owner, it shall mean the Contracting Agency. Whenever the term "Department" is used as Engineer, it shall mean the Engineer.

**STATE PROJECT NOS. 002-03-0040, 051-04-0019, 051-05-0009 and 744-42-0004**  
**SPECIAL PROVISIONS**

Technical Specifications. Requirements pertaining to a specific method of performing the work and to quantities and qualities of materials to be furnished.

The definition for "Proposal/ Bid Guaranty" is deleted and following substituted.

Proposal/Bid Guaranty. The required security furnished with a bid. The only form of security acceptable is a Bid Bond.

**MAINTENANCE OF TRAFFIC (11/13/08):** Subsection 104.03 of the 2006 Standard Specifications is amended to include the following requirements.

The contractor shall provide for and maintain through and local traffic at all times and shall conduct his operations in such manner as to cause the least possible interference with traffic at junctions with roads, streets and driveways.

**PERMITS, LICENSES, TAXES AND INSURANCE (04/01).** Section 107 of the Standard Specifications is amended as follows.

Subsection 107.02, Permits, Licenses, Taxes and Insurance. This subsection is deleted and the following substituted.

**107.02 PERMITS, LICENSES, TAXES AND INSURANCE.** Contractors shall procure temporary permits and licenses for the work, pay charges, fees, and taxes, and give notices necessary to due and lawful prosecution of the work.

The contractor shall maintain, at a minimum, the following insurance coverages:

(a) Workers Compensation in compliance with state law, with the exception that the contractor's Employer liability is to be at least \$1,000,000 when work is to be over water and involves maritime exposures. For the coverage provided in this subpart the contractor's Insurer will have no right of recovery or subrogation against the State of Louisiana, the Louisiana Department of Transportation and Development, or *Town of Delhi*.

(b) Commercial General Liability Insurance with a combined single limit per occurrence for bodily injury and property damage. The aggregate loss limit must be on a per project basis. This insurance shall include coverage for bodily injury and property damage, and include coverage for Premises-Operation; Broad form Contractual Liability; Products and Completed Operation; Use of Contractors and Subcontractors; Personal Injury; Broad form Property Damage; explosion, collapse and underground (XCU) coverage. The required combined single limit amount of insurance shall be as provided in Table 107-1.

(c) A separate Owner's and Contractor's Protective (OCP) Liability Policy shall be supplied by the contractor naming the Louisiana Department of Transportation and Development and *Town of Delhi* as the named insured. The required combined single OCP limit amount shall be as provided in Table 107-1.

(d) Business Automobile Liability Insurance with a combined single limit per occurrence for bodily injury and property damage. This insurance shall include bodily injury and property damage coverage for owned automobiles, hired automobiles and non-owned automobiles. The required combined single limit amount of insurance shall be as provided in Table 107-1 below.

STATE PROJECT NOS. 002-03-0040, 051-04-0019, 051-05-0009 and 744-42-0004  
SPECIAL PROVISIONS

**TABLE 107-1**  
**Insurance Requirements**

<u>INITIAL CONTRACT AMOUNT</u>	<u>MINIMUM INSURANCE</u>
Up to \$1,000,000	\$ 1,000,000
From \$1,000,001 to \$2,000,000	\$ 2,000,000
Over \$2,000,000	\$ 5,000,000

The following shall be included as provisions in each policy:

(a) The insurance company (ies) issuing the policy (ies) shall have no recourse against the State of Louisiana, the Department of Transportation and Development, or *Town of Delhi* for payment of any premiums or for assessments under any form of the policy.

(b) Any and all deductibles in the above described insurance policy (ies) shall be assumed by and be at the sole risk of the contractor.

Insurance is to be placed with insurance companies authorized in the State of Louisiana with an A. M. Best's rating of A-: VI or higher. This rating requirement may be waived for Workers Compensation coverage only.

Should any policies be canceled, the contractor shall immediately notify the Department of Transportation and Development and *Town of Delhi*.

Upon failure of the contractor to furnish, deliver and maintain such insurance as required, this contract, at the election of *Town of Delhi*, may be immediately declared suspended, discontinued or terminated. Failure of the contractor to maintain any required insurance shall not relieve the contractor from any liability under the contract, nor shall the insurance requirements be construed to conflict with the obligations of the contractor concerning indemnification under Subsection 107.17.

The contractor is responsible for requiring and verifying that all subcontractors working on the project maintain appropriate types and levels of insurance coverage.

**SUBLETTING OF CONTRACT (01/83):** In accordance with Subsection 108.01 of the Standard Specifications, the following items are designated as "Specialty Items":

Item 730-01-00100, Trenching and Backfilling

Item 730-02-01040, Conduit with Conductors (PVC/HDPE) (1") 3#6 XHHW-2 in Sch 40 PVC

Item 730-02-01040, Conduit with Conductors (PVC/HDPE) (1") Empty Conduit, Sch 40 PVC

Item 730-02-01040, Conduit with Conductors (PVC/HDPE) (1") 2#8 XHHW-2, 1#10 Bare Ground in SCH 40 PVC

Item 730-02-01040, Conduit with Conductors (PVC/HDPE) (1") 4#8 XHHW-2, 1#10 Bare Ground in SCH 40 PVC

Item 730-04-00100, Jacked or Bored Casing (4" Diameter) (PVC/HDPE) Sch 80 PVC

Item 730-05-10000, Light Pole 14 Ft high, Decorative Cast Aluminum

Item 730-07-04020, Luminaire (150 Watt) (Metal Halide)

Item 730-07-04020, Luminaire (150 Watt) (Metal Halide) Vertical Flood Light

Item 730-08-00100, Electrical Service Point (Pedestal) Aluminum Controller

Item 730-10-00100, Fabricated Light Pole Support F1

Item 730-16-00100, Underground Junction Box (12" X12") Fiberglass



**STATE PROJECT NOS. 002-03-0040, 051-04-0019, 051-05-0009 and 744-42-0004**  
**SPECIAL PROVISIONS**

Item 730-18-00100, Service Pole

Item 741-11-00200, Adjusting Water Valve and Meter Box

**PROSECUTION OF WORK (12/08):** Subsection 108.04, Prosecution of Work of the Standard Specifications as amended by the supplemental specifications thereto, is further amended as follows.

**108.04 PROSECUTION OF WORK.**

Subpart (a), General is deleted and the following substituted.

(a) General: The contractor shall provide sufficient materials, equipment and labor to complete the project in accordance with the plans and specifications within the contract time. If the completed work is behind the approved progress schedule, the contractor shall take immediate steps to restore satisfactory progress and shall not transfer equipment or forces from uncompleted work without prior notice to, and approval of, the engineer. Each item of work shall be prosecuted to completion without delay. If prosecution of the work is discontinued for an extended period of time, the contractor shall give the engineer written notice at least 24 hours before resuming operations. The contractor's progress will be determined monthly at the time of each partial estimate, and will be based on the total amount earned by the contractor as reflected by the partial estimate. If the contractor's progress is behind more than 20 percent behind the elapsed contract time, the contractor may be notified that he is not prosecuting the work in an acceptable manner. If requested by the Department the contractor must meet with and provide the project engineer with an acceptable written plan which details how the contractor will re-gain lost progress and prosecute remaining work. If the contractor's progress is more than 30 percent behind the elapsed contract time, the contractor and the surety will be notified that he is not prosecuting the work in an acceptable manner. The contractor must meet with and provide the project engineer with an acceptable written plan which details how the contractor will re-gain lost progress and prosecute remaining work.

Subpart (b), Disqualification is deleted and the following substituted.

(b) Disqualification: A contractor who is in default in accordance with Subsection 108.09(a)(1) of and progress is deficient by 10 percent or more shall be immediately disqualified. The contractor shall remain disqualified until the project has received a final inspection and has been recommended for final acceptance. Should the surety or the Department take over prosecution of the work, the contractor shall remain disqualified for a period of one year from the completion of the project, unless debarment proceedings are instituted.

During the period of disqualification, the contractor will not be permitted to bid on contracts nor be approved as a subcontractor on contracts. Any bid submitted by the contractor during the period of disqualification will not be considered and will be returned.

**PAYMENT ADJUSTMENT (05/06):** Section 109, Measurement and Payment of the Standard Specifications is amended to add the following.

This project is not designated for payment adjustments for asphalt cements or fuels.

**CONCRETE CURING MATERIALS, ADMIXTURES AND SPECIAL FINISHES (04/09).**

**STATE PROJECT NOS. 002-03-0040, 051-04-0019, 051-05-0009 and 744-42-0004  
SPECIAL PROVISIONS**

Section 1011 of the 2006 Standard Specifications is amended as follows.

Subsection 1011.01, Curing Materials is amended to delete paragraphs (b), (c), (d), and (e) and substitute the following:

(b) Moist Cure Materials:

(1) Sheet materials for curing concrete shall meet the physical and performance requirements of AASHTO M 171.

(2) Burlap Cloth made from Jute or Kenaf shall comply with AASHTO M 182, Class 3.

**NS SAW CUTTING PORTLAND CEMENT CONCRETE PAVEMENT (05/08):** This item consists of furnishing all equipment, labor, materials and incidentals to perform saw cutting of existing portland cement concrete pavement as shown on the plans or as directed by the Project Engineer.

The saw cutting will be measured and paid at the contract unit price per inch (mm) depth of cut times the linear foot (lin. meter) of cut.

Payment will be made at the contract unit price under:

<u>Item No.</u>	<u>Pay Item</u>	<u>Pay Unit</u>
NS-600-00220	Saw Cutting Portland Cement Concrete Pavement	Inch Depth-Linear Foot (mm depth-lin m)

**NS-EHN ITEMS:** These items are described in the Technical Specification as included elsewhere in the construction proposal:

Payment will be at the unit contract price under the following:

Item NS-EHN-08000, Handrails ADA, per linear foot.

Item NS-EHN-09000, Irrigation System Complete and Installed, per lump sum.

Item NS-EHN-19100, Sign (Gateway) Complete and Installed, per each.

Item NS-EHN-20080, Tree Well Planter with Grates, per each.

Item NS-EHN-23000, Walks (Concrete) 4" Thick Stamped & Colored, per square yard.

Item NS-EHN-23000, Walks (Concrete) 6" Thick Stamped & Colored, per square yard.

**CONTRACT TIME (03/05):** The entire contract shall be completed in all details and ready for final acceptance in accordance with Subsection 105.17(b) within **one hundred five (105) working days**.

Prior to assessment of contract time, the contractor will be allowed 30 calendar days from the date stipulated in the Notice to Proceed to commence with portions of the contract work including but not limited to assembly periods, preparatory work for materials fabrications such as test piles, or other activities which hinder progress in the beginning stages of construction. Prior to issuance of the Notice to Proceed, the Department will consider extending the assembly period upon written request from the contractor justifying the need for additional time.

The contractor shall be responsible for maintenance of traffic from the beginning of the assembly period. During the assembly period, the contractor will be allowed to do patching and other maintenance work necessary to maintain the roadway with no time charges when approved by the engineer.

**STATE PROJECT NOS. 002-03-0040, 051-04-0019, 051-05-0009 and 744-42-0004**  
**SPECIAL PROVISIONS**

If the contractor begins regular construction operations prior to expiration of the assembly period, the assessment of contract time will commence at the time construction operations are begun.

**LOUISIANA**  
**DEPARTMENT OF TRANSPORTATION AND DEVELOPMENT**  
**SUPPLEMENTAL SPECIFICATIONS**  
(FOR 2006 STANDARD SPECIFICATIONS)

**TABLE OF CONTENTS**

**PART I – GENERAL PROVISIONS**

<b>SECTION 101 – GENERAL INFORMATION, DEFINITIONS, AND TERMS</b>	
Subsection 101.03 – Definitions .....	1
<b>SECTION 102 – BIDDING REQUIREMENTS</b>	
Subsection 102.09 – Proposal / Bid Guaranty .....	1
<b>SECTION 107 – LEGAL RELATIONS AND RESPONSIBILITY TO PUBLIC</b>	
Subsection 107.05 – Federal Aid Participation.....	2
<b>SECTION 108 – PROSECUTION AND PROGRESS</b>	
Subsection 108.04 – Prosecution of Work.....	2

**PART II – EARTHWORK**

<b>SECTION 202 – REMOVING OR RELOCATING</b>	
<b>STRUCTURES AND OBSTRUCTIONS</b>	
Subsection 202.06 – Plugging or Relocating Existing Water Wells .....	2

**PART III – BASE COURSES**

<b>SECTION 302 – CLASS II BASE COURSE</b>	
Subsection 302.01 – Description .....	2
Subsection 302.02 – Materials.....	2
Subsection 302.04 – General Construction Requirements .....	2
Subsection 302.05 – Mixing .....	3
Subsection 302.06 – Transporting and Placing on Subgrade .....	3
Subsection 302.07 – Compacting and Finishing.....	3
Subsection 302.09 – Protection and Curing.....	4
Subsection 302.12 – Acceptance Requirements .....	4
<b>SECTION 305 – SUBGRADE LAYER</b>	
Subsection 305.06 – Payment.....	4
<b>SECTION 307 – PERMEABLE BASES</b>	
Subsection 307.02 – Materials.....	5
<b>SECTION 308 – IN-PLACE CEMENT TREATED BASE COURSE</b>	
All Subsections .....	5

## **PART V – ASPHALTIC PAVEMENTS**

### **SECTION 502 – SUPERPAVE ASPHALTIC CONCRETE MIXTURES**

Subsection 502.02 – Materials .....5

Subsection 502.14 – Lot Sizes .....6

### **SECTION 508 – STONE MATRIX ASPHALT**

Subsection 508.01 – Description .....6

Subsection 508.02 – Materials .....7

## **PART VI – RIGID PAVEMENT**

### **SECTION 602 – PORTLAND CEMENT CONCRETE PAVEMENT REHABILITATION**

Subsection 602.17 – Payment .....7

## **PART VII – INCIDENTAL CONSTRUCTION**

### **SECTION 701 – CULVERTS AND STORM DRAINS**

All Subsections .....7

### **SECTION 704 – GUARD RAIL**

Subsection 704.03 – General Construction Requirements .....18

### **SECTION 706 – CONCRETE WALKS, DRIVES AND INCIDENTAL PAVING**

All Subsections .....18

### **SECTION 713 – TEMPORARY TRAFFIC CONTROL**

Subsection 713.06 – Pavement Markings .....20

### **SECTION 719 – LANDSCAPING**

Subsection 719.06 – Construction Methods .....21

### **SECTION 729 – TRAFFIC SIGNS AND DEVICES**

Subsection 729.02 – Materials .....21

Subsection 729.04 – Fabrication of Sign Panels and Markers .....22

### **SECTION 730 – ELECTRICAL SYSTEMS**

Subsection 730.04 - Drawings and Equipment Submittals .....22

Subsection 730.08 – Measurement .....22

Subsection 730.09 – Payment .....23

### **SECTION 732 – PLASTIC PAVEMENT MARKINGS**

Subsection 732.03 - Construction Requirements for  
Plastic Pavement Marking Material .....23

## **PART VIII – STRUCTURES**

### **SECTION 804 – DRIVEN PILES**

Subsection 804.08 – Construction Requirements .....23

### **SECTION 813 – CONCRETE APPROACH SLABS**

Subsection 813.03 – Embankment .....24

## **PART IX – PORTLAND CEMENT CONCRETE**

### **SECTION 901 – PORTLAND CEMENT CONCRETE**

Subsection 901.06 – Quality Control of Concrete .....	24
Subsection 901.08 – Composition of Concrete.....	24

## **PART X – MATERIALS**

### **SECTION 1001 – HYDRAULIC CEMENT**

Subsection 1001.01 – Portland Cement .....	24
--	----

### **SECTION 1002 – ASPHALT MATERIALS AND ADDITIVES**

Subsection 1002.02 – Asphalt Material Additives .....	24
---	----

### **SECTION 1003 – AGGREGATES**

Subsection 1003.02 – Aggregates for Portland Cement Concrete and Mortar.....	26
--	----

Subsection 1003.03 – Base Course Aggregates.....	27
--	----

Subsection 1003.09 – Nonplastic Embankment .....	28
--	----

### **SECTION 1005 – JOINT MATERIALS FOR PAVEMENTS AND STRUCTURES**

Subsection 1005.04 – Combination Joint Former/Sealer .....	28
--	----

### **SECTION 1006 – CONCRETE AND PLASTIC PIPE**

Subsection 1006.09 – Plastic Yard Drain Pipe .....	29
--	----

### **SECTION 1013 – METALS**

Subsection 1013.09 – Steel Piles .....	29
--	----

### **SECTION 1015 – SIGNS AND PAVEMENT MARKINGS**

Subsection 1015.04 – Sign Panels .....	30
--	----

Subsection 1015.05 – Reflective Sheeting.....	30
---	----

Subsection 1015.11 – Preformed Plastic Pavement Marking Tape .....	34
--	----

### **SECTION 1020 – TRAFFIC SIGNALS**

Subsection 1020.01 – Traffic Signal Heads.....	35
--	----

Subsection 1020.04 – Poles for Traffic Signal Systems .....	36
---	----

**LOUISIANA  
DEPARTMENT OF TRANSPORTATION AND DEVELOPMENT  
SUPPLEMENTAL SPECIFICATIONS**

The 2006 Louisiana Standard Specifications for Roads and Bridges and supplemental specifications thereto are amended as follows.

**PART I – GENERAL PROVISIONS**

**SECTION 101 – GENERAL INFORMATION, DEFINITIONS, AND TERMS:**

Subsection 101.03 – Definitions (07/07), Pages 3 – 13.

Delete the definition for “Proposal/Bid Guaranty” and substitute the following.

Proposal / Bid Guaranty. The required security furnished with a bid. The only form of security acceptable is a Bid Bond.

**SECTION 102 – BIDDING REQUIREMENTS:**

Subsection 102.09 – Proposal / Bid Guaranty (07/07), Page 19.

Delete the contents of this subsection and substitute the following.

PROPOSAL/BID GUARANTY. Each bid shall be accompanied by a proposal/bid guaranty in an amount not less than five percent of the total bid amount when the bidder’s total bid amount as calculated by the Department in accordance with Subsection 103.01 is greater than \$50,000. No proposal/bid guaranty is required for projects when the bidder’s total bid amount as calculated by the Department is \$50,000 or less. The official total bid amount for projects that include alternates is the total of the bidder's base bid and all alternates bid on and accepted by the Department. The proposal/bid guaranty submitted by the bidder shall be a bid bond made payable to the contracting agency as specified on the bid bond form provided in the construction proposal. No other form of security will be accepted.

The bid bond shall be on the "Bid Bond" form provided in the construction proposal, on a form that is materially the same in all respects to the "Bid Bond" form provided, or on an electronic form that has received Department approval prior to submission. The bid bond shall be filled in completely, shall be signed by an authorized officer, owner or partner of the bidding entity, or each entity representing a joint venture; shall be signed by the surety's agent or attorney-in-fact; and shall be accompanied by a notarized document granting general power of attorney to the surety's signer. The bid bond shall not contain any provisions that limit the face amount of the bond.

The bid bond will be written by a surety or insurance company that is in good standing and currently licensed to write surety bonds in the State of Louisiana by the Louisiana Department of Insurance and also conform to the requirements of LSA-R.S. 48:253.

All signatures required on the bid bond may be original, mechanical reproductions, facsimiles or electronic. Electronic bonds issued in conjunction with electronic bids must have written Departmental approval prior to use. The Department will make a listing of approved electronic sureties providers on the Bidx.com site.

## SECTION 107 – LEGAL RELATIONS AND RESPONSIBILITY TO PUBLIC:

Subsection 107.05 – Federal Aid Participation (04/08), Pages 57 and 58.

Delete the second paragraph.

**SECTION 108 – PROSECUTION AND PROGRESS:**

Subsection 108.04 – Prosecution of Work (03/05) Pages 74 and 75.

Add the following sentence to the third paragraph of Heading (b).

Should the surety or the Department take over prosecution of the work, the contractor shall remain disqualified for a period of one year from the completion of the project, unless debarment proceedings are instituted.

When the Department of Transportation and Development is not the contracting agency on the project, the second paragraph under Heading (c) is deleted.

## PART II – EARTHWORK

**SECTION 202 – REMOVING OR RELOCATING STRUCTURES AND OBSTRUCTIONS:**

Subsection 202.06 – Plugging or Relocating Existing Water Wells (03/04), Page 105.

Delete the first sentence and substitute the following.

All abandoned wells shall be plugged and sealed at the locations shown on the plans, or as directed by the engineer, in accordance with the "Water Well Rules, Regulations, and Standards, State of Louisiana." This document is available at the Department of Transportation and Development, Water Resources Section, P. O. Box 94245, Baton Rouge, Louisiana 70804-9245. The Water Resource Section's telephone number is (225) 274-4172.

## PART III – BASE COURSES

**SECTION 302 – CLASS II BASE COURSE:**

Subsection 302.01 – Description (12/08), Page 150.

Add the following to the third paragraph:

(6) Blended Calcium Sulfate

Subsection 302.02 – Materials (12/08), Pages 150 and 151.

Add the following to the first paragraph:

### Blended Calcium Sulfate

1003.01 & 1003.03 (e)

Subsection 302.04 – General Construction Requirements (12/08), Page 152.

Add the following:

Blended calcium sulfate will be allowed in areas of new alignment, fill areas, and cut areas less than one foot.

In cut areas greater than one foot (300 mm), an additional one foot (300 mm) of undercut will be required prior to placement of BCS. The additional undercut area shall be replaced with non-plastic sand embankment and encapsulated with a Class D geotextile fabric. The additional



non-plastic material, geotextile fabric, and undercut shall be at no additional cost to the Department.

Blended calcium sulfate will not be allowed in areas needed to facilitate traffic control or when a soil cement base course is specified in the plans. Blended calcium sulfate shall not be placed within 10 feet (3.0 m) of metal drainage structures. The contractor will be allowed to substitute any untreated Class II base course material listed in Subsection 302.01. Flowable fill under Section 710, or other approved backfill material in Section 701 shall be used to backfill the drainage structure.

Subsection 302.05 – Mixing (08/06) (12/08), Pages 152 and 153.

Delete the first sentence of Subheading (b)(1), In-Place Mixing, and substitute the following.

In-place mixing shall conform to Heading (a)(1) except that the percentage of Type I portland cement required will be 6 percent by volume.

Add Heading (d) as follows:

(d) Blended Calcium Sulfate: Calcium sulfate shall be blended with an approved aggregate or lime prior to placement. The blended calcium sulfate material shall be uniformly mixed and sampled from dedicated stockpiles. Gradation sampling in accordance with Subsection 1003.03 shall be taken from the dedicated stockpiles at the point of material origin.

Subsection 302.06 – Transporting and Placing on Subgrade (12/08), Page 154.

Add the following:

Water shall be added or other suitable means taken to prevent dust during the transporting and placing of dry blended calcium sulfate.

Subsection 302.07 - Compacting and Finishing (12/08), Pages 154 and 155.

Add Heading (e) as follows:

(e) Blended Calcium Sulfate: Blended calcium sulfate shall be placed and spread on the subgrade and compacted to produce layers not exceeding 12 inches (300 mm) compacted thickness. During placement the material shall be thoroughly wetted by application of water to maintain 2 to 4 percent above optimum moisture. After application of water, allow the moisture to reach equilibrium in the base before applying rolling techniques. Rolling of BCS is required to the edge of the embankment or subgrade. Each layer shall be compacted to at least 95 percent of maximum dry density or compacted by an approved established rolling pattern determined by the project engineer before the next layer is placed. Optimum moisture and maximum density shall be determined in accordance with DOTD TR 418 Method G modified to include a maximum drying temperature of 140°F (60°C).

Add Heading (f) as follows:

(f) Proof Rolling: Proof rolling shall be done by a load of 25 tons (25 Mg) in a 12 to 14 cubic yard (9 to 10.5 cubic meters) tandem dump truck with ten wheels or approved loaded truck

**Supplemental Specifications (August 2009)**  
**Page 4 of 36**

determined by the project engineer. Proof rolling shall be a minimum of 5 passes in each direction at the same locations and at a maximum vehicle speed of 3 mph (4.8 km/h).

All BCS base will be tested by proof rolling prior to placement of surfacing material, including asphalt binder. Any irregularities or soft spots shall be corrected prior to placement of the surfacing material. Any rain event on the project site between the proof rolling and placement of the surfacing will require an additional proof rolling as noted above.

Subsection 302.09 – Protection and Curing (12/08), Page 155.

Add Heading (c) as follows:

(c) Blended Calcium Sulfate: Protection and curing of blended calcium sulfate shall be in accordance with Subsection 302.09(b).

Subsection 302.12 – Acceptance Requirements (12/08), Pages 156 – 161.

Add the following to Heading (a):

The acceptance requirements for blended calcium sulfate base course shall be the same as stone base course with the following modifications. Upon completion of compaction operations, the density will be determined in accordance with DOTD TR 401 except that all moisture content determinations for density calculations shall be conducted by oven drying the material for 24 hours at 140°F (60°C). A forced draft type oven capable of maintaining the temperature shall be provided by the contractor for field moisture content determination for density control.

**SECTION 305 – SUBGRADE LAYER:**

Subsection 305.06 – Payment (01/08), Page 184.

Delete this subsection and substitute the following.

305.06 Payment. Payment for subgrade layer will be made at the contract unit price which includes lime, lime treatment, cement, cement treatment, water, stone, recycled portland cement concrete, crushed slag, blended calcium sulfate, asphaltic concrete, and asphalt curing membrane or prime coat, subject to the payment adjustment provisions of Section 1002 for specification deviations of asphalt materials and Subsection 303.11(a) for density deficiencies of cement treated materials. Adjustments in pay for increase or decrease in the percent cement ordered by the engineer will be in accordance with Subsection 303.13. Adjustments in pay for increase or decrease in the percent lime ordered by the engineer will be based on the price of lime shown on paid invoices (total of all charges). The Materials and Testing Section will provide the payment adjustment percentage for properties of asphalt materials.

Payment for geotextile fabric will be included in the contract unit price for subgrade layer.

Payment will be made under:

Item No.	Pay Item	Pay Unit
305-01	Subgrade Layer _____ in (mm) Thick	Square Yard (Sq m)

**SECTION 307 – PERMEABLE BASES:**

Subsection 307.02 – Materials (09/07), Pages 187 and 188.

Delete Heading (b), Asphalt and substitute the following.

(b) Asphalt: The asphalt for asphalt treated permeable base shall be an approved polymer modified asphalt cement, PG 76-22m, or PG 82-22rm complying with Section 1002. The percentage of asphalt cement shall be 2.0 percent to 4.0 percent by weight (mass) of the total mixture. Asphalt cement content and mixing process shall be such that all aggregates are visibly coated. The mixture shall retain 90 percent coating when tested in accordance with DOTD TR 317.

A job mix formula shall be submitted and approved in accordance with Section 502.

**SECTION 308 – IN-PLACE CEMENT TREATED BASE COURSE:**

All Subsections within Section 308 – (07/07), Pages 191 – 198.

Whenever the reference to “DOTD TR-432, Method D” is used, it shall mean “DOTD TR-432”.

**PART V – ASPHALTIC PAVEMENTS**

**SECTION 502 – SUPERPAVE ASPHALTIC CONCRETE MIXTURES:**

Subsection 502.02 – Materials (08/06) (11/07), Pages 210 – 213.

Delete Table 502-2, Superpave Asphalt Cement Usage under Subheading (a) and substitute the following.

**Table 502-2**  
**Superpave Asphalt Cement Usage**

Current Traffic Load Level	Mixture Type	Grade of Asphalt Cement
Level 1	Wearing Course	PG 70-22m
	Binder Course	PG 70-22m
	Base Course	PG 64-22
Level 2	Wearing Course	PG 76-22m
	Binder Course	PG 76-22m
Level A	Incidental Paving	PG 70-22m

Note: A PG 82-22 rm, Waste Tire Rubber Modified Asphalt, may be substituted for any other grade of asphalt cement.

Delete Table 502-3, Aggregate Friction Rating under Subheading (c)(1) and substitute the following.

**Table 502-3**  
**Aggregate Friction Rating**

Friction Rating	Allowable Usage
I	All mixtures
II	All mixtures
III	All mixtures, except travel lane wearing courses with plan ADT greater than 7000 <sup>1</sup>
IV	All mixtures, except travel lane wearing courses <sup>2</sup>

<sup>1</sup> When plan current average daily traffic (ADT) is greater than 7000, blending of Friction Rating III aggregates and Friction Rating I and/or II aggregates will be allowed for travel lane wearing courses at the following percentages. At least 30 percent by weight (mass) of the total aggregates shall have a Friction Rating of I, or at least 50 percent by weight (mass) of the total aggregate shall have a Friction Rating of II. The frictional aggregates used to obtain the required percentages shall not have more than 10 percent passing the No. 8 (2.36 mm) sieve.

<sup>2</sup> When the average daily traffic (ADT) is less than 2500, blending of Friction Rating IV aggregates with Friction Rating I and/or II aggregates will be allowed for travel lane wearing courses at the following percentages. At least 50 percent by weight (mass) of the total aggregate in the mixture shall have a Friction Rating of I or II. The frictional aggregates used to obtain the required percentages shall not have more than 10 percent passing the No. 8 (2.36 mm) sieve.

Subsection 502.14 – Lot Sizes (11/07), Pages 232 and 233.

Delete the first sentence of the first paragraph and substitute the following.

A lot is a segment of continuous production of asphaltic concrete mixture from the same job mix formula produced for the Department at a specific plant, delivered to a specific DOTD project.

**SECTION 508 – STONE MATRIX ASPHALT:**

Subsection 508.01 – Description (09/07), Page 274.

Delete this subsection and substitute the following.

508.01 DESCRIPTION. This work consists of furnishing and constructing Stone Matrix Asphalt (SMA) which is a plant mixed asphalt concrete wearing course for high traffic applications. This mixture is a rut resistant hot mix design with stone on stone contact. The mixture shall be composed of a PG 76-22m, or PG 82-22rm asphalt cement and a gap graded coarse aggregate structure. Mineral filler and/or fibers shall be used to control draindown. This work shall be in accordance with these specifications, plan details, and as directed. All requirements of Section 502 apply to Stone Matrix Asphalt, except as modified herein. All plant and paving equipment and processes must meet the requirements of Section 503.

Mixture used for shoulder may be Stone Matrix Asphalt or any mixture type shown in Table 502-5.

Subsection 508.02 – Materials (09/07), Page 274.

Delete the contents of Subheading (a), Asphalt Cement and substitute the following.

(a) Asphalt Cement: Asphalt cement shall be PG 76-22m, or PG 82-22rm as listed on QPL 41 and complying with Section 1002.

**PART VI – RIGID PAVEMENT**

**SECTION 602 – PORTLAND CEMENT CONCRETE PAVEMENT**

**REHABILITATION:**

Subsection 602.17 – Payment (09/07), Pages 341 – 344.

Delete the last paragraph of Subheadings (d), Full Depth Corner Patching of Jointed Concrete Pavement, (e) Full Depth Patching of Jointed Concrete Pavement, and (g) Patching Continuously Reinforced Concrete Pavement, and substitute the following.

Payment for deteriorated base course removed as directed by the engineer and replaced with concrete will be made as follows: The value per inch (mm) thickness will be determined by dividing the contract unit price per square yard (sq m) by the plan thickness. Thickness of patches will be measured from the surface that exists at the time of patching. Payment for the additional thickness will be made at 50 percent of the value per inch (mm) thus determined.

**PART VII – INCIDENTAL CONSTRUCTION**

**SECTION 701 – CULVERTS AND STORM DRAINS:**

All Subsections within Section 701 (08/07), Pages 347 – 358.

Delete Section 701, Culverts and Storm Drains and substitute the following.

**SECTION 701  
CULVERTS AND STORM DRAINS**

701.01 DESCRIPTION. This work consists of furnishing, installing, and cleaning pipe, pipe arch, storm drains and sewers, also referred to as culverts or conduit, in accordance with these specifications and in conformity with lines and grades shown on the plans or established.

**Supplemental Specifications (August 2009)**  
**Page 8 of 36**

701.02 MATERIALS. Materials shall comply with the following sections and subsections:

Usable Soil	203.06(a)
Selected Soil	203.06(b)
Plastic Soil Blanket	203.10
Mortar	702.02
Flowable Fill	710
Portland Cement Concrete	901
Reclaimed Asphaltic Pavement (RAP)	1003.01 & 1003.04(d)
Stone	1003.03(b)
Recycled Portland Cement Concrete	1003.03(c)
Granular Material	1003.07
Bedding Material	1003.08
Concrete Sewer Pipe	1006.02
Reinforced Concrete Pipe	1006.03
Reinforced Concrete Pipe Arch	1006.04
Gasket Materials	1006.06
Plastic Pipe	1006.07
Split Plastic Coupling Bands	1006.07(d)(4)
Plastic Yard Drain Pipe	1006.09
Bituminous Coated Corrugated Steel Pipe and Pipe Arch	1007.02
Structural Plate for Pipe, Pipe Arch and Arch	1007.04
Corrugated Aluminum Pipe and Pipe Arch	1007.05
Coupling Bands	1007.09
Reinforcing Steel	1009
Geotextile Fabric	1019

(a) Side Drain Pipe or Side Drain Pipe Arch: When the item for Side Drain Pipe or Side Drain Pipe Arch is included in the contract, the contractor has the option of furnishing reinforced concrete pipe or reinforced concrete pipe arch, corrugated metal pipe or corrugated metal pipe arch, or plastic pipe, as allowed by EDSM II.2.1.1 or unless otherwise specified.

(b) Cross Drain Pipe or Cross Drain Pipe Arch: When the item for Cross Drain Pipe or Cross Drain Pipe Arch is included in the contract, the contractor has the option of furnishing reinforced concrete pipe or reinforced concrete pipe arch, corrugated metal pipe or corrugated metal pipe arch, or plastic pipe, as allowed by EDSM II.2.1.1 or unless otherwise specified.

(c) Storm Drain Pipe or Storm Drain Pipe Arch: When the item for Storm Drain Pipe or Storm Drain Pipe Arch is included in the contract, the contractor has the option of furnishing reinforced concrete pipe or reinforced concrete pipe arch, or plastic pipe, as allowed by EDSM II.2.1.1 or unless otherwise specified.

(d) Yard Drain Pipe: When the item for Yard Drain Pipe is included in the contract, the contractor has the option of furnishing concrete sewer pipe, plastic yard drain pipe or plastic pipe in accordance with Section 1006 unless otherwise specified.

(e) Material Type Abbreviations:

(1) Reinforced Concrete Pipe:

RCP	Reinforced Concrete Pipe
RCPA	Reinforced Concrete Pipe Arch

(2) Corrugated Metal Pipe:

CAP	Corrugated Aluminum Pipe
CAPA	Corrugated Aluminum Pipe Arch
CMP	Corrugated Metal Pipe
CMPA	Corrugated Metal Pipe Arch
CSP	Corrugated Steel Pipe
CSPA	Corrugated Steel Pipe Arch
BCCSP	Bituminous Coated Corrugated Steel Pipe
BCCSPA	Bituminous Coated Corrugated Steel Pipe Arch

(3) Plastic Pipe:

PP	Plastic Pipe
PVCP	Polyvinyl Chloride Pipe
RPVCP	Ribbed Polyvinyl Chloride Pipe
CPEPDW	Corrugated Polyethylene Pipe Double Wall

(f) Joint Type Abbreviations:

T1	Type 1 Joint
T2	Type 2 Joint
T3	Type 3 Joint

(g) Quality Assurance for Pipe: Manufacturing plants will be periodically inspected for compliance with specified manufacturing methods, and material samples will be randomly obtained for laboratory testing for verification of manufacturing lots. Materials approved at the manufacturing plant will be subject to visual acceptance inspections at the jobsite or point of delivery.

**701.03 EXCAVATION.** For all pipe, when the sides of the trench are stable as evidenced by the sides of the trench being able to maintain a vertical cut face, the minimum trench width at the bottom of the excavation will be 18 inches (460mm) on either side of the outside diameter of the pipe. If the sides of the trench are unstable, the width of the trench at the bottom of the excavation, for plastic or metal pipe, shall be a minimum width of at least 18 inches (460mm) or one pipe diameter on each side of the outside diameter of the pipe, which ever is greater. Surplus material or excavated material that does not conform to the requirements of Subsection 203.06(a) shall be satisfactorily disposed of in accordance with Subsection 202.02. Moisture controls including backfill materials selection and dewatering using sumps, wells, well points or other approved processes may be necessary to control excess moisture during excavation, installation of bedding, over-excavated trench backfilling, pipe placement and pipe backfill.

(a) Over-excavation: When unsuitable soils as defined in Subsection 203.04 or a stable, non-yielding foundation cannot be obtained at the established pipe grade, or at the grade established for placement of the bedding, unstable or unsuitable soils below this grade shall be removed and replaced with granular material meeting the requirements of Subsection 1003.07,

**Supplemental Specifications (August 2009)**  
**Page 10 of 36**

bedding materials meeting the requirements of Subsection 1003.08 or Type A backfill. All granular, backfill materials placed below the established pipe or bedding grade shall be placed in lifts not exceeding 8 inches (200 mm) thick and sufficiently compacted by hand or a dynamic mechanical hand compaction device over the surface of each lift to form a stable, non-yielding foundation at the surface of the established bedding or pipe grade.

When rock is encountered, it shall be removed below grade and replaced with material complying with Subsection 1003.07, bedding materials meeting the requirements of Subsection 1003.08 or Type A backfill. The compacted earth cushion shall have a thickness under the pipe of at least 1/2 inch per foot (40 mm/m) of fill height over the top of the pipe with a minimum thickness of 8 inches (200 mm). All granular, backfill materials placed below the established pipe or bedding grade shall be placed in lifts not exceeding 8 inches (200 mm) thick and sufficiently compacted by hand or a dynamic mechanical hand operated compaction device over the surface of each lift to form a stable, non-yielding foundation at the surface of the established bedding or pipe grade.

Materials used to backfill in an over-excavated portion of a trench do not require encasement in a Geotextile Fabric.

Density of approved materials placed in over-excavated trenches will not be measured or determined.

**701.04 FORMING PIPE BED.** Bedding material, when specified, shall be constructed in accordance with Section 726. Materials allowed for bedding shall be as specified in Subsection 1003.08 or may be Type A backfill materials. When bedding materials are specified, additional excavation shall be performed below established pipe grade and the bedding material placed in lifts not exceeding 8 inches (200 mm) thick and lightly compacted by hand or a dynamic hand compaction device over the surface of each lift.

When the bottom of the pipe is not laid in a trench but is constructed above natural soils, a uniform bed shall be constructed as specified for the bottom of a trench.

Density of approved bedding materials will not be measured or determined.

**701.05 LAYING PIPE.** Pipe laying shall begin at the downstream end of the line. The pipe shall be in contact with the foundation throughout its length. Bell or groove ends of pipe and outside circumferential laps of riveted metal pipe shall be placed facing upstream. Riveted seam metal pipe shall be placed with longitudinal laps at sides. Pipes in each continuous line shall have the same wall thickness. Metal pipes provided with lifting lugs shall be handled only by these lugs.

After pipe has been laid and before backfill is placed, the engineer will inspect the pipe for alignment, grade, integrity of joints, and coating damage.

**701.06 JOINING PIPE.**

(a) Joint Usage:

(1) Type 1 (T1) joints shall be used for side drains under drives and similar installations.



(2) Type 2 (T2) joints shall be used for cross drains under roadways, including turnouts.

(3) Type 3 (T3) joints shall be used for closed storm drain systems, flumes and siphons.

(b) Concrete Pipe: Concrete pipe may be either bell and spigot, or tongue and groove. The method of joining pipe sections shall be such that ends are fully entered and inner surfaces are flush and even.

An approved mechanical pipe puller shall be used for joining pipes over 36 inches (900 mm) in diameter. For pipe 36 inches (900 mm) or less in diameter, any approved method for joining pipe may be used which does not damage the pipe.

Joints shall comply with Subsection 1006.05, and shall be sealed with gasket material installed in accordance with the manufacturer's recommendations.

(c) Metal Pipe: Metal pipe shall be firmly joined by coupling bands. Bands shall be centered over the joint.

For Type 1 joints, approved gasket material shall be placed in one corrugation recess on each side of the joint at the coupling band and on each band connection in such manner to prevent leakage.

When Type 2 or 3 joints are specified, joining of metal pipe sections shall conform to the following provisions:

(1) General: Band joints shall be sealed with gasket material. Gasket material shall be placed in accordance with the plan details.

(2) Circular Section: Connecting bands shall be of an approved design and shall be installed in accordance with plan details.

(3) Arch Section: Connecting bands shall be a minimum of 12 inches (300 mm) wide for pipe arch less than 36 inches (900 mm) round equivalent diameter, and a minimum of 21 inches (525 mm) wide for 36 inches (900 mm) round equivalent diameter pipe arch and greater. Bands shall be connected at the ends by approved angle or strap connections. Connecting bands used for 36 inches (900 mm) round equivalent diameter pipe arch and above shall be 2-piece bands.

(d) Plastic Pipe: Joints for plastic pipe shall be either bell and spigot or split coupling bands.

(1) Bell and Spigot Type Joint System: The method of joining pipe sections shall be such that ends are fully entered and inner surfaces are flush and even.

Any approved method for joining pipe may be used which does not damage the pipe.

Joints shall be approved and shall be sealed with a gasket system utilizing gasket material complying with Subsection 1006.06(a).

(2) Split Coupling Type Joint System: Split coupling bands shall comply with all dimensional and material requirements of Subsection 1006.07. The bands shall be centered over the joint. The split coupling band shall be secured to the pipe with a minimum of five stainless steel or other approved corrosion resistant bands.

Joints shall be approved and shall be sealed with gasket material. Gasket material shall be placed in the first two corrugation recesses on each side of the pipe connections. Gasket

material shall also be placed on each band connection to prevent leakage. When flexible plastic gasket material is used it shall be a minimum of 1/2 inch (13 mm) in size. The bands shall be tightened to create overlap of the band and shall adequately compress the gasket material.

(e) Connections: Approved connections shall be used when joining new pipes to existing pipes. When concrete collars are required in order to extend the ends of existing pipes that have been damaged or to join different types or sizes of pipes, the concrete collars shall be constructed in accordance with plan details, the applicable requirements of Section 901, and as directed.

(f) Geotextile Fabric, Pipe Joints: For concrete, metal and plastic pipes, Types 2 and 3 joints shall be wrapped with geotextile fabric for a minimum of 12 inches (300 mm) on each side of joint for pipe 36 inches (900 mm) or less in diameter and a minimum of 18 inches (450 mm) on each side of the joint for pipe greater than 36 inches (900 mm) in diameter. Ends of the fabric shall be lapped at least 10 inches (250 mm). The edges and ends of fabric shall be suitably secured for the entire circumference of the pipe.

**701.07 RELAYING PIPE.** If specified or directed, existing pipes shall be removed and suitable sections relaid as specified for new pipes.

**701.08 BACKFILLING.**

(a) General: Prior to backfilling, pipes found to be damaged or out of alignment or grade shall be removed and reinstalled, or replaced.

Type A backfill material shall be stone, recycled portland cement concrete, flowable fill, or RAP.

Type B backfill materials are selected soils. Where Type B backfill materials are called for, Type A backfill materials may be substituted.

When corrugated metal pipe is used, the backfill material shall be tested and shall have a resistivity greater than 1500 ohm-cm and a pH greater than 5 when tested in accordance with DOTD TR 429 and DOTD TR 430 respectively.

When Type A backfill material is used, geotextile fabric surrounding this backfill shall be placed in accordance with Subsection 726.03 between the aggregate backfill material and all other natural or placed soils in the trench or embankment. Care shall be taken to prevent damage to geotextile fabric during placement of backfill material. For concrete pipe, the fabric shall enclose not only the initial backfill but shall be wrapped over the top of the pipe with at least 12 inches (300 mm) of overlap.

When a trench box or trench sheeting is used in unstable soils and/or for worker safety, and when moved during backfilling operations, filling and additional compaction of the disturbed zone of backfill must take place immediately and in a manner acceptable to the engineer.

Initial backfill is a structural backfill encasing the pipe from the bottom of the pipe to the springline for concrete pipe and to a point one foot (0.3 m) above the top of the pipe for both metal and plastic pipe. Final backfill is not a structural backfill and shall extend from the top of the initial backfill to the top of the natural ground or subgrade in cut areas or to the top of existing ground in fill areas. Any fill required above the final backfill is considered and treated as embankment.

(b) Backfill Applications: For projects using A+B+C bidding method where rigid and flexible pavement alternates are considered, backfill application (2) below, "Cross Drains Under Flexible Pavements", shall apply for either rigid or flexible pavements.

(1) Under Concrete Pavements: Type B backfill may be used as initial and final backfill for all pipes, culverts or drains under concrete pavements. Placement and compaction shall be as specified in Heading (d) below.

(2) Cross Drains Under Flexible Pavements: All reaches, exclusive of those portions of the pipe which are under shoulders, of cross drains and all other culverts, pipes or drains that cross the centerlines of the new roadway or centerlines of existing roadways, such as intersections and are under flexible pavements shall receive an initial backfill of Type A material. Type B backfill materials may be used as final backfill for all pipes. Placement and compaction shall be as specified in Heading (c) and (d) below. Where the subgrade is above existing ground, embankment material as specified for the remainder of the project shall be used from the top of the final backfill to the top of the established embankment grade.

(3) Other Drains Under Flexible Pavements: All reaches of all culverts, pipes or drains under flexible pavements that do not cross the centerlines of new roadway or centerlines of existing roadways, and exclusive of those portions of the pipe which are totally under shoulders, shall receive an initial and final backfill of Type B material. Placement and compaction shall be as specified in Heading (d) below. Where the subgrade is above existing ground, embankment material as specified for the remainder of the project shall be used from the top of the final backfill to the top of the established embankment grade.

(4) Other Areas: All culverts, pipes or drains in nonpaved areas or paved areas that serve as driveways or shoulders shall receive an initial and final backfill of Type B material. Placement and compaction shall be as specified in Heading (d) below.

(5) Pipes Subject to Construction Traffic; The embankment or pipe backfill shall be constructed to a minimum of 24 inches (600 mm) over the pipe before heavy construction equipment is allowed to cross the installation. Where practical, installations with less than 24 inches (600 mm) of cover over the top of the pipe shall be constructed after heavy hauling is completed over the pipe location. After completion of hauling operations, the contractor shall remove excess cover material. Pipe damaged by hauling and backfilling operations shall be removed and reinstalled, or replaced, at no direct pay.

(c) Placement and Compaction; Type A Backfill: For all pipes, culverts and conduits under paved and nonpaved areas, where Type A backfill material is used, the Type A backfill shall be thoroughly hand compacted under the pipe haunches and then dynamically compacted in layers not exceeding 8 inches (200 mm) compacted thickness. Compaction under the haunches of the pipe shall initially be by hand tamping or other acceptable means, until a level is reached that the dynamic tamping can commence. Each lift shall be compacted by applying at least eight passes of a hand operated, dynamic mechanical compaction device over the surface of each lift. With approval of the engineer, layer thickness may be increased to 12 inches (300 mm) with verification of satisfactory installation and performance. If flowable fill is used it shall be furnished, placed and consolidated in accordance with Section 710. The contractor shall control placement operations during initial backfill operations so as not to damage protective coatings on metal pipes. The contractor shall repair damaged coatings at no additional pay.

(d) Placement and Compaction; Type B Backfill: For all pipes, culverts and conduits, where Type B backfill is allowed, the Type B material shall be placed in layers not exceeding 8 inches (200 mm) compacted thickness. Compaction shall be with suitable mechanical equipment. With approval of the engineer, layer thickness may be increased to 12 inches (300 mm) with verification of satisfactory installation and performance.

(e) Placement and Compaction; Trenchless or Partial Trench Condition: All pipes, culverts, drains and conduits placed with any portion of the pipe above existing ground must also comply with Subsections (a),(b) (c) and (d) above for the portion of the pipe within a trench and that portion of the pipe not constructed in a trench. The width of initial and final backfill of that portion above existing ground and not within a trench will be constructed to such a width that the requirements for placement, compaction and density are met.

(f) Density Requirements: The in place density of Type A backfill materials and bedding materials, will not be measured or determined. Type A backfill, exclusive of RAP and flowable fill, shall be placed at or near optimum moisture content determined in accordance with DOTD TR 415 or 418. RAP materials shall be placed and compacted in a slightly moist condition.

The maximum dry density of initial or final Type B backfill under all paved areas which are to be under traffic will be determined in accordance with DOTD TR 415 or TR 418 and in-place density determined in accordance with DOTD TR 401. Initial and final Type B backfill under all paved areas, under traffic, shall be placed at or near optimum moisture content determined in accordance with DOTD TR 415 or TR 418. Each layer shall be compacted by approved methods prior to the placement of a subsequent layer. The engineer will approve the compaction method based upon validation that such method, including moisture control, will achieve at least 95 percent of maximum dry density as determined in accordance with DOTD TR 401. With approval of the engineer, density testing may be waived on subsequent layers with backfill installation in accordance with approved compaction methods and continued satisfactory performance.

Initial and final backfill in unpaved areas or paved areas such as shoulders or driveways, shall be placed evenly and compacted along the length of the culvert, pipe or drain from the top of the initial backfill to the top of the subgrade. Layered backfill shall be compacted at least to the density of the adjoining existing soils or the compaction required of the laterally adjoining layers of soil immediately outside the trench for embankment elevations. Initial and final backfill shall be placed and compacted at or near optimum moisture content determined in accordance with DOTD TR 415 or TR 418.

**701.09 INSPECTION OF PIPES.** After completion of embankment and prior to roadway surfacing, the engineer shall inspect pipes for proper alignment and integrity of joints. Any misaligned pipe or defective joints shall be corrected by the contractor at no direct pay.

(a) Plastic Pipe: Installed plastic pipe shall be tested to ensure that vertical deflections do not exceed 5.0 percent. Maximum allowable deflections shall be governed by the mandrel requirements stated herein.

Deflection tests shall be performed no sooner than 30 calendar days after installation and compaction of backfill. The pipe shall be cleaned and inspected for offsets and obstructions prior to testing.

For pipe 36 inches (900 mm) and less in diameter, a mandrel shall be pulled through the pipe by hand to ensure that maximum allowable deflections have not been exceeded. The mandrel shall be approved by the engineer prior to use. Use of an unapproved mandrel or a mandrel altered or modified after approval will invalidate the test. If the mandrel fails to pass, the pipe is overdeflected.

Unless otherwise permitted, overdeflected pipe shall be uncovered and, if not damaged, reinstalled. Damaged pipe shall not be reinstalled, but shall be removed and replaced with new pipe. Any pipe subjected to any method or process other than removal, which attempts, even successfully, to reduce or cure any overdeflection, shall be removed and replaced with new pipe.

The mandrel shall be a rigid, nonadjustable, odd-numbered legged (minimum 9 legs) mandrel having a length not less than its nominal diameter or 24 inches (600 mm), whichever is less. The minimum diameter at any point shall be 5.0 percent less than the base inside diameter of the pipe being tested. The mandrel shall be fabricated of steel, aluminum or other approved material fitted with pulling rings at each end. The nominal pipe size and outside diameter of the mandrel shall be stamped or engraved on some segment other than a runner. A suitable carrying case shall be furnished.

For pipe larger than 36 inches (900 mm) in diameter, deflection shall be determined by a method approved by the engineer. If a mandrel is selected, the minimum diameter, length, and other requirements shall conform to the above requirements.

Mandrel testing shall be conducted by the contractor in the presence of the engineer. Mandrel testing shall be at no direct pay.

(b) Metal Pipe: If the inside diameter of metal pipe or rise dimension of metal pipe arch deflects more than 5.0 percent from original dimensions, they shall be removed and reinstalled, unless they do not rebound or are damaged. Pipe or pipe arch which are damaged or do not rebound shall be removed and replaced at no direct pay. Measurement of deflection will be made by the engineer away from rerolled ends.

#### 701.10 CLEANING PIPES.

(a) Existing Pipes: Pipes designated to be cleaned shall be cleaned of soil, debris and other materials to the invert of the pipe. Designated pipes shall be cleaned by approved methods that will not damage the pipes. Any damage caused by the contractor's operations shall be satisfactorily repaired at no direct pay.

Removed soil, debris and other materials shall be disposed of in accordance with Subsection 202.02 or as otherwise approved in writing.

(b) Contractor Installed Pipes: Prior to final acceptance, pipes shall be cleaned of all debris and soil to the invert of the pipe at no direct pay.

Removed soil, debris and other materials shall be disposed of in accordance with Subsection 202.02 or as otherwise approved in writing.

701.11 STUBBING AND PLUGGING PIPES. When it is required that pipes be plugged, such plugs shall be constructed of Class R concrete complying with Section 901. Thickness of plug and method of construction shall be as directed.

**Supplemental Specifications (August 2009)**  
**Page 16 of 36**

When new pipes are to be stubbed into new or existing pipes or other structures, the connection shall be made with approved mortar complying with Subsection 702.02.

**701.12 MEASUREMENT.** Pipe, both new and relaid, will be measured in linear feet (lin m) as follows unless stated otherwise.

(a) Pipe not confined by fixed structures will be measured by the number of joints at the nominal length of each joint.

(b) Pipe confined by fixed structures will be measured along the pipe between the termini of pipe in structure walls.

(c) Pipe confined by a fixed structure on one end and unconfined at the other end will be measured along the pipe from the terminus of pipe in the structure wall to the unconfined end of pipe.

(d) Fabricating of pipe tees, elbows and other fittings will be measured per each fitting. The length of pipe in such fittings will be included in the pay length measurement of pipes of which they form a part.

(e) Excavation required for installation of pipes will not be measured for payment, except as otherwise specified in Subsection 203.14.

(f) Furnishing and placing backfill material below existing ground level for pipes will not be measured for payment. Backfill material needed to complete backfill above natural ground and around pipes that extend above natural ground will be measured and payment will be made under applicable earthwork items. When specified, flowable fill will be measured and paid for in accordance with Section 710.

(g) Plugging and stubbing of pipes will not be measured for payment.

(h) Cleaning existing pipes will be measured by the length of pipe cleaned and accepted.

(i) Concrete collars will be measured per each.

**701.13 PAYMENT.**

(a) Payment for pipe will be made at the contract unit price per linear foot (lin m) of the types and sizes specified.

When plastic pipe is specified on the plans or elected to be used by the contractor, payment will be made at the contract unit price per linear foot (lin m) of the types and sizes specified in accordance with the payment schedule of Table 701-1.

Table 701-1  
Payment Schedule for Plastic Pipe

Percent Payment	Stage of Completeness
75	After placement and backfill has been completed
25	After the pipe has met vertical deflection requirements in accordance with Subsection 701.09(a)

(b) Payment for fabricating pipe tees, elbows and other fittings will be made at the contract unit price per each fitting.

(c) When unstable conditions are encountered, the additional excavation will not be measured for payment; however, the additional materials furnished and placed for the pipe foundation will be measured and paid for as follows:

(1) Granular Materials: Payment will be made under the embankment item. The net section volume of the materials will be multiplied by 3 to determine the pay volume. When the contract does not include a pay item for embankment, payment will be made in accordance with Subsection 104.02.

(2) Bedding Material: Measurement and payment will be made in accordance with Section 726. When the contract does not include a pay item for bedding material, payment will be made in accordance with Subsection 104.02.

(d) Payment for cleaning existing pipes will be made at the contract unit price per linear foot (lin m).

(e) Payment for concrete collars will be made at the contract unit price per each.

Payment will be made under:

Item No.	Pay Item	Pay Unit
701-01	Cross Drain Pipe (Size & Type)	Linear Foot (Lin m)
701-02	Cross Drain Pipe Arch (Size & Type)	Linear Foot (Lin m)
701-03	Storm Drain Pipe (Size & Type)	Linear Foot (Lin m)
701-04	Storm Drain Pipe Arch (Size & Type)	Linear Foot (Lin m)
701-05	Side Drain Pipe (Size)	Linear Foot (Lin m)
701-06	Side Drain Pipe Arch (Size)	Linear Foot (Lin m)
701-07	Yard Drain Pipe (Size)	Linear Foot (Lin m)
701-08	Relaying Pipe	Linear Foot (Lin m)
701-09	Fabricating Pipe Fittings	Each
701-10	Reinforced Concrete Pipe (Extension)	Linear Foot (Lin m)
701-11	Reinforced Concrete Pipe Arch (Extension)	Linear Foot (Lin m)
701-12	Corrugated Metal Pipe (Extension)	Linear Foot (Lin m)
701-13	Corrugated Metal Pipe Arch (Extension)	Linear Foot (Lin m)

**Supplemental Specifications (August 2009)**  
**Page 18 of 36**

701-14	Cleaning Existing Pipes	Linear Foot (Lin m)
701-15	Concrete Collar	Each
701-16	Plastic Pipe (Extension)	Linear Foot (Lin m)

**SECTION 704 – GUARD RAIL:**

Subsection 704.03 – General Construction Requirements (01/05). Pages 368 and 369.

Add the following to Heading (d), Guard Rail End Treatments.

All end treatments shall bear a label indicating the manufacturer and exact product name of the end treatment along with its assigned NCHRP 350 test level. This label shall resist weathering and shall be permanently affixed to the railing in such a way as to be readily visible.

**SECTION 706 – CONCRETE WALKS, DRIVES AND INCIDENTAL PAVING:**

All Subsections within Section 706 (04/08). Pages 375 – 377.

Delete Section 706, Concrete Walks, Drives and Incidental Paving and substitute the following.

**SECTION 706**  
**CONCRETE WALKS, DRIVES AND INCIDENTAL PAVING**

**706.01 DESCRIPTION.** This work consists of furnishing and constructing portland cement concrete walks, handicapped curb ramps, drives and incidental paving slabs in accordance with these specifications and in conformity with lines, grades and dimensions shown on the plans or established.

**706.02 MATERIALS.** Materials shall comply with the following Section or Subsections.

Portland Cement Concrete (Class M)	901
Joint Filler	1005.01(c)
Reinforcing Steel	1009.01
Curing Materials	1011.01

**706.03 CONSTRUCTION REQUIREMENTS.**

(a) Excavation: Excavation shall be made to required depth and width. The top of the subgrade shall be shaped and compacted to a firm, even surface conforming to the section shown on the plans. Unsuitable material shall be removed and disposed of in accordance with Subsection 202.02 and replaced with approved material at no direct pay.

(b) Forms: Forms shall be of wood or metal and shall extend the full depth of concrete. Forms shall be straight, clean and of sufficient strength to resist the pressure of concrete. Bracing of forms shall be such that forms remain in horizontal and vertical alignment until their removal.

Concrete may be placed by slip-form methods. Slip-formed concrete shall be placed with an approved machine designed to spread, vibrate, consolidate and finish concrete in one pass of the machine in such manner that minimum hand finishing is necessary. Sliding forms shall be



rigidly held together to prevent spreading of forms. After the passing of the side forms there shall be no noticeable slumping of concrete.

(c) Subgrade: The subgrade shall be thoroughly moistened immediately prior to placing concrete.

(d) Placing and Finishing: Concrete shall be placed on the subgrade, struck off to required thickness and tamped sufficiently to bring the mortar to the surface. The surface shall be finished with a wood float or steel trowel followed by brushing to a slightly rough finish. Joints and edges shall be rounded with an edging tool having a 1/4-inch (6 mm) radius.

(e) Joints:

(1) Expansion Joints: Expansion joints shall be filled with 1/2 inch (13 mm) thick preformed expansion joint filler. Expansion joints shall be installed at maximum 100-foot (30 m) intervals, and between intersecting paving and any fixed structure such as a building, bridge or curbing, and between intersecting paving and the handicapped curb ramps. Expansion joint material shall extend for the full width and depth of paving.

(2) Weakened Plane: Weakened planes shall be formed by a jointing tool or other acceptable means. Weakened planes shall extend into concrete for at least 1/4 of the depth and shall be approximately 1/8 inch (3 mm) wide.

a. Walks: Spacing of weakened planes for walks shall be equal to the width of walk.

b. Drives: A longitudinal weakened plane shall be formed along the centerline of drives more than 16 feet (5 m) wide, and transverse weakened planes shall be formed at not more than 16-foot (5 m) intervals.

c. Incidental Paving: Weakened planes for incidental paving shall be formed at intervals not exceeding 30 times the thickness of the concrete in length or width. Incidental paving poured adjacent to jointed concrete shall be jointed to match existing joints, with intermediate joints formed as necessary not to exceed the maximum joint spacing.

(3) Construction Joints: Construction joints shall be formed around manholes, utility poles, etc., extending into paving and 1/4 inch (6 mm) thick preformed expansion joint filler shall be installed in these joints.

(4) Tie-ins: Tie-ins of existing concrete shall be made by full depth sawing at no direct pay.

(f) Curing: Concrete shall be cured in accordance with Subsection 601.10.

(g) Detectable Warning Surface for Handicap Ramps and At-Grade Sidewalk Intersections: Sidewalks, when intersecting with roadways, shall be equipped with a detectable warning surface system consisting of raised truncated domes as a transition between the sidewalk and the street as required by the Americans with Disabilities Act, 28 CFR Part 36, ADA Standards for Accessible Design.

Detectable warnings (truncated domes) shall be installed on the ramp surface over the full width of the ramp throat for a distance of 24 inches (600 mm) in the direction of travel from the back of the curb. Detectable warnings (truncated domes) shall also be installed on at-grade sidewalks intersecting with roadways for a distance of 36 inches (900 mm) in the direction of travel from the end of the sidewalk. Truncated domes shall be laid out on a square grid in order to allow enough space for wheelchairs to roll between the domes.

**Supplemental Specifications (August 2009)**  
**Page 20 of 36**

Light reflectance of the truncated domes and the underlying surface must meet the 70 percent contrast requirement of ADAAG.

706.04 MEASUREMENT. Quantities of concrete walks, drives and incidental paving slabs for payment will be the design quantities as specified on the plans and adjustments thereto. Design quantities will be adjusted if the engineer makes changes to adjust to field conditions, if design errors are proven or if design changes are made. Design areas are based on the horizontal dimensions shown on the plans. Excavation, backfill, reinforcing steel and joint materials will not be measured for payment.

Handicapped curb ramps, including the detectable surface warning system, will be measured per each.

Detectable surface warning systems for at-grade sidewalk intersection will not be measured for payment.

706.05 PAYMENT. Payment for concrete walks, drives and incidental paving will be made on a lot basis at the contract unit price per square yard (sq m), adjusted in accordance with the following provisions. Payment for each lot will be made in accordance with Table 901-6. Size, sampling, and testing of each concrete lot shall be in accordance with the Materials Sampling Manual.

Payment for handicapped curb ramps, including the detectable surface warning system, will be made by each and shall include, but not limited to, curb transitions, detectable warning system, gutter, landing and base.

Payment will be made under:

Item No.	Pay Item	Pay Unit
706-01	Concrete Walk (    inch (mm) Thick)	Square Yard (Sq m)
706-02	Concrete Drive (    inch (mm) Thick)	Square Yard (Sq m)
706-03	Incidental Concrete Paving (    inch (mm) Thick)	Square Yard (Sq m)
706-04	Handicapped Curb Ramps	Each

**SECTION 713 – TEMPORARY TRAFFIC CONTROL:**

Subsection 713.06 – Pavement Markings (08/06), Pages 400 – 403.

Delete Table 713-1, Temporary Pavement Markings and substitute the following.

Table 713-1  
Temporary Pavement Markings<sup>1,2</sup>

		Two-lane Highways	Undivided Multilane Highways	Divided Multilane Highways
SHORT TERM	ADT<1500; or ADT>1500 and time<3 days	Lane lines 4-foot (1.2 m) tape on 40-foot (12 m) centers; with "Do Not Pass" and "Pass With Care" signs as required		
	ADT>1500; Time>3 days and<2 weeks	Lane lines 4-foot (1.2-m) tape on 40-foot (12-m) centers with no passing zone markings		
	All ADT's with time <2 weeks		Lane lines 4-foot (1.2m) tape on 40-foot (12 m) centers; double yellow centerline	Lane lines 4-foot (1.2 m) tape on 40-foot (12 m) centers
LONG TERM	All ADT's with time >2 weeks	Standard lane lines, no-passing zone markings, legends and symbols and when pavement width is 22 feet (6.7 m) or greater, edge lines	Standard lane lines, centerlines, edge lines, and legends and symbols	Standard lane lines, centerlines, edge lines, and legends and symbols.

<sup>1</sup>No-passing zones shall be delineated as indicated whenever a project is open to traffic.

<sup>2</sup>On all Asphaltic Surface Treatments that are open to traffic and used as a final wearing course or as an interlayer, temporary pavement markings (tabs) on 20-foot (6 m) centers shall be used, in lieu of the 4-foot (1.2 m) tape, on 40-foot (12 m) centers.

## SECTION 719 – LANDSCAPING:

### Subsection 719.06 – Construction Methods (03/09), Pages 429 – 432.

Delete the first paragraph of Heading (a), Seasonal Operations and substitute the following.

Unless otherwise directed by the engineer in writing, the planting season is between November 1 and April 15.

**SECTION 729 – TRAFFIC SIGNS AND DEVICES:**

Subsection 729.02 – Materials (04/08), Pages 456 and 457.

Delete the contents of Heading (a), Sign and Marker Sheeting, and substitute the following.

(a) Sign and Marker Sheeting: Sheeting material for sign panels, delineators, barricades and other markers shall comply with Section 1015. All permanent signs shall meet the requirements of ASTM D 4956, Type X.

Subsection 729.04, Fabrication of Sign Panels and Markers (04/08), Pages 458 – 460.

Delete the third paragraph of Heading (c), Sheeting Application and substitute the following.

ASTM D 4956 Type X reflective sheeting shall be applied with an orientation determined by the engineer to obtain the optimum entrance angle performance. Fabricated vertical splices in ASTM D 4956 Type X reflective sheeting will be allowed only when the horizontal dimension of the sign face or attached shield is in excess of the maximum manufactured width of the sheeting. Fabricated vertical splices in ASTM D 4956 Type X reflective sheeting will also be allowed when the specified orientation will create excessive sheeting waste.

**SECTION 730 – ELECTRICAL SYSTEMS:**

Subsection 730.04 – Drawings and Equipment Submittals (03/09), Pages 468 and 469.

Delete the third sentence of Heading (b), As-Built Drawings and substitute the following:

The drawings shall show the exact location of the underground wiring, light poles, junction boxes, under roadway crossings, service poles, controllers, disconnects, and conduit or cables.

Subsection 730.08 – Measurement (03/09), Pages 470 – 472.

Delete Heading (e), Jacked or Bored Casing and substitute the following:

(e) Jacked or Bored Casing: Jacked or bored casings will be measured by the linear foot (lin m) of casing furnished and installed, which will include the casing, fittings, and required excavation and backfill.

Add the following:

(t) Modular Breakaway Cable System: Modular breakaway electrical cable systems for low mast light poles shall be measured per each and shall include all materials, labor, equipment, and tools necessary to furnish and install a complete system in accordance with the plans and specifications.

(u) Disconnect: Disconnects shall be measured per each and shall include all materials, labor, equipment, and tools necessary to furnish and install this item in accordance with the plans and specifications.

(v) Duct Markers: Duct markers shall be measured per each and shall include all materials, labor, equipment, and tools necessary to furnish and install this item in accordance with the plans and specifications.

(w) Underground Marker Tape: Marker tape shall be measured per linear foot and shall include all materials, labor, equipment, tools necessary to furnish and install this item in accordance with the plans and specifications.

Subsection 730.09, Payment (03/09), Pages 472 and 473.

Add the following pay items.

<u>Item No.</u>	<u>Pay Item</u>	<u>Pay Unit</u>
730-19	Modular Breakaway Cable System	Each
730-20	Disconnect (Type)	Each
730-21	Duct Marker (Type)	Each
730-22	Underground Marker Tape (Size and Type)	Linear Foot (Lin m)

**SECTION 732 – PLASTIC PAVEMENT MARKINGS:**

Subsection 732.03 - Construction Requirements for Plastic Pavement Marking Material (09/07), Pages 478 – 481.

Delete the first paragraph of Heading (a), Equipment for Standard (Flat) Thermoplastic Marking Material and the substitute the following:

(a) Equipment for Standard (Flat) Thermoplastic Marking Material: The application equipment shall consist of an extrusion die or a ribbon gun that simultaneously deposits and shapes lines at a thickness of 90 mils (2.3 mm) or greater on the pavement surface. When restriping onto existing thermoplastic markings, only a ribbon gun shall be used. Finished markings shall be continuous and uniform in shape, and have clear and sharp dimensions. Applicators shall be capable of producing various widths of traffic markings. Applicators shall produce sharply defined lines and provide means for cleanly cutting off stripe ends and applying broken lines. The ribbon extrusion die or shaping die shall not be more than 2 inches (50 mm) above the roadway surface during application. A spray application will only be allowed when applying 40 mil (1.0 mm) thermoplastic.

Delete Heading (e), Application of Surface Primer and substitute the following:

(e) Application of Surface Primer: A single component surface primer will be required prior to placement of preformed plastic markings over an existing painted stripe, over oxidized asphalt, or when striping over existing thermoplastic on portland cement concrete surfaces unless otherwise directed by the engineer. A two component epoxy primer sealer will be required prior to placement of thermoplastic materials on portland cement concrete surfaces unless otherwise directed by the engineer.

**SECTION 804 – DRIVEN PILES:**

Subsection 804.08 – Construction Requirements (04/07), Pages 548 – 554.

Delete the first sentence of Heading (a), Preboring and substitute the following.

Preboring by augering, wet-rotary drilling, or other methods used to facilitate pile driving will not be permitted unless specified in the plans or allowed by the engineer.

**Supplemental Specifications (August 2009)**  
**Page 24 of 36**

Delete the first sentence of Heading (b), Jetting and substitute the following.  
Jetting will not be permitted unless allowed in the plans or allowed by the engineer.

**SECTION 813 – CONCRETE APPROACH SLABS:**

Subsection 813.03 – Embankment (06/08), Pages 688 – 690.

Delete the third paragraph and substitute the following:

When specified, the approach slab shall be placed on a layer of bedding material in accordance with plan details. Bedding material shall be placed and compacted as directed and covered with approved polyethylene film of at least 6-mil (150  $\mu$ m) nominal thickness.

**SECTION 901 – PORTLAND CEMENT CONCRETE:**

Subsection 901.06 – Quality Control of Concrete (08/06), Pages 726 – 731.

Add the following to the contents of Heading (b), Quality Control Tests.

The contractor shall be responsible for monitoring the components (cement, mineral and chemical admixtures, aggregates) in their mix to protect against any changes due to component variations. As component shipments arrive, the contractor shall verify slump, air content and set time by testing at ambient temperatures. The contractor shall make adjustments to the mix design to rectify any changes which would adversely affect constructability, concrete placement or the specifications. The contractor shall submit test results to the Department for review each day of paving. Testing to validate component consistency will be documented on the control logs. Conformance or variation in mix parameters (workability, set times, air content, etc.) shall be noted on the control logs. The contractor shall provide a copy of the proposed testing plan to the engineer for record. Acceptance of the plan does not relieve the contractor's responsibility for consistency.

Subsection 901.08 – Composition of Concrete (12/05), Pages 732 – 734.

Add the following to Heading (a).

The blended cement containing up to 50 percent of grade 100 or grade 120 ground granulated blast-furnace slag must be in compliance with Subsection 1001.04 for portland blast-furnace slag cement.

**SECTION 1001 – HYDRAULIC CEMENT:**

Subsection 1001.01 – Portland Cement (09/07), Page 749.

Delete the contents of this subsection and substitute the following.

1001.01 PORTLAND CEMENT. Portland cement shall be from an approved source listed in QPL 7 and shall comply with AASHTO M 85.

Alkali content calculated as sodium oxide equivalent shall not exceed 0.60 percent by weight for all types of cement.

**SECTION 1002 – ASPHALT MATERIALS AND ADDITIVES:**

Subsection 1002.02 – Asphalt Material Additives (04/08), Pages 750 – 760.

Delete Table 1002-1, Performance Graded Asphalt Cements and substitute the following.

**Table 1002-1  
Performance Graded Asphalt Cements**

Property	AASHTO Test Method	PG82-22rm <sup>6</sup>	PG76-22m	PG70-22m	PG64-22	PG58-28
		Spec.	Spec.	Spec.	Spec.	Spec.
<b>Tests on Original Binder:</b>						
Rotational Viscosity @ 135°C, Pa·s <sup>1</sup>	T 316	3.0	3.0	3.0	3.0	3.0
Dynamic Shear, 10 rad/s, G*/Sin Delta, kPa	T 315	1.00+ @ 82°C	1.00+ @ 76°C	1.00+ @ 70°C	1.30+ @ 64°C	1.00+ @ 58°C
Flash Point, °C	T 48	232+	232+	232+	232+	232+
Solubility, % <sup>2</sup>	T 44	N/A	99.0+	99.0+	99.0+	99.0+
Separation of Polymer, 163°C, 48 hours, degree C difference in R & B from top to bottom <sup>5</sup>	ASTM D 7173 AASHTO T 53	---	2-	2-	---	---
Force Ductility Ratio (f <sub>2</sub> /f <sub>1</sub> , 4°C, 5 cm/min., f <sub>2</sub> @ 30 cm elongation) <sup>3</sup>	T 300	---	0.30+	---	---	---
Force Ductility, (4°C, 5 cm/min, 30 cm elongation, kg) <sup>3</sup>	T 300	---	---	0.23+	---	---
<b>Tests on Rolling Thin Film Oven Residue:</b>						
Mass loss, %	T 240	1.00-	1.00-	1.00-	1.00-	1.00-
Dynamic Shear, 10 rad/s, G*/Sin Delta, kPa	T 315	2.20+ @ 82°C	2.20+ @ 76°C	2.20+ @ 70°C	2.20+ @ 64°C	2.20+ @ 58°C
Elastic Recovery, 25°C, 10 cm elongation, % <sup>4</sup>	T 301	60+	60+	40+	---	---
Ductility, 25°C, 5 cm/min, cm	T 51	---	---	---	90+	---
<b>Tests on Pressure Aging Vessel Residue:</b>						
Dynamic Shear, @ 25°C, 10 rad/s, G* Sin Delta, kPa	T 315	5000-	5000-	5000-	5000-	5000- @ 19°C
Bending Beam Creep Stiffness, S, MPa @ -12°C.	T 313	300-	300-	300-	300-	300- @ -18°C
Bending Beam Creep Slope, m value,@ -12°C	T 313	0.300+	0.300+	0.300+	0.300+	0.300+ @ -18°C

<sup>1</sup>The rotational viscosity will be measured to determine product uniformity. The rotational viscosity measured by the supplier shall be noted on the Certificate of Delivery. A binder having a rotational viscosity of 3.0 Pa·s or less will typically have adequate mixing and pumping capabilities. Binders with rotational viscosity values higher than 3.0 Pa·s should be used with caution and only after consulting with the supplier as to any special handling procedures and guarantees of mixing and pumping capabilities.

**Supplemental Specifications (August 2009)**  
**Page 26 of 36**

<sup>2</sup>Not all polymers are soluble in the specified solvents. If the polymer modified asphalt digested in the solvent will not pass the filter media, a sample of the base asphalt used in making the polymer modified asphalt should be tested for solubility. If the solubility of the base asphalt is at least 99.0%, the material will be considered as passing.

<sup>3</sup>AASHTO T 300 except the second peak ( $f_2$ ) is defined as the stress at 30 cm elongation.

<sup>4</sup>AASHTO T 301 except elongation shall be 10 cm.

<sup>5</sup>Prepare samples per ASTM D 7173. Determine softening point of top and bottom per AASHTO T 53.

<sup>6</sup>The quality assurance plan for this product will require the contractors who use this material to submit written documentation of tank cleaning annually. Contractors must have tank mixers. Written certificates of analysis from the asphalt binder supplier confirming rubber source and size distribution of rubber used shall be furnished to the Materials Laboratory.

Add the following Table 1002-12, Anionic Trackless Tack Coat Grade NTSS-1HM.

Table 1002-12  
Anionic Trackless Tack Coat Grade NTSS-1HM

Property	AASHTO Test Method	Specification Deviation	
		100% Pay	50% Pay or Remove <sup>1</sup>
Viscosity, Saybolt Furol @ 25°C, s	T 59	15 - 100	---
Storage Stability, 24 Hour, %	T 59	1.0-	---
Settlement, 5 Days, %	T 59	5.0-	---
Residue by Distillation, %	T 59	50+	49-
Oil Distillate, %	T 59	1.0-	---
Sieve Test <sup>2</sup> , (Retained on the 850 $\mu$ m), %	T 59	0.3-	---
Tests on Residue			
Penetration @ 25°C, 100g, 5s, dmm	T 49	20-	---
Softening Point, Ring and Ball, °C	T 53	65+	64-
Solubility, %	T 44	97.5+	---
DSR @ 82°C; $G^*/\sin \delta$ , 10 rad / s, kPa	T 315	1.0+	---

<sup>1</sup>At the option of Engineer.

<sup>2</sup>Sieve tests may be waived if no application problems are present in the field.

**SECTION 1003 – AGGREGATES:**

**Subsection 1003.02 – Aggregates for Portland Cement Concrete and Mortar (07/07).**

Pages 763 – 766.

Delete the contents of Heading (c), Aggregates for Types B and D Pavements, and substitute the following.

(c) Aggregates for Types B and D Pavements: For the combined aggregates for the proposed portland cement concrete pavement mix, the percent retained based on the dry weight (mass) of the total aggregates shall meet the requirements of Table 1003-1A for the type of



pavement specified in the plans. Additionally, the sum of the percents retained on any two adjacent sieves so designated in the table shall be at least 12 percent of the total combined aggregates. The maximum amounts by weight (mass) of deleterious materials for the total aggregate shall be the same as shown in Subsection 1003.02(b).

Table 1003-1A  
Aggregates for Types B and D Pavements

U.S. Sieve	Metric Sieve	Percent Retained of Total Combined Aggregates	
		Pavement Type	
		Type B	Type D
2 1/2 inch	63 mm	0	0
2 inch	50 mm	0	0-20
1 1/2 inch	37.5 mm	0-20	0-20
1 inch	25.0 mm	0-20	5-20
3/4 inch	19.0 mm	5-20	5-20
1/2 inch	12.5 mm	5-20	5-20
3/8 inch	9.5 mm	5-20	5-20
No. 4	4.75 mm	5-20	5-20
No. 8	2.36 mm	5-20	5-20
No. 16	1.18 mm	5-20	5-20
No. 30	600 µm	5-20	5-20
No. 50	300 µm	0-20	0-20
No. 100	150 µm	0-20	0-20
No. 200	75 µm	0-5	0-5
Note: For the sieves in the shaded areas, the sum of any two adjacent sieves shall be a minimum of 12 percent of the total combined aggregates.			

Each type of aggregate to be used in the proposed mixture shall be sampled and tested individually. The percent of total combined aggregates retained shall be determined mathematically based on the proportions of the combined aggregate blend. All gradation calculations shall be based on percent of dry weight (mass).

Subsection 1003.03 – Base Course Aggregates (07/08), Page 767 – 768.

Add the following:

(e) Blended Calcium Sulfate: When blended calcium sulfate base course material is allowed on the plans, it shall consist of calcium sulfate from a source approved by the Materials and Testing Section and be blended with an approved aggregate or lime. The source shall have a quality control program approved by the Materials and Testing Section. The source shall have been given environmental clearance by the Department of Environmental Quality for the intended use, and written evidence of such environmental clearance shall be on file at the Materials and Testing Section. DOTD monitoring for compliance with environmental regulations will be limited to the pH testing stated herein below. The blended material shall be

**Supplemental Specifications (August 2009)**  
**Page 28 of 36**

non-plastic and reasonably free from organic and foreign matter. The pH shall be a minimum of 5.0 when tested in accordance with DOTD TR 430. Re-evaluation will be required if the source of the aggregate or lime that is blended with the calcium sulfate changes.

Blended calcium sulfate material used as base course shall comply with the following gradation requirements when tested in accordance with DOTD TR 113, modified to include a maximum drying temperature of 140°F (60°C). Sampling shall be taken from an approved stockpile at the point of origin.

<u>U.S. Sieve</u>	<u>Metric Sieve</u>	<u>Percent Passing</u>
1-1/2 inch	37.5 mm	60 - 100
1 inch	25.0 mm	40 - 80
3/4 inch	19.0 mm	30 - 70
No. 4	4.75 mm	20 - 65
No. 200	75 µm	0 - 25

Blended calcium sulfate shall be sampled in accordance with the requirements for stone in Section 302 of the Materials Sampling Manual.

Subsection 1003.09 – Nonplastic Embankment (03/09), Pages 775 and 776.

Delete Heading (b) and substitute the following.

(b) Stone: Stone shall be coarse stone from a source listed on QPL 2. For applications requiring lightweight embankment, the stone shall have a dry rodded unit weight (mass) of no greater than 95 pounds per cubic foot (1520 kg/cu m) when tested in accordance with AASHTO T19. Stone shall comply with the following gradation:

<u>U.S. Sieve</u>	<u>Metric Sieve</u>	<u>Percent Passing</u>
2 inch	50 mm	100
1 1/2 inch	37.5 mm	85 - 100
3/4 inch	19.0 mm	35 - 88
No. 4	4.75 mm	0 - 10

**SECTION 1005 – JOINT MATERIALS FOR PAVEMENTS AND STRUCTURES:**

Subsection 1005.04 – Combination Joint Former/Sealer (11/05), Pages 782 and 783.

Delete Heading (a) and substitute the following.

(a) Description: This joint former/sealer is intended for use in simultaneously forming and sealing a weakened plane in portland cement concrete pavements.

The material shall consist of an elastomeric strip permanently bonded either mechanically or chemically at the top of each of two rigid plastic side frames and covered with a removable

plastic top cap. Side frames shall be of such configuration that when the sealer is inserted into plastic concrete and vibrated, a permanent bond forms between side frames and concrete.

Delete Heading (b)(1) and substitute the following.

(1) Elastomer: The elastomer strip portion of the material shall be manufactured from vulcanized elastomeric compound using polymerized chloroprene or thermoplastic vulcanizate as the base polymer, and shall comply with the following requirements:

<u>Property</u>	<u>ASTM Test Method</u>	<u>Requirements</u>	
		<u>Polymerized Chloroprene</u>	<u>Thermoplastic Vulcanizate</u>
Tensile Strength, kPa, Min.	D 412	12,400	7,400
Elongation at Break, % Min.	D 412	200	400
Hardness, Shore A	D 2240	65 ± 10	65 ± 10
Properties after Aging, 70 h @ 100°C	D 573		
Tensile Strength, % Loss, Max.		20	20
Elongation, % loss, Max.		25	25
Hardness, pts. increase, Max.		10	10
Ozone Resistance, 20% strain or bentloop, 300 pphm in air, 70 h @ 40°C	D 1149	no cracks	no cracks
Oil Swell, IRM 903, 70 h @ 100°C, wt change, % Max.	D 471	45	75

Delete Headings (b)(2) and (b)(3) and substitute the following:

(2) Bond of Elastomer to Plastic: The force required to shear the elastomer from the plastic shall be a minimum of 5.0 pounds per linear inch (90 g/mm) of sealer when tested in accordance with DOTD TR 636.

(3) Bond of Plastic to Cement Mortar: This bond will be evaluated and shall meet the following requirements:

The force required to separate the cement mortar from the plastic shall be a minimum of 5.0 pounds per linear inch (90 g/mm) of sealer when tested in accordance with DOTD TR 636.

## **SECTION 1006 – CONCRETE AND PLASTIC PIPE:**

### **Subsection 1006.09 – Plastic Yard Drain Pipe (06/07), Page 789.**

Delete the contents of Subheading (a)(3), Ribbed Polyvinyl Chloride Pipe (RPVCP) and substitute the following.

Ribbed Polyvinyl Chloride Pipe (RPVCP): Ribbed Polyvinyl Chloride Pipe shall comply with ASTM F 794, Series 46 or ASTM F 949 (46 psi).

## **SECTION 1013 – METALS:**

### **Subsection 1013.09 – Steel Piles (08/06) Page 822.**

Delete the title and references to “Steel Piles” in this subsection and substitute “Steel H Piles”.

**SECTION 1015 – SIGNS AND PAVEMENT MARKINGS:**

Subsection 1015.04 – Sign Panels (05/07), Pages 832 and 833.

Delete the contents of Heading (a), Permanent Sign Panels and substitute the following.

(a) Permanent Sign Panels: Flat panels shall be aluminum sheets or plates complying with ASTM B 209, Alloy 6061-T6 or Alloy 5052-H38. Extruded aluminum panels shall comply with ASTM B 221 (ASTM B 221M), Alloy 6063-T6 and after fabrication, have a flatness equal to or less than 0.031 inch per foot of length and 0.004 inch per inch of width.

Subsection 1015.05 - Reflective Sheeting (04/08), Pages 833 – 838.

Delete the contents of this subsection and substitute the following:

**1015.05 REFLECTIVE SHEETING.**

(a) Permanent and Temporary Standard Sheeting: Reflective sheeting shall be one of the following standard types as specified on the plans and complying with ASTM D 4956 except as modified herein. Permanent warning, regulatory, guide and supplemental guide sign sheeting shall meet the requirements of ASTM D 4956 Type X. Reflective sheeting for temporary signs and devices shall meet the requirements of ASTM D 4956 Type III except as noted in Subsection 1015.05(f). Reflective sheeting shall be an approved product listed in QPL 13.

Type III - A high-intensity retroreflective sheeting that is typically encapsulated glass-bead retroreflective material.

Type VI - An elastomeric high-intensity retroreflective sheeting without adhesive. This sheeting is typically a vinyl microprismatic retroreflective material.

Type X - A super high-intensity retroreflective sheeting having highest retroreflectivity characteristics at medium distances. This sheeting is typically an unmetalized microprismatic retroreflective element material.

(b) Fluorescent Pink Retroreflective Sheeting: Signs for temporary control of traffic through incident management areas shall be Type VI fluorescent pink retroreflective sheeting and shall comply with the MUTCD. Temporary traffic control signs for incident management shall be placed to notify motorists of upcoming incidents on the roadway, and shall be removed from public view once the incident has been managed. Physical properties shall comply with ASTM D 4956. Photometric properties shall be as follows.

(1) Retroreflectivity: Minimum Coefficients of Retroreflection shall be as specified in Table 1015-1.

Table 1015-1

Coefficients of Retroreflection for Fluorescent Pink Sheeting<sup>1</sup>

Observation Angle, degrees	Entrance Angle, degrees	Fluorescent Pink
0.2	-4	100
0.2	+30	40
0.5	-4	40
0.5	+30	15

<sup>1</sup> Minimum Coefficient of Retroreflection ( $R_A$ ) ( $\text{cd lx}^{-1} \text{m}^{-2}$ )

(2) Color and Daytime Luminance: Color Chromaticity Coordinates and Daytime Luminance Factors shall be as specified in Table 1015-2.

Table 1015-2

Fluorescent Pink Color Specifications Limits (Daytime)

Chromaticity Coordinates (corner points) <sup>1</sup>								Luminance Factor, min.
1		2		3		4		Y%
x	y	x	y	x	y	x	y	
0.450	0.270	0.590	0.350	0.644	0.290	0.536	0.230	25

<sup>1</sup> The four pairs of chromaticity coordinates measured with CIE 2° Standard Observer and 45/0 (0/45) geometry and CIE D65 Standard Illuminant.

(c) Adhesive Classes: The adhesive required for retroreflective sheeting shall be Class 1 (pressure sensitive) as specified in ASTM D 4956.

(d) Accelerated Weathering: Reflective sheeting, when processed, applied and cleaned in accordance with the manufacturer's recommendations shall perform in accordance with the accelerated weathering standards in Table 1015-3.

Table 1015-3  
Accelerated Weathering Standards<sup>1</sup>

Type	Retroreflectivity <sup>2</sup>				Colorfastness <sup>3</sup>	
	Orange/ Fluorescent Orange		All colors, except orange/Fluorescent Orange		Orange/ Fluorescent Orange	All colors, except orange/Fluorescent Orange
III	1 year	80 <sup>4</sup>	3 years	80 <sup>4</sup>	1 year	3 years
III (for drums)	1 year	80 <sup>4</sup>	1 year	80 <sup>4</sup>	1 year	1 year
VI	1/2 year	50 <sup>5</sup>	1/2 year	50 <sup>5</sup>	1/2 year	1/2 year
X	1 year	80 <sup>6</sup>	3 years	80 <sup>6</sup>	1 year	3 years

<sup>1</sup> At an angle of 45° from the horizontal and facing south in accordance with ASTM G 7 at an approved test facility in Louisiana or South Florida.

<sup>2</sup> Percent retained retroreflectivity of referenced table after the outdoor test exposure time specified.

<sup>3</sup> Colors shall conform to the color specification limits of ASTM D 4956 after the outdoor test exposure time specified.

<sup>4</sup> ASTM D 4956, Table 8.

<sup>5</sup> ASTM D 4956, Table 13.

<sup>6</sup> ASTM D 4956, Table 4.

(e) Expected Sign Life Data and Performance: The sheeting manufacturer shall supply expected retroreflectivity service life curves for each of the following sign sheeting colors: white, green, blue, brown, red, and yellow. The service life curves shall be plots of the 95 percent expected life plotted on an x-y graph with life years on the x-axis and retroreflectivity on the y-axis. The expected life shall account for worst case installations, equivalent to an installation in South Louisiana with the sign facing to the South. The sheeting manufacturer shall also supply a table of expected life values taken from the service life curves for Revision Number 2 to the 2003 Edition of the MUTCD minimum reflectivity requirements published in the Federal Register on December 21, 2007. Reflective sheeting for signs, when processed, applied and cleaned in accordance with the manufacturer's recommendations shall perform outdoors in accordance with the performance standards in Table 1015-4.

Table 1015-4  
 Reflective Sheeting Performance Standards

Type	Retroreflectivity <sup>1</sup> -- Durability <sup>2</sup>				Colorfastness <sup>3</sup>
	Orange/ Fluorescent Orange		All colors, except orange/Fluorescent Orange		
III	3 years	80 <sup>4</sup>	10 years	80 <sup>4</sup>	3 years
X	3 years	80 <sup>5</sup>	7years	80 <sup>5</sup>	3 years

<sup>1</sup>Percent retained retroreflectivity of referenced table after installation and the field exposure time specified.

<sup>2</sup>All sheeting shall maintain its structural integrity, adhesion and functionality after installation and the field exposure time specified.

<sup>3</sup>All colors shall conform to the color specification limits of ASTM D 4956 after installation and the field exposure time specified.

<sup>4</sup>ASTM D4956, Table 8.

<sup>5</sup>ASTM D 4956, Table 4.

(f) Temporary Signs, Barricades, Channelizing Devices, Drums and Cones: Reflective sheeting for temporary signs, barricades and channelizing devices, shall meet the requirements of ASTM D 4956, Type III except that temporary warning construction signs used on the mainline of freeways and expressways shall be fluorescent orange and meet the requirements of ASTM D 4956, Type X.

Reflective sheeting for vertical panels shall meet the requirements of ASTM D 4956, Type III.

Reflective sheeting for drums shall be a minimum of 6 inches (150 mm) wide and shall meet the requirements of ASTM D 4956, Type III, and the Supplementary Requirement S2 for Reboundable Sheeting as specified in ASTM D 4956. Reflective sheeting for traffic cone collars shall meet the requirements of ASTM D 4956, Type III or Type VI.

(g) Sheeting Guaranty. The contractor shall provide the Department with a guaranty from the sheeting manufacturer stating that if the retroreflective sheeting fails to comply with the performance requirements of this subsection, the sheeting manufacturer shall do the following:

Table 1015-5  
Manufacturer's Guaranty-Reflective Sheeting

Type	Manufacturer shall restore the sign face in its field location to its original effectiveness at no cost to the Department if failure occurs during the time period <sup>1</sup> as specified below		Manufacturer shall replace the sheeting required to restore the sign face to its original effectiveness at no cost to the Department if failure occurs during the time period <sup>1</sup> as specified below
	Orange/Fluorescent Orange	All colors, except orange/Fluorescent Orange	All colors, except orange/Fluorescent Orange
III	<3 years	<7 years	7-10 years
X	<3 years	<5 years	5-7 years

<sup>1</sup> From the date of sign installation.

Replacement sheeting for sign faces, material, and labor shall carry the unexpired guaranty of the sheeting for which it replaces.

The sign fabricator shall be responsible for dating all signs with the month and year of fabrication at the time of sign fabrication. This date shall constitute the start of the guaranty obligation period.

Subsection 1015.11 - Preformed Plastic Pavement Marking Tape (06/07). Pages 842 – 844.

Delete the contents of this subsection and substitute the following.

**1015.11 PREFORMED PLASTIC PAVEMENT MARKING TAPE.**

(a) General: Preformed plastic pavement marking tape shall be approved products listed on QPL 64 and shall comply with ASTM D4505 Retroreflectivity Level I or Level II, or DOTD Intersection Grade (as specified below), except as modified herein. The marking tape shall be Class 2 or 3. The type and color shall be in accordance with the plans and the MUTCD.

(b) Thickness: All preformed plastic pavement marking tape shall have a minimum overall thickness of 0.060 inches (1.5 mm) when tested without the adhesive.

(c) Friction Resistance: The surface of the Retroreflectivity Level II preformed plastic pavement marking tape shall provide a minimum frictional resistance value of 35 British Polish Number (BPN) when tested according to ASTM E303. The surface of the Retroreflectivity Level I and DOTD Intersection Grade preformed plastic pavement marking tape shall provide a minimum frictional resistance value of 45 BPN when tested according to ASTM E303. Values for the Retroreflectivity Level I material with a raised surface pattern as defined in ASTM D4505 are calculated by averaging values taken at downweb and at a 45 degrees angle from downweb.



(d) Retroreflective Requirements: The preformed plastic pavement marking tape shall have the minimum initial specific luminance values shown in Table 1015-7 when measured in accordance with ASTM D 4061.

Table 1015-7  
Specific Luminance of Preformed Plastic Tape

Type	Observation Angle, degrees	Entrance Angle, degrees	Specific Luminance (mcd/sq m/lx)	
			White	Yellow
Retroreflectivity Level I	1.05	88.76	500	300
DOTD Intersection Grade	1.05	88.76	375	250
Retroreflectivity Level II	1.05	88.76	250	175

(e) Durability Requirements: The DOTD Intersection Grade preformed plastic pavement marking tape shall show no appreciable fading, lifting or shrinkage for a least 12 months after placement when placed in accordance with the manufacturer's recommended procedures on pavement surfaces having a daily traffic count not to exceed 15,000 ADT per lane.

The Retroreflectivity Level I preformed plastic pavement marking tape shall show no appreciable fading, lifting or shrinkage for a least 4 years after placement for longitudinal lines and at least 2 years after placement for symbols and legends.

The Retroreflectivity Level I preformed plastic pavement marking tape shall also retain the following reflectance values for the time period detailed in Table 1015-8.

Table 1015-8  
Retained Specific Luminance for Retroreflectivity Level I  
Preformed Plastic Pavement Marking Tape

<u>Time</u>	<u>Observation Angle, degrees</u>	<u>Entrance Angle, degrees</u>	Specific Luminance (mcd/sq m/lx)	
			<u>White</u>	<u>Yellow</u>
1 year	1.05	88.76	400	240
4 years (2 years for symbols and legend)	1.05	88.76	100	100

(f) Plastic Pavement Marking Tape Guaranty (DOTD Intersection Grade and Retroreflectivity Level I): If the plastic pavement marking tape fails to comply with the performance and durability requirements of this subsection within 12 months for DOTD Intersection Grade and 4 years for Retroreflectivity Level I, the manufacturer shall replace the plastic pavement marking material at no cost to the Department.

## **SECTION 1020 – TRAFFIC SIGNALS:**

Subsection 1020.01 – Traffic Signal Heads (06/07), Pages 873 – 884.

Delete the contents of Heading (a), General Requirements and substitute the following.

**Supplemental Specifications (August 2009)**  
**Page 36 of 36**

(a) General Requirements: Traffic signal sections, beacon sections and pedestrian signal sections shall be of the adjustable type. Materials and construction of each section shall be the same.

Signals shall be constructed for either 8 or 12-inch (200 mm or 300 mm) lens in accordance with the plans. Signal sections shall have three to five sections per face and beacon sections have only one section per face. Signal sections and associated brackets shall be finished inside and out with two coats of high grade dark olive green enamel, color number 14056 according to Federal Standard No. 595b with each coat independently baked. Visors shall be coated green on the outside and black on the inside. Edges shall be deburred and smooth with no sharp edges.

Subsection 1020.04 – Poles for Traffic Signal Systems (06/07), Pages 890 – 894.

Delete the sixth paragraph of Heading (a), Pedestal Support Signal Poles, and substitute the following.

Pedestals shall be finished with at least one coat of rustproofing primer, applied to a clean surface and one coat of dark olive green enamel, color number 14056 according to Federal Standard No. 595.

**LOUISIANA  
DEPARTMENT OF TRANSPORTATION AND DEVELOPMENT  
SUPPLEMENTAL SPECIFICATIONS**

**FEMALE AND MINORITY PARTICIPATION IN CONSTRUCTION**

The following notice shall be included in, and shall be a part of, all solicitations for offers and bids on all federal and federally assisted construction contracts or subcontracts in excess of \$10,000 to be performed in geographical areas designated by the director of OFCCP. Execution of the contract by the successful bidder and any subsequent subcontracts will be considered the contractor's and subcontractor's commitment to the EEO provisions contained in this notice.

**NOTICE OF REQUIREMENT FOR AFFIRMATIVE ACTION  
TO ENSURE EQUAL EMPLOYMENT OPPORTUNITY  
(EXECUTIVE ORDER 11246)**

1. The Offeror's or Bidder's attention is called to the "Equal Opportunity Clause" and the "Standard Federal Equal Employment Opportunity Construction Contract Specifications" set forth herein.
2. The goals for minority and female participation, expressed in percentage terms for the contractor's aggregate workforce in each trade on all construction work in the covered area, are as follows:

AREA	PARISH OR COUNTY	GOAL (%)
<b>FEMALE PARTICIPATION</b>		
-	All Covered Areas	6.9
<b>MINORITY PARTICIPATION (UNDER NEW ORLEANS PLAN)</b>		
-	* See Note Below	20 to 23
<b>MINORITY PARTICIPATION (NOT UNDER NEW ORLEANS PLAN)</b>		
1	Jefferson LA, Orleans LA, St. Bernard LA, St. Tammany LA	31.0
2	Assumption LA, Lafourche LA, Plaquemines LA, St. Charles LA, St. James LA, St. John the Baptist LA, Tangipahoa LA, Terrebonne LA, Washington LA, Forrest MS, Lamar MS, Marion MS, Pearl River MS, Perry MS, Pike MS, Walthall MS	27.7
3	Ascension LA, East Baton Rouge LA, Livingston LA, West Baton Rouge, LA	26.1
4	Concordia LA, East Feliciana LA, Iberville, LA, Pointe Coupee LA, St. Helena LA, West Feliciana LA, Adams MS, Amite MS, Wilkinson, MS	30.4
5	Lafayette LA	20.6
6	Acadia LA, Evangeline LA, Iberia LA, St. Landry LA, St. Martin LA, St. Mary LA, Vermillion LA	24.1
7	Calcasieu LA	19.3
8	Allen LA, Beauregard LA, Cameron LA, Jefferson Davis LA, Vernon LA	17.8
9	Grant LA, Rapides LA	25.7
10	Avoyelles LA, Bienville LA, Bossier LA, Caddo LA, Claiborne LA, DeSoto LA, Natchitoches LA, Red River LA, Sabine LA, Webster LA, Winn LA	29.3
11	Ouachita LA	22.8
12	Caldwell LA, Catahoula LA, East Carroll LA, Franklin LA, Jackson LA, LaSalle LA, Lincoln LA, Madison LA, Morehouse LA, Richland LA, Tensas LA, Union LA, West Carroll LA,	27.9

\*These goals apply only to those contractors signatory to the New Orleans Plan and only with respect to those trades which have unions participating in said Plan. The New Orleans Plan Covered Area is as follows: The parishes of Orleans, Jefferson, St. Bernard, St. Tammany, St. Charles, St. John the Baptist, Plaquemines, Washington, Terrebonne, Tangipahoa (that area east of the Illinois Central Railroad), Livingston (that area southeast of the line from a point off the Livingston and Tangipahoa Parish line adjacent from New Orleans and Baton Rouge), St. James (that area southeast of a line drawn from the Town of Gramercy to the point of intersection of St. James, Lafourche and Assumption Parishes), and Lafourche.

---

These goals are applicable to all the contractor's construction work (whether or not it is federal or federally assisted) performed in the covered area. If the contractor performs construction work in a geographical area located outside of the covered area, it shall apply the goals established for such geographical area where the work is actually performed. With regard to this second area, the contractor is also subject to the goals for both its federally involved and non-federally involved construction.

The contractor's compliance with the Executive Order and the regulations in 41 CFR 60-4 shall be based on its implementation of the Equal Opportunity Clause, specific affirmative action obligations required by the specifications set forth in 41 CFR 60-4.3(a), and its efforts to meet the goals established for the geographical area where the contract resulting from this solicitation is to be performed. The hours of minority and female employment and training must be substantially uniform throughout the length of the contract, and in each trade, and the contractor shall make good faith effort to employ minorities and women evenly on each of its projects. The transfer of minority or female employees or trainees from contractor to contractor, or from project to project, for the purpose of meeting the contractor's goals shall be a violation of the contract, the Executive Order and the regulations in 41 CFR 60-4. Compliance with the goals will be measured against the total work hours performed.

3. The contractor shall provide written notification to the Regional Administrator of the Office of Federal Contract Compliance Programs (555 Griffin Square Building, Dallas, TX 75202) within 10 working days of award of any construction subcontract in excess of \$10,000 at any tier for construction work under the contract. The notification shall list the name, address and telephone number of the subcontractor; employer identification number; estimated dollar amount of the subcontract; estimated starting and completion dates of the subcontract; and geographical area in which the contract is to be performed.

4. As used in this Notice and in the contract, the "covered area" is that area shown in the foregoing table in which the project is located.

---

The following Standard Federal Equal Employment Opportunity Construction Contract Specifications (Executive Order 11246) shall be included in, and shall be a part of, all solicitations for offers and bids on all federal and federally assisted construction contracts or subcontracts in excess of \$10,000. Execution of the contract by the successful bidder and any

subsequent subcontracts will be considered the contractor's and subcontractor's commitment to the EEO provisions contained in these Standard Federal Equal Employment Opportunity Construction Contract Specifications (Executive Order 11246).

**STANDARD FEDERAL EQUAL EMPLOYMENT OPPORTUNITY  
CONSTRUCTION CONTRACT SPECIFICATIONS  
(EXECUTIVE ORDER 11246)**

1. As used in these specifications:
  - a. "Covered area" means the geographical area described in the solicitation from which this contract resulted;
  - b. "Director" means Director, Office of Federal Contract Compliance Programs, United States Department of Labor, or any person to whom the Director delegates authority;
  - c. "Employer identification number" means the Federal Social Security number used on the Employer's Quarterly Federal Tax Return, U. S. Treasury Department Form 941.
  - d. "Minority" includes:
    - (i) Black (all persons having origins in any of the Black African racial groups not of Hispanic origin);
    - (ii) Hispanic (all persons of Mexican, Puerto Rican, Cuban, Central or South American or other Spanish Culture or origin, regardless of race);
    - (iii) Asian and Pacific Islander (all persons having origins in any of the original peoples of the Far East, Southeast Asia, the Indian Subcontinent, or the Pacific Islands); and
    - (iv) American Indian or Alaskan Native (all persons having origins in any of the original peoples of North America and maintaining identifiable tribal affiliations through membership and participation or community identification).
2. If the contractor, or any subcontractor at any tier, subcontracts a portion of the work involving any construction trade, he shall include in each subcontract in excess of \$10,000 the provisions of these specifications and the Notice which contains the applicable goals for minority and female participation.
3. If the contractor is participating (pursuant to 41 CFR 60-4.5) in a Hometown Plan approved by the U.S. Department of Labor in the covered area either individually or through an association, its affirmative action obligations on all work in the Plan area (including goals and timetables) shall be in accordance with that Plan for those trades which have unions participating in the Plan. Contractors must be able to demonstrate their participation in and compliance with the provisions of any such Hometown Plan. Each contractor or subcontractor participating in an approved Plan is required to comply with his obligations under the EEO clause, and to make good faith effort to achieve each goal under the Plan in each trade in which it has employees. The overall good faith performance by other contractor or subcontractors toward a goal in an

approved Plan does not excuse any covered contractor's or subcontractor's failure to take good faith efforts to achieve the Plan goals.

4. The contractor shall implement the specific affirmative action standards provided in paragraphs 7a through 7p of these specifications. The goals set forth in the solicitation from which this contract resulted are expressed as percentages of the total hours of employment and training of minority and female utilization the contractor should reasonably be able to achieve in each construction trade in which it has employees in the covered area. Covered construction contractors performing construction work in geographical areas where they do not have a federal or federally assisted construction contract shall apply the minority and female goals established for the geographical area where the work is being performed. Goals are published periodically in the Federal Register in notice form, and such notices may be obtained from any OFCCP office or from federal procurement contracting officers. The contractor is expected to make substantially uniform progress in meeting its goals in each craft during the period specified.
5. Neither the provisions of any collective bargaining agreement, nor the failure by a union with whom the contractor has a collective bargaining agreement, to refer either minorities or women, shall excuse the contractor's obligations under these specifications, Executive Order 11246, or the regulations promulgated pursuant thereto.
6. In order for the nonworking training hours of apprentices and trainees to be counted in meeting the goals, such apprentices and trainees must be employed by the contractor during the training period, and the contractor must have made a commitment to employ the apprentices and trainees at the completion of their training, subject to the availability of employment opportunities. Trainees must be trained pursuant to training programs approved by the U. S. Department of Labor.
7. The contractor shall take specific affirmative actions to ensure equal employment opportunity. The evaluation of the contractor's compliance with these specifications will be based on his effort to achieve maximum results from its actions. The contractor shall document these efforts fully, and shall implement affirmative action steps at least as extensive as the following:
  - a. Ensure and maintain a working environment free of harassment, intimidation and coercion at all sites, and in all facilities at which the contractor's employees are assigned to work. The contractor, where possible, will assign 2 or more women to each construction project. The contractor shall ensure that all foremen, superintendents and other on-site supervisory personnel are aware of and carry out the contractor's obligation to maintain such a working environment with specific attention to minority or female individuals working at such sites or in such facilities.
  - b. Establish and maintain a current list of minority and female recruitment sources, provide written notification to minority and female recruitment sources and to

- community organizations when the contractor or its unions have employment opportunities available, and maintain a record of the organizations' responses.
- c. Maintain a current file of the names, addresses and telephone numbers of each minority and female off-the-street applicant and minority or female referral from a union, a recruitment source or community organization and of what action was taken with respect to each such individual. If such individual was sent to the union hiring hall for referral and was not referred back to the contractor by the union or, if referred, not employed by the contractor, this shall be documented in the file with the reason therefor, along with whatever additional actions the contractor has taken.
  - d. Provide immediate written notification to the Director when the union or unions with which the contractor has a collective bargaining agreement has not referred to the contractor a minority person or woman set by the contractor, or when the contractor has other information that the union referral process has impeded the contractor's efforts to meet its obligations.
  - e. Develop on-the-job training opportunities and/or participate in training programs for the area which include minorities and women, including upgrading programs and apprenticeship and trainee programs relevant to the contractor's employment needs, especially those programs funded or approved by the Department of Labor. The contractor shall provide notice of these programs to the sources compiled under 7b above.
  - f. Disseminate the contractor's EEO policy by providing notice of the policy to unions and training programs and requesting their cooperation in assisting the contractor in meeting his EEO obligations; by including it in any policy manual and collective bargaining agreement; by publicizing it in the company newspaper, annual report, etc.; by specific review of the policy with all management personnel and with all minority and female employees at least once a year; and by posting the company EEO policy on bulletin boards accessible to all employees at each location where construction work is performed.
  - g. Review, at least annually, the company's EEO policy and affirmative action obligations under these specifications with all employees having any responsibility for hiring, assignment, layoff, termination or other employment decisions including specific review of these items with on-site supervisory personnel such as superintendent, general foremen, etc., prior to the initiation of construction work at any job site. A written record shall be made and maintained identifying the time and place of these meetings, persons attending, subject matter discussed, and disposition of the subject matter.
  - h. Disseminate the contractor's EEO policy externally by including it in ny advertising in the news media, including minority and female news media, and providing written notification to and discussing the contractor's EEO policy with other contractors and subcontractors with whom the contractor does or anticipates doing business.
  - i. Direct its recruitment efforts, both oral and written, to minority, female and community organizations, to schools with minority and female students and to minority and female recruitment and training organizations serving the contractor's recruitment area and employment needs. Not later than 1 month prior to the date for the acceptance of

applications for apprenticeship or other training by any recruitment source, the contractor shall send written notification to organizations such as the above describing the openings, screening procedures and tests to be used in the selection process.

- j. Encourage present minority and female employees to recruit other minority persons and women, and where reasonable, provide after school, summer and vacation employment to minority and female youth both on the site and in other areas of a contractor's workforce.
- k. Validate all tests and other selection requirements where there is an obligation to do so under 41 CFR 60-3.
- l. Conduct, at least annually, an inventory and evaluation of all minority and female personnel for promotional opportunities and encourage these employees to seek or to prepare for, through appropriate training, etc., such opportunities.
- m. Ensure that seniority practices, job classifications, work assignments and other personnel practices, do not have a discriminatory effect by continually monitoring all personnel and employment related activities to ensure that the EEO policy and the contractor's obligations under these specifications are being carried out.
- n. Ensure that all facilities and company activities are non-segregated except that separate or single-user toilet and necessary changing facilities shall be provided to assure privacy between the sexes.
- o. Document and maintain a record of all solicitations of offers for subcontracts from minority and female construction contractors and suppliers, including circulation of solicitations to minority and female contractor associations and other business associations.
- p. Conduct a review, at least annually, of all supervisors' adherence to and performance under the contractor's EEO policies and affirmative action obligations.

8. Contractors are encouraged to participate in voluntary associations which assist in fulfilling their affirmative action obligations (7a through p). The efforts of a contractor association, joint contractor-union, contractor-community, or other similar group of which the contractor is a member and participant, may be asserted as fulfilling its obligations under 7a through 7p of these specifications provided that the contractor actively participates in the group, makes every effort to assure that the group has a positive impact on the employment of minorities and women in the industry, ensures that the concrete benefits of the program are reflected in the contractor's minority and female workforce participation, makes a good faith effort to meet his goals and timetables and can provide access to documentation which demonstrates the effectiveness of actions taken on behalf of the contractor. The obligation to comply, however, is the contractor's and failure of such a group to fulfill an obligation shall not be a defense for the contractor's noncompliance.

9. A goal for minorities and a separate goal for women have been established. The contractor, however, is required to provide equal employment opportunity and to take affirmative action for all minority groups, both male and female, and all women, both minority and non-minority. Consequently, the contractor may be in violation of the Executive Order if a group is employed



in a substantially disparate manner (for example, even though the contractor has achieved its goals for women generally, the contractor may be in violation of the Executive Order if a minority group of women is underutilized).

10. The contractor shall not use the goals or affirmative action standards to discriminate against any person because of race, color, religion, sex or national origin.
11. The contractor shall not enter into a subcontract with any person or firm debarred from Government contracts pursuant to Executive Order 11246.
12. The contractor shall carry out such sanctions and penalties for violation of these specifications and of the Equal Opportunity Clause, including suspension, termination and cancellation of existing subcontracts as may be imposed or ordered pursuant to Executive Order 11246, as amended, and its implementing regulations, by the Office of Federal Contract Compliance Programs. Any contractor who fails to carry out such sanctions and penalties shall be in violation of these specifications and Executive Order 11246, as amended.
13. The contractor, in fulfilling his obligations under these specifications, shall implement specific affirmative actions steps, at least as extensive as the standards prescribed in paragraph 7 of these specifications, so as to achieve maximum results from its efforts to ensure equal employment opportunity. If the contractor fails to comply with the requirements of the Executive Order, the implementing regulations or these specifications, the Director shall proceed in accordance with 41 CFR 60-4.8.
14. The contractor shall designate a responsible official to monitor all employment related activity to ensure that the company EEO policy is being carried out, to submit reports relating to the provisions hereof as may be required by the Government and to keep records. Records shall at least include for each employee the name, address, telephone numbers, construction trade, union affiliation if any, employee identification number when assigned, social security number, race, sex, status (e.g., mechanic, apprentice, trainee helper, or laborer), dates of changes in status, hours worked per week in the indicated trade, rate of pay and locations at which the work was performed. Records shall be maintained in an easily understandable and retrievable form; however, to the degree that existing records satisfy this requirement, contractors will not be required to maintain separate records.
15. Nothing herein shall be construed as a limitation on the application of other laws which establish different standards of compliance or on the application of requirements for hiring of local or other area residents (e.g., those under the Public Works Employment Act of 1977 and the Community Development Block Grant Program).
16. In addition to the reporting requirements set forth elsewhere in this contract, the contractor and subcontractors holding subcontracts (not including material suppliers) in excess of \$10,000

shall submit for every month of July during which work is performed, employment data as contained under Form FHWA-1391 in accordance with instructions included thereon.

**LOUISIANA  
DEPARTMENT OF TRANSPORTATION AND DEVELOPMENT  
SUPPLEMENTAL SPECIFICATIONS**

**SPECIFIC EQUAL EMPLOYMENT OPPORTUNITY RESPONSIBILITIES**

1. General

a. Equal employment opportunity (EEO) requirements not to discriminate and to take affirmative action to assure equal employment opportunity as required by Executive Orders 11246 and 11375 are set forth in Required Contract Provisions (Form FHWA-1273) and these Supplemental Specifications which are imposed pursuant to Section 140 of Title 23, U.S.C., as established by Section 22 of the Federal Aid Highway Act of 1968. The requirements set forth herein shall constitute the specific affirmative action requirements for project activities under this contract and supplement the EEO requirements set forth in the Required Contract Provisions.

b. The contractor shall work with the Department and the Federal Government in carrying out EEO obligations and in their review of his activities under the contract.

c. The contractor and all his subcontractors holding subcontracts not including material suppliers, of \$10,000 or more, shall comply with the following minimum specific requirement activities of EEO. The EEO requirements of Executive Order 11246, as set forth in the Federal-Aid Policy Guide 23 CFR 230A, are applicable to material suppliers as well as contractors and subcontractors. The contractor shall include these requirements in every subcontract of \$10,000 or more with such modification of language as necessary to make them binding on the subcontractor.

2. EEO Policy

The contractor shall accept as his operating policy the following statement which is designed to further the provision of EEO to all persons without regard to their race, color, religion, sex or national origin, and to promote the full realization of EEO through a positive continuing program:

It is the policy of this Company to assure that applicants are employed, and that employees are treated during employment, without regard to their race, religion, sex, color or national origin. Such action shall include employment, upgrading, demotion or transfer; recruitment or recruitment advertising; layoff or termination; rates of pay or other forms of compensation; and selection for training, including apprenticeship, preapprenticeship and on-the-job training.

### 3. EEO Officer

The contractor shall designate and make known to the Department an EEO Officer who shall have the responsibility for and must be capable of effectively administering and promoting an active contractor EEO program and who must be assigned adequate authority and responsibility to do so.

### 4. Dissemination of Policy

a. All members of the contractor's staff who are authorized to hire, supervise, promote and discharge employees, or who recommend such action, or who are substantially involved in such action, shall be made fully cognizant of and shall implement the contractor's EEO policy and contractual responsibilities to provide EEO in each grade and classification of employment. To ensure that the above agreement will be met, the following actions shall be taken as a minimum:

(1) Periodic meetings of supervisory and personnel office employees shall be conducted before the start of work and then at least once every 6 months, at which time the contractor's EEO policy and its implementation shall be reviewed and explained. The meetings shall be conducted by the EEO Officer or other knowledgeable company official.

(2) All new supervisory or personnel office employees shall be given a thorough indoctrination by the EEO Officer or other knowledgeable company official covering all major aspects of the contractor's EEO obligations within 30 days after their reporting for duty with the contractor.

(3) All personnel who are engaged in direct recruitment for the project shall be instructed by the EEO Officer or appropriate company official in the contractor's procedures for locating and hiring minority group employees.

b. To make the contractor's EEO policy known to all employees, prospective employees and potential sources of employees, i.e., schools, employment agencies, labor unions (where appropriate), college placement officers, etc., the contractor shall take the following actions:

(1) Notices and posters setting forth the contractor's EEO policy shall be placed in areas readily accessible to employees, applicants for employment and potential employees.

(2) The contractor's EEO policy and the procedures to implement such policy shall be brought to the attention of employees by means of meetings, employee handbooks or other appropriate means.

## 5. Recruitment

a. When advertising for employees, the contractor shall include in all advertisements for employees the notation: "An Equal Opportunity Employer." All such advertisements shall be published in newspapers or other publications having a large circulation among minority groups in the area from which the project work force would normally be derived.

b. The contractor shall, unless precluded by a valid bargaining agreement, conduct systematic and direct recruitment through public and private employee referral sources likely to yield qualified minority group applicants, including, but not limited to, State employment agencies, schools, colleges and minority group organizations. To meet this requirement, the contractor shall, through his EEO Officer, identify sources of potential minority group employees and establish with such identified sources procedures whereby minority group applicants may be referred to the contractor for employment consideration.

If the contractor has a valid bargaining agreement providing for exclusive hiring hall referrals, he is expected to observe the provisions of that agreement to the extent that the system permits the contractor's compliance with equal employment opportunity contract provisions. (The U.S. Department of Labor has held that where implementation of such agreements has the effect of discriminating against minorities or women, or obligates the contractor to do the same, such implementation violates Executive Order 11246, as amended.)

c. The contractor shall encourage his present employees to refer minority group applicants for employment by posting appropriate notices or bulletins in areas accessible to all such employees. In addition, information and procedures with regard to referring minority group applicants shall be discussed with employees.

## 6. Personnel Actions

Wages, working conditions and employee benefits shall be established and administered, and personnel actions of every type, including hiring, upgrading, promotion, transfer, demotion, layoff and termination, shall be taken without regard to race, color, religion, sex or national origin. The following procedures shall be followed.

a. The contractor shall conduct periodic inspections of project sites to insure that working conditions and employee facilities do not indicate discriminatory treatment of project site personnel.

b. The contractor shall periodically evaluate the spread of wages paid within each classification to determine any evidence of discriminatory wage practices.

c. The contractor shall periodically review selected personnel actions in depth to determine whether there is evidence of discrimination. Where evidence is found, the contractor shall promptly take corrective action. If the review indicates that the discrimination may extend beyond the actions reviewed, such corrective action shall include all affected persons.

d. The contractor shall promptly investigate all complaints of alleged discrimination made to the contractor in connection with his obligations under this contract, shall attempt to resolve such complaints, and shall take appropriate corrective action within a reasonable time. If the investigation indicates that the discrimination may affect persons other than the complainant, such corrective action shall include such other persons. Upon completion of each investigation, the contractor shall inform every complainant of all of his avenues of appeal.

#### 7. Training and Promotion

a. The contractor shall assist in locating, qualifying, and increasing the skills of minority group and women employees, and applicants for employment.

b. Consistent with the contractor's work force requirements and as permissible under Federal and State regulations, the contractor shall make full use of training programs, i.e., apprenticeship and job training programs for the geographical area of contract performance. Where feasible, 25 percent of apprentices or trainees in each occupation shall be in their first year of apprenticeship or training. If the Supplemental Specifications for Job Training are provided under this contract, this subparagraph will be superseded as indicated in Attachment 2.

c. The contractor shall advise employees and applicants for employment of available training programs and entrance requirements for each.

d. The contractor shall periodically review the training and promotion potential of minority group and women employees and shall encourage eligible employees to apply for such training and promotion.

#### 8. Unions

If the contractor relies in whole or in part upon unions as a source of employees, the contractor shall use his best efforts to obtain the cooperation of such unions to increase opportunities for minority groups and women within the unions, and to effect referrals by such unions of minority and female employees. Actions by the contractor either directly or through a contractor's association acting as agent shall include the procedures set forth below:

a. The contractor shall use best efforts to develop, in cooperation with the unions, joint training programs aimed toward qualifying more minority group members and women for membership in the unions and increasing the skills of minority group employees and women so that they may qualify for higher paying employment.

b. The contractor shall use best efforts to incorporate an EEO clause into each union agreement to the end that such union will be contractually bound to refer applicants without regard to their race, color, religion, sex or national origin.

c. The contractor shall obtain information as to the referral practices and policies of the labor union except that to the extent such information is within the exclusive possession of the labor union and such labor union refuses to furnish such information to the contractor, the contractor shall so certify to the Department and shall set forth what efforts have been made to obtain such information.

d. If the union is unable to provide the contractor with a reasonable flow of minority and women referrals within the time limit set forth in the collective bargaining agreement, the contractor shall, through independent recruitment efforts, fill the employment vacancies without regard to race, color, religion, sex or national origin, making full efforts to obtain qualified and/or qualifiable minority group persons and women. (The U.S. Department of Labor has held that it shall be no excuse that the union with which the contractor has a collective bargaining agreement providing for exclusive referral failed to refer minority employees.) If the union referral practice prevents the contractor from meeting the obligations pursuant to Executive Order 11246, as amended, and these specifications, such contractor shall immediately notify the Department.

#### 9. Subcontracting

a. The contractor shall use his best efforts to solicit bids from and utilize minority group subcontractors with meaningful minority group and female representation among their employees. Contractors shall obtain lists of minority-owned construction firms from the Department.

b. The contractor shall use his best efforts to ensure subcontractor compliance with their EEO obligations.

#### 10. Records and Reports

a. The contractor shall keep such records as necessary to determine compliance with the contractor's EEO obligations. The records kept by the contractor shall indicate:

(1) the number of minority and nonminority group members and women employed in each work classification on the project,

(2) the progress and efforts being made in cooperation with unions to increase employment opportunities for minorities and women (applicable only to contractors who rely in whole or in part on unions as a source of their work force),

(3) the progress and efforts being made in locating, hiring, training, qualifying and upgrading minority and female employees, and

(4) the progress and efforts being made in securing the services of minority group subcontractors with meaningful minority and female representation among their employees.

b. All such records must be retained for a period of 3 years following completion of the contract work and shall be available at reasonable times and places for inspection by authorized representatives of the Department and the Federal Highway Administration.

c. The contractor shall submit an annual report to the Department each July for the duration of the project, indicating the number of minority, women and nonminority group employees currently engaged in each work classification required by the contract work. This information shall be reported on Form PR-1391. If job training is required, the contractor shall furnish Form DOTD 03-37-0014.



# LOUISIANA DEPARTMENT OF TRANSPORTATION AND DEVELOPMENT

## REQUIRED CONTRACT PROVISIONS FEDERAL-AID CONSTRUCTION CONTRACTS

	Page
I. General.....	1
II. Nondiscrimination .....	1
III. Nonsegregated Facilities.....	3
IV. Payment of Predetermined Minimum Wage.....	3
V. Statements and Payrolls.....	6
VI. Record of Materials, Supplies, and Labor.....	7
VII. Subletting or Assigning the Contract .....	7
VIII. Safety: Accident Prevention.....	7
IX. False Statements Concerning Highway Projects.....	7
X. Implementation of Clean Air Act and Federal Water Pollution Control Act.....	8
XI. Certification Regarding Debarment, Suspension, Ineligibility, and Voluntary Exclusion .....	8
XII. Certification Regarding Use of Contract Funds for Lobbying .....	10

### ATTACHMENTS

A. Employment Preference for Appalachian Contracts (included in Appalachian contracts only)

#### I. GENERAL

1. These contract provisions shall apply to all work performed on the contract by the contractor's own organization and with the assistance of workers under the contractor's immediate superintendence and to all work performed on the contract by piecework, station work, or by subcontract.

2. Except as otherwise provided for in each section, the contractor shall insert in each subcontract all of the stipulations contained in these Required Contract Provisions, and further require their inclusion in any lower tier subcontract or purchase order that may in turn be made. The Required Contract Provisions shall not be incorporated by reference in any case. The prime contractor shall be responsible for compliance by any subcontractor or lower tier subcontractor with these Required Contract Provisions.

3. A breach of any of the stipulations contained in these Required Contract Provisions shall be sufficient grounds for termination of the contract.

4. A breach of the following clauses of the Required Contract Provisions may also be grounds for debarment as provided in 29 CFR 5.12:

Section I, paragraph 2;  
Section IV, paragraphs 1, 2, 3, 4, and 7;  
Section V, paragraphs 1 and 2a through 2g.

5. Disputes arising out of the labor standards provisions of Section IV (except paragraph 5) and Section V of these Required Contract Provisions shall not be subject to the general disputes clause of this contract. Such disputes shall be resolved in accordance with the procedures of the U.S. Department of Labor (DOL) as set forth in 29 CFR 5, 6, and 7. Disputes within the meaning of this clause include disputes between the contractor (or any of its subcontractors) and the contracting agency, the DOL, or the contractor's employees or their representatives.

6. **Selection of Labor:** During the performance of this contract, the contractor shall not:

a. discriminate against labor from any other State, possession, or territory of the United States (except for employment preference for Appalachian contracts, when applicable, as specified in Attachment A), or

b. employ convict labor for any purpose within the limits of the project unless it is labor performed by convicts who are on parole, supervised release, or probation.

#### II. NONDISCRIMINATION

(Applicable to all Federal-aid construction contracts and to all related subcontracts of \$10,000 or more.)

1. **Equal Employment Opportunity:** Equal employment opportunity (EEO) requirements not to discriminate and to take affirmative action to assure equal opportunity as set forth under laws, executive orders, rules, regulations (28 CFR 35, 29 CFR 1630 and 41 CFR 60) and orders of the Secretary of Labor as modified by the provisions prescribed herein, and imposed pursuant to 23 U.S.C. 140 shall constitute the EEO and specific affirmative action standards for the contractor's project activities under this contract. The Equal Opportunity Construction Contract Specifications set forth under 41 CFR 60-4.3 and the provisions of the American Disabilities Act of 1990 (42 U.S.C. 12101 *et seq.*) set forth under 28 CFR 35 and 29 CFR 1630 are incorporated by reference in this contract. In the execution of this contract, the contractor agrees to comply with the following minimum specific requirement activities of EEO:

a. The contractor will work with the State highway agency (SHA) and the Federal Government in carrying out EEO obligations and in their review of his/her activities under the contract

b. The contractor will accept as his operating policy the following statement:

*"It is the policy of this Company to assure that applicants are employed, and that employees are treated during employment, without regard to their race, religion, sex, color, national origin, age or disability. Such action shall include: employment, upgrading, demotion, or transfer; recruitment or recruitment advertising; layoff or termination; rates of pay or other forms of compensation; and selection for training, including apprenticeship, preapprenticeship, and/or on-the-job training."*

2. **EEO Officer:** The contractor will designate and make known to the SHA contracting officers an EEO Officer who will have the responsibility for and must be capable of effectively administering and promoting an active contractor program of EEO and who must be assigned adequate authority and responsibility to do so.

3. **Dissemination of Policy:** All members of the contractor's staff who are authorized to hire, supervise, promote, and discharge employees, or who recommend such action, or who are substantially involved in such action, will be made fully cognizant of, and will

implement, the contractor's EEO policy and contractual responsibilities to provide EEO in each grade and classification of employment. To ensure that the above agreement will be met, the following actions will be taken as a minimum:

a. Periodic meetings of supervisory and personnel office employees will be conducted before the start of work and then not less often than once every six months, at which time the contractor's EEO policy and its implementation will be reviewed and explained. The meetings will be conducted by the EEO Officer.

b. All new supervisory or personnel office employees will be given a thorough indoctrination by the EEO Officer, covering all major aspects of the contractor's EEO obligations within thirty days following their reporting for duty with the contractor.

c. All personnel who are engaged in direct recruitment for the project will be instructed by the EEO Officer in the contractor's procedures for locating and hiring minority group employees.

d. Notices and posters setting forth the contractor's EEO policy will be placed in areas readily accessible to employees, applicants for employment and potential employees.

e. The contractor's EEO policy and the procedures to implement such policy will be brought to the attention of employees by means of meetings, employee handbooks, or other appropriate means.

4. **Recruitment:** When advertising for employees, the contractor will include in all advertisements for employees the notation: "An Equal Opportunity Employer." All such advertisements will be placed in publications having a large circulation among minority groups in the area from which the project work force would normally be derived.

a. The contractor will, unless precluded by a valid bargaining agreement, conduct systematic and direct recruitment through public and private employee referral sources likely to yield qualified minority group applicants. To meet this requirement, the contractor will identify sources of potential minority group employees, and establish with such identified sources procedures whereby minority group applicants may be referred to the contractor for employment consideration.

b. In the event the contractor has a valid bargaining agreement providing for exclusive hiring hall referrals, he is expected to observe the provisions of that agreement to the extent that the system permits the contractor's compliance with EEO contract provisions. (The DOL has held that where implementation of such agreements have the effect of discriminating against minorities or women, or obligates the contractor to do the same, such implementation violates Executive Order 11246, as amended.)

c. The contractor will encourage his present employees to refer minority group applicants for employment. Information and procedures with regard to referring minority group applicants will be discussed with employees.

5. **Personnel Actions:** Wages, working conditions, and employee benefits shall be established and administered, and personnel actions of every type, including hiring, upgrading, promotion, transfer, demotion, layoff, and termination, shall be taken without regard to race, color, religion, sex, national origin, age or disability. The following procedures shall be followed:

a. The contractor will conduct periodic inspections of project sites to insure that working conditions and employee facilities do not indicate discriminatory treatment of project site personnel.

b. The contractor will periodically evaluate the spread of wages paid within each classification to determine any evidence of discriminatory wage practices.

c. The contractor will periodically review selected personnel actions in depth to determine whether there is evidence of discrimination. Where evidence is found, the contractor will promptly take corrective action. If the review indicates that the discrimination may extend beyond the actions reviewed, such corrective action shall include all affected persons.

d. The contractor will promptly investigate all complaints of alleged discrimination made to the contractor in connection with his obligations under this contract, will attempt to resolve such complaints, and will take appropriate corrective action within a reasonable time. If the investigation indicates that the discrimination may affect persons other than the complainant, such corrective action shall include such other persons. Upon completion of each investigation, the contractor will inform every complainant of all of his avenues of appeal.

#### 6. **Training and Promotion:**

a. The contractor will assist in locating, qualifying, and increasing the skills of minority group and women employees, and applicants for employment.

b. Consistent with the contractor's work force requirements and as permissible under Federal and State regulations, the contractor shall make full use of training programs, i.e., apprenticeship, and on-the-job training programs for the geographical area of contract performance. Where feasible, 25 percent of apprentices or trainees in each occupation shall be in their first year of apprenticeship or training. In the event a special provision for training is provided under this contract, this subparagraph will be superseded as indicated in the special provision.

c. The contractor will advise employees and applicants for employment of available training programs and entrance requirements for each.

d. The contractor will periodically review the training and promotion potential of minority group and women employees and will encourage eligible employees to apply for such training and promotion.

7. **Unions:** If the contractor relies in whole or in part upon unions as a source of employees, the contractor will use his/her best efforts to obtain the cooperation of such unions to increase opportunities for minority groups and women within the unions, and to effect referrals by such unions of minority and female employees. Actions by the contractor either directly or through a contractor's association acting as agent will include the procedures set forth below:

a. The contractor will use best efforts to develop, in cooperation with the unions, joint training programs aimed toward qualifying more minority group members and women for membership in the unions and increasing the skills of minority group employees and women so that they may qualify for higher paying employment.

b. The contractor will use best efforts to incorporate an EEO clause into each union agreement to the end that such union will be contractually bound to refer applicants without regard to their race, color, religion, sex, national origin, age or disability.

c. The contractor is to obtain information as to the referral practices and policies of the labor union except that to the extent such information is within the exclusive possession of the labor union and such labor union refuses to furnish such information to the contractor, the contractor shall so certify to the SHA and shall set forth what efforts have been made to obtain such information.

d. In the event the union is unable to provide the contractor with a reasonable flow of minority and women referrals within the time limit set forth in the collective bargaining agreement, the contractor will, through independent recruitment efforts, fill the employment vacancies without regard to race, color, religion, sex, national origin, age or disability; making full efforts to obtain qualified and/or qualifiable minority group persons and women. (The DOL has held that it shall be no excuse that the union with which the contractor has a collective bargaining agreement providing for exclusive referral failed to refer minority employees.) In the event the union referral practice prevents the contractor from meeting the obligations pursuant to Executive Order 11246, as amended, and these special provisions, such contractor shall immediately notify the SHA.

**8. Selection of Subcontractors, Procurement of Materials and Leasing of Equipment:** The contractor shall not discriminate on the grounds of race, color, religion, sex, national origin, age or disability in the selection and retention of subcontractors, including procurement of materials and leases of equipment.

a. The contractor shall notify all potential subcontractors and suppliers of his/her EEO obligations under this contract.

b. Disadvantaged business enterprises (DBE), as defined in 49 CFR 23, shall have equal opportunity to compete for and perform subcontracts which the contractor enters into pursuant to this contract. The contractor will use his best efforts to solicit bids from and to utilize DBE subcontractors or subcontractors with meaningful minority group and female representation among their employees. Contractors shall obtain lists of DBE construction firms from SHA personnel.

c. The contractor will use his best efforts to ensure subcontractor compliance with their EEO obligations.

**9. Records and Reports:** The contractor shall keep such records as necessary to document compliance with the EEO requirements. Such records shall be retained for a period of three years following completion of the contract work and shall be available at reasonable times and places for inspection by authorized representatives of the SHA and the FHWA.

a. The records kept by the contractor shall document the following:

(1) The number of minority and non-minority group members and women employed in each work classification on the project;

(2) The progress and efforts being made in cooperation with unions, when applicable, to increase employment opportunities for minorities and women;

(3) The progress and efforts being made in locating, hiring, training, qualifying, and upgrading minority and female employees; and

(4) The progress and efforts being made in securing the services of DBE subcontractors or subcontractors with meaningful minority and female representation among their employees.

b. The contractors will submit an annual report to the SHA each July for the duration of the project, indicating the number of minority, women, and non-minority group employees currently engaged in each work classification required by the contract work. This information is to be reported on Form FHWA-1391. If on-the-job training is being required by special provision, the contractor will be required to collect and report training data.

### III. NONSEGREGATED FACILITIES

(Applicable to all Federal-aid construction contracts and to all related subcontracts of \$10,000 or more.)

a. By submission of this bid, the execution of this contract or subcontract, or the consummation of this material supply agreement or purchase order, as appropriate, the bidder, Federal-aid construction contractor, subcontractor, material supplier, or vendor, as appropriate, certifies that the firm does not maintain or provide for its employees any segregated facilities at any of its establishments, and that the firm does not permit its employees to perform their services at any location, under its control, where segregated facilities are maintained. The firm agrees that a breach of this certification is a violation of the EEO provisions of this contract. The firm further certifies that no employee will be denied access to adequate facilities on the basis of sex or disability.

b. As used in this certification, the term "segregated facilities" means any waiting rooms, work areas, restrooms and washrooms, restaurants and other eating areas, timeclocks, locker rooms, and other storage or dressing areas, parking lots, drinking fountains, recreation or entertainment areas, transportation, and housing facilities provided for employees which are segregated by explicit directive, or are, in fact, segregated on the basis of race, color, religion, national origin, age or disability, because of habit, local custom, or otherwise. The only exception will be for the disabled when the demands for accessibility override (e.g. disabled parking).

c. The contractor agrees that it has obtained or will obtain identical certification from proposed subcontractors or material suppliers prior to award of subcontracts or consummation of material supply agreements of \$10,000 or more and that it will retain such certifications in its files.

### IV. PAYMENT OF PREDETERMINED MINIMUM WAGE

(Applicable to all Federal-aid construction contracts exceeding \$2,000 and to all related subcontracts, except for projects located on roadways classified as local roads or rural minor collectors, which are exempt.)

#### 1. General:

a. All mechanics and laborers employed or working upon the site of the work will be paid unconditionally and not less often than once a week and without subsequent deduction or rebate on any

account [except such payroll deductions as are permitted by regulations (29 CFR 3) issued by the Secretary of Labor under the Copeland Act (40 U.S.C. 276c)] the full amounts of wages and bona fide fringe benefits (or cash equivalents thereof) due at time of payment. The payment shall be computed at wage rates not less than those contained in the wage determination of the Secretary of Labor (hereinafter "the wage determination") which is attached hereto and made a part hereof, regardless of any contractual relationship which may be alleged to exist between the contractor or its subcontractors and such laborers and mechanics. The wage determination (including any additional classifications and wage rates conformed under paragraph 2 of this Section IV and the DOL poster (WH-1321) or Form FHWA-1495) shall be posted at all times by the contractor and its subcontractors at the site of the work in a prominent and accessible place where it can be easily seen by the workers. For the purpose of this Section, contributions made or costs reasonably anticipated for bona fide fringe benefits under Section 1(b)(2) of the Davis-Bacon Act (40 U.S.C. 276a) on behalf of laborers or mechanics are considered wages paid to such laborers or mechanics, subject to the provisions of Section IV, paragraph 3b, hereof. Also, for the purpose of this Section, regular contributions made or costs incurred for more than a weekly period (but not less often than quarterly) under plans, funds, or programs, which cover the particular weekly period, are deemed to be constructively made or incurred during such weekly period. Such laborers and mechanics shall be paid the appropriate wage rate and fringe benefits on the wage determination for the classification of work actually performed, without regard to skill, except as provided in paragraphs 4 and 5 of this Section IV.

b. Laborers or mechanics performing work in more than one classification may be compensated at the rate specified for each classification for the time actually worked therein, provided, that the employer's payroll records accurately set forth the time spent in each classification in which work is performed.

c. All rulings and interpretations of the Davis-Bacon Act and related acts contained in 29 CFR 1, 3, and 5 are herein incorporated by reference in this contract.

## **2. Classification:**

a. The SHA contracting officer shall require that any class of laborers or mechanics employed under the contract, which is not listed in the wage determination, shall be classified in conformance with the wage determination.

b. The contracting officer shall approve an additional classification, wage rate and fringe benefits only when the following criteria have been met:

(1) the work to be performed by the additional classification requested is not performed by a classification in the wage determination;

(2) the additional classification is utilized in the area by the construction industry;

(3) the proposed wage rate, including any bona fide fringe benefits, bears a reasonable relationship to the wage rates contained in the wage determination.

(4) with respect to helpers, when such a classification prevails in the area in which the work is performed.

c. If the contractor or subcontractors, as appropriate, the laborers and mechanics (if known) to be employed in the additional

classification or their representatives, and the contracting officer agree on the classification and wage rate (including the amount designated for fringe benefits where appropriate), a report of the action taken shall be sent by the contracting officer to the DOL, Administrator of the Wage and Hour Division, Employment Standards Administration, Washington, D.C. 20210. The Wage and Hour Administrator, or an authorized representative, will approve, modify, or disapprove every additional classification action within 30 days of receipt and so advise the contracting officer or will notify the contracting officer within the 30-day period that additional time is necessary.

d. In the event the contractor or subcontractors, as appropriate, the laborers or mechanics to be employed in the additional classification or their representatives, and the contracting officer do not agree on the proposed classification and wage rate (including the amount designated for fringe benefits, where appropriate), the contracting officer shall refer the questions, including the views of all interested parties and the recommendation of the contracting officer, to the Wage and Hour Administrator for determination. Said Administrator, or an authorized representative, will issue a determination within 30 days of receipt and so advise the contracting officer or will notify the contracting officer within the 30-day period that additional time is necessary.

e. The wage rate (including fringe benefits where appropriate) determined pursuant to paragraph 2c or 2d of this Section IV shall be paid to all workers performing work in the additional classification from the first day on which work is performed in the classification.

## **3. Payment of Fringe Benefits:**

a. Whenever the minimum wage rate prescribed in the contract for a class of laborers or mechanics includes a fringe benefit which is not expressed as an hourly rate, the contractor or subcontractors, as appropriate, shall either pay the benefit as stated in the wage determination or shall pay another bona fide fringe benefit or an hourly case equivalent thereof.

b. If the contractor or subcontractor, as appropriate, does not make payments to a trustee or other third person, he/she may consider as a part of the wages of any laborer or mechanic the amount of any costs reasonably anticipated in providing bona fide fringe benefits under a plan or program, provided, that the Secretary of Labor has found, upon the written request of the contractor, that the applicable standards of the Davis-Bacon Act have been met. The Secretary of Labor may require the contractor to set aside in a separate account assets for the meeting of obligations under the plan or program.

## **4. Apprentices and Trainees (Programs of the U.S. DOL) and Helpers:**

### **a. Apprentices:**

(1) Apprentices will be permitted to work at less than the predetermined rate for the work they performed when they are employed pursuant to and individually registered in a bona fide apprenticeship program registered with the DOL, Employment and Training Administration, Bureau of Apprenticeship and Training, or with a State apprenticeship agency recognized by the Bureau, or if a person is employed in his/her first 90 days of probationary employment as an apprentice in such an apprenticeship program, who is not individually registered in the program, but who has been certified by the Bureau of Apprenticeship and Training or a State

apprenticeship agency (where appropriate) to be eligible for probationary employment as an apprentice.

(2) The allowable ratio of apprentices to journeyman-level employees on the job site in any craft classification shall not be greater than the ratio permitted to the contractor as to the entire work force under the registered program. Any employee listed on a payroll at an apprentice wage rate, who is not registered or otherwise employed as stated above, shall be paid not less than the applicable wage rate listed in the wage determination for the classification of work actually performed. In addition, any apprentice performing work on the job site in excess of the ratio permitted under the registered program shall be paid not less than the applicable wage rate on the wage determination for the work actually performed. Where a contractor or subcontractor is performing construction on a project in a locality other than that in which its program is registered, the ratios and wage rates (expressed in percentages of the journeyman-level hourly rate) specified in the contractor's or subcontractor's registered program shall be observed.

(3) Every apprentice must be paid at not less than the rate specified in the registered program for the apprentice's level of progress, expressed as a percentage of the journeyman-level hourly rate specified in the applicable wage determination. Apprentices shall be paid fringe benefits in accordance with the provisions of the apprenticeship program. If the apprenticeship program does not specify fringe benefits, apprentices must be paid the full amount of fringe benefits listed on the wage determination for the applicable classification. If the Administrator for the Wage and Hour Division determines that a different practice prevails for the applicable apprentice classification, fringes shall be paid in accordance with that determination.

(4) In the event the Bureau of Apprenticeship and Training, or a State apprenticeship agency recognized by the Bureau, withdraws approval of an apprenticeship program, the contractor or subcontractor will no longer be permitted to utilize apprentices at less than the applicable predetermined rate for the comparable work performed by regular employees until an acceptable program is approved.

**b. Trainees:**

(1) Except as provided in 29 CFR 5.16, trainees will not be permitted to work at less than the predetermined rate for the work performed unless they are employed pursuant to and individually registered in a program which has received prior approval, evidenced by formal certification by the DOL, Employment and Training Administration.

(2) The ratio of trainees to journeyman-level employees on the job site shall not be greater than permitted under the plan approved by the Employment and Training Administration. Any employee listed on the payroll at a trainee rate who is not registered and participating in a training plan approved by the Employment and Training Administration shall be paid not less than the applicable wage rate on the wage determination for the classification of work actually performed. In addition, any trainee performing work on the job site in excess of the ratio permitted under the registered program shall be paid not less than the applicable wage rate on the wage determination for the work actually performed.

(3) Every trainee must be paid at not less than the rate specified in the approved program for his/her level of progress, expressed as a percentage of the journeyman-level hourly rate specified in the applicable wage determination. Trainees shall be paid fringe benefits in accordance with the provisions of the trainee

program. If the trainee program does not mention fringe benefits, trainees shall be paid the full amount of fringe benefits listed on the wage determination unless the Administrator of the Wage and Hour Division determines that there is an apprenticeship program associated with the corresponding journeyman-level wage rate on the wage determination which provides for less than full fringe benefits for apprentices, in which case such trainees shall receive the same fringe benefits as apprentices.

(4) In the event the Employment and Training Administration withdraws approval of a training program, the contractor or subcontractor will no longer be permitted to utilize trainees at less than the applicable predetermined rate for the work performed until an acceptable program is approved.

**c. Helpers:**

Helpers will be permitted to work on a project if the helper classification is specified and defined on the applicable wage determination or is approved pursuant to the conformance procedure set forth in Section IV.2. Any worker listed on a payroll at a helper wage rate, who is not a helper under a approved definition, shall be paid not less than the applicable wage rate on the wage determination for the classification of work actually performed.

**5. Apprentices and Trainees (Programs of the U.S. DOT):**

Apprentices and trainees working under apprenticeship and skill training programs which have been certified by the Secretary of Transportation as promoting EEO in connection with Federal-aid highway construction programs are not subject to the requirements of paragraph 4 of this Section IV. The straight time hourly wage rates for apprentices and trainees under such programs will be established by the particular programs. The ratio of apprentices and trainees to journeymen shall not be greater than permitted by the terms of the particular program.

**6. Withholding:**

The SHA shall upon its own action or upon written request of an authorized representative of the DOL withhold, or cause to be withheld, from the contractor or subcontractor under this contract or any other Federal contract with the same prime contractor, or any other Federally-assisted contract subject to Davis-Bacon prevailing wage requirements which is held by the same prime contractor, as much of the accrued payments or advances as may be considered necessary to pay laborers and mechanics, including apprentices, trainees, and helpers, employed by the contractor or any subcontractor the full amount of wages required by the contract. In the event of failure to pay any laborer or mechanic, including any apprentice, trainee, or helper employed or working on the site of the work, all or part of the wages required by the contract, the SHA contracting officer may, after written notice to the contractor, take such action as may be necessary to cause the suspension of any further payment, advance, or guarantee of funds until such violations have ceased.

**7. Overtime Requirements:**

No contractor or subcontractor contracting for any part of the contract work which may require or involve the employment of laborers, mechanics, watchmen, or guards (including apprentices, trainees, and helpers described in paragraphs 4 and 5 above) shall require or permit any laborer, mechanic, watchman, or guard in any workweek in which he/she is employed on such work, to work in excess of 40 hours in such workweek unless such laborer, mechanic, watchman, or guard receives compensation at a rate not less than

one-and-one-half times his/her basic rate of pay for all hours worked in excess of 40 hours in such workweek.

#### 8. Violation:

**Liability for Unpaid Wages; Liquidated Damages:** In the event of any violation of the clause set forth in paragraph 7 above, the contractor and any subcontractor responsible thereof shall be liable to the affected employee for his/her unpaid wages. In addition, such contractor and subcontractor shall be liable to the United States (in the case of work done under contract for the District of Columbia or a territory, to such District or to such territory) for liquidated damages. Such liquidated damages shall be computed with respect to each individual laborer, mechanic, watchman, or guard employed in violation of the clause set forth in paragraph 7, in the sum of \$10 for each calendar day on which such employee was required or permitted to work in excess of the standard work week of 40 hours without payment of the overtime wages required by the clause set forth in paragraph 7.

#### 9. Withholding for Unpaid Wages and Liquidated Damages:

The SHA shall upon its own action or upon written request of any authorized representative of the DOL withhold, or cause to be withheld, from any monies payable on account of work performed by the contractor or subcontractor under any such contract or any other Federal contract with the same prime contractor, or any other Federally-assisted contract subject to the Contract Work Hours and Safety Standards Act, which is held by the same prime contractor, such sums as may be determined to be necessary to satisfy any liabilities of such contractor or subcontractor for unpaid wages and liquidated damages as provided in the clause set forth in paragraph 8 above.

### V. STATEMENTS AND PAYROLLS

(Applicable to all Federal-aid construction contracts exceeding \$2,000 and to all related subcontracts, except for projects located on roadways classified as local roads or rural collectors, which are exempt.)

#### 1. Compliance with Copeland Regulations (29 CFR 3):

The contractor shall comply with the Copeland Regulations of the Secretary of Labor which are herein incorporated by reference.

#### 2. Payrolls and Payroll Records:

a. Payrolls and basic records relating thereto shall be maintained by the contractor and each subcontractor during the course of the work and preserved for a period of 3 years from the date of completion of the contract for all laborers, mechanics, apprentices, trainees, watchmen, helpers, and guards working at the site of the work.

b. The payroll records shall contain the name, social security number, and address of each such employee; his or her correct classification; hourly rates of wages paid (including rates of contributions or costs anticipated for bona fide fringe benefits or cash equivalent thereof of the types described in Section 1(b)(2)(B) of the Davis Bacon Act); daily and weekly number of hours worked; deductions made; and actual wages paid. In addition, for Appalachian contracts, the payroll records shall contain a notation indicating whether the employee does, or does not, normally reside in the labor area as defined in Attachment A, paragraph 1. Whenever the Secretary of Labor, pursuant to Section IV, paragraph

3b, has found that the wages of any laborer or mechanic include the amount of any costs reasonably anticipated in providing benefits under a plan or program described in Section 1(b)(2)(B) of the Davis Bacon Act, the contractor and each subcontractor shall maintain records which show that the commitment to provide such benefits is enforceable, that the plan or program is financially responsible, that the plan or program has been communicated in writing to the laborers or mechanics affected, and show the cost anticipated or the actual cost incurred in providing benefits. Contractors or subcontractors employing apprentices or trainees under approved programs shall maintain written evidence of the registration of apprentices and trainees, and ratios and wage rates prescribed in the applicable programs.

c. Each contractor and subcontractor shall furnish, each week in which any contract work is performed, to the SHA resident engineer a payroll of wages paid each of its employees (including apprentices, trainees, and helpers described in Section IV, paragraphs 4 and 5, and watchmen and guards engaged on work during the preceding weekly payroll period). The payroll submitted shall set out accurately and completely all of the information required to be maintained under paragraph 2b of this Section V. This information may be submitted in any form desired. Optional Form WH-347 is available for this purpose and may be purchased from the Superintendent of Documents (Federal stock number 029-005-0014-1), U.S. Government Printing Office, Washington, D.C. 20402. The prime contractor is responsible for the submission of copies of payrolls by all subcontractors.

d. Each payroll submitted shall be accompanied by a "Statement of Compliance," signed by the contractor or subcontractor or his/her agent who pays or supervises the payment of the persons employed under the contract and shall certify the following:

(1) that the payroll for the payroll period contains the information required to be maintained under paragraph 2b of this Section V and that such information is correct and complete;

(2) that such laborer or mechanic (including each apprentice, trainee, and helper) employed on the contract during the payroll period has been paid the full weekly wages earned, without rebate, either directly or indirectly, and that no deductions have been made either directly or indirectly from the full wages earned, other than permissible deductions as set forth in the Regulations, 29 CFR 3;

(3) that each laborer or mechanic has been paid not less than the applicable wage rate and fringe benefits or cash equivalent for the classification of work performed, as specified in the applicable wage determination incorporated into the contract.

e. The weekly submission of a properly executed certification set forth on the reverse side of Optional Form WH-347 shall satisfy the requirement for submission of the "Statement of Compliance" required by paragraph 2d of this Section V.

f. The falsification of any of the above certifications may subject the contractor to civil or criminal prosecution under 18 U.S.C. 1001 and 31 U.S.C. 231.

g. The contractor or subcontractor shall make the records required under paragraph 2b of this Section V available for inspection, copying, or transcription by authorized representatives of the SHA, the FHWA, or the DOL, and shall permit such representatives to interview employees during working hours on the job. If the contractor or subcontractor fails to submit the required records or to make them available, the SHA, the FHWA, the DOL, or all

may, after written notice to the contractor, sponsor, applicant, or owner, take such actions as may be necessary to cause the suspension of any further payment, advance, or guarantee of funds. Furthermore, failure to submit the required records upon request or to make such records available may be grounds for debarment action pursuant to 29 CFR 5.12.

## **VI. RECORD OF MATERIALS, SUPPLIES, AND LABOR**

1. On all Federal-aid contracts on the National Highway System, except those which provide solely for the installation of protective devices at railroad grade crossings, those which are constructed on a force account or direct labor basis, highway beautification contracts, and contracts for which the total final construction cost for roadway and bridge is less than \$1,000,000 (23 CFR 635) the contractor shall:

a. Become familiar with the list of specific materials and supplies contained in Form FHWA-47, "Statement of Materials and Labor Used by Contractor of Highway Construction Involving Federal Funds," prior to the commencement of work under this contract.

b. Maintain a record of the total cost of all materials and supplies purchased for and incorporated in the work, and also of the quantities of those specific materials and supplies listed on Form FHWA-47, and in the units shown on Form FHWA-47.

c. Furnish, upon the completion of the contract, to the SHA resident engineer on Form FHWA-47 together with the data required in paragraph 1b relative to materials and supplies, a final labor summary of all contract work indicating the total hours worked and the total amount earned.

2. At the prime contractor's option, either a single report covering all contract work or separate reports for the contractor and for each subcontract shall be submitted.

## **VII. SUBLETTING OR ASSIGNING THE CONTRACT**

1. The contractor shall perform with its own organization contract work amounting to not less than 30 percent (or a greater percentage if specified elsewhere in the contract) of the total original contract price, excluding any specialty items designated by the State. Specialty items may be performed by subcontract and the amount of any such specialty items performed may be deducted from the total original contract price before computing the amount of work required to be performed by the contractor's own organization (23 CFR 635).

a. "Its own organization" shall be construed to include only workers employed and paid directly by the prime contractor and equipment owned or rented by the prime contractor, with or without operators. Such term does not include employees or equipment of a subcontractor, assignee, or agent of the prime contractor.

b. "Specialty Items" shall be construed to be limited to work that requires highly specialized knowledge, abilities, or equipment not ordinarily available in the type of contracting organizations qualified and expected to bid on the contract as a whole and in general are to be limited to minor components of the overall contract.

2. The contract amount upon which the requirements set forth in paragraph 1 of Section VII is computed includes the cost of material and manufactured products which are to be purchased or produced by the contractor under the contract provisions.

3. The contractor shall furnish (a) a competent superintendent or supervisor who is employed by the firm, has full authority to direct performance of the work in accordance with the contract requirements, and is in charge of all construction operations (regardless of who performs the work) and (b) such other of its own organizational resources (supervision, management, and engineering services) as the SHA contracting officer determines is necessary to assure the performance of the contract.

4. No portion of the contract shall be sublet, assigned or otherwise disposed of except with the written consent of the SHA contracting officer, or authorized representative, and such consent when given shall not be construed to relieve the contractor of any responsibility for the fulfillment of the contract. Written consent will be given only after the SHA has assured that each subcontract is evidenced in writing and that it contains all pertinent provisions and requirements of the prime contract.

## **VIII. SAFETY: ACCIDENT PREVENTION**

1. In the performance of this contract the contractor shall comply with all applicable Federal, State, and local laws governing safety, health, and sanitation (23 CFR 635). The contractor shall provide all safeguards, safety devices and protective equipment and take any other needed actions as it determines, or as the SHA contracting officer may determine, to be reasonably necessary to protect the life and health of employees on the job and the safety of the public and to protect property in connection with the performance of the work covered by the contract.

2. It is a condition of this contract, and shall be made a condition of each subcontract, which the contractor enters into pursuant to this contract, that the contractor and any subcontractor shall not permit any employee, in performance of the contract, to work in surroundings or under conditions which are unsanitary, hazardous or dangerous to his/her health or safety, as determined under construction safety and health standards (29 CFR 1926) promulgated by the Secretary of Labor, in accordance with Section 107 of the Contract Work Hours and Safety Standards Act (40 U.S.C. 333).

3. Pursuant to 29 CFR 1926.3, it is a condition of this contract that the Secretary of Labor or authorized representative thereof, shall have right of entry to any site of contract performance to inspect or investigate the matter of compliance with the construction safety and health standards and to carry out the duties of the Secretary under Section 107 of the Contract Work Hours and Safety Standards Act (40 U.S.C. 333).

## **IX. FALSE STATEMENTS CONCERNING HIGHWAY PROJECTS**

In order to assure high quality and durable construction in conformity with approved plans and specifications and a high degree of reliability on statements and representations made by engineers, contractors, suppliers, and workers on Federal-aid highway projects, it is essential that all persons concerned with the project perform their functions as carefully, thoroughly, and honestly as possible. Willful falsification, distortion, or misrepresentation with respect to any facts related to the project is a violation of Federal law. To prevent any misunderstanding regarding the seriousness of these and

similar acts, the following notice shall be posted on each Federal-aid highway project (23 CFR 635) in one or more places where it is readily available to all persons concerned with the project:

**Notice to all Personnel engaged on Federal-Aid Highway Projects**

18 U.S.C. 1020 reads as follows:

*"Whoever, being an officer, agent, or employee of the United States, or of any State or Territory, or whoever, whether a person, association, firm, or corporation, knowingly makes any false statement, false representation, or false report as to the character, quality, quantity, or cost of the material used or to be used, or the quantity or quality of the work performed or to be performed, or the cost thereof in connection with the submission of plans, maps, specifications, contracts, or costs of construction on any highway or related project submitted for approval to the Secretary of Transportation; or*

*Whoever knowingly makes any false statement, false representation, false report or false claim with respect to the character, quality, quantity, or cost of any work performed or to be performed, or materials furnished or to be furnished, in connection with the construction of any highway or related project approved by the Secretary of Transportation; or*

*Whoever knowingly makes any false statement or false representation as to material fact in any statement, certificate, or report submitted pursuant to provisions of the Federal-aid Roads Act approved July 1, 1916, (39 Stat. 355), as amended and supplemented;*

*Shall be fined not more than \$10,000 or imprisoned not more than 5 years or both."*

**X. IMPLEMENTATION OF CLEAN AIR ACT AND FEDERAL WATER POLLUTION CONTROL ACT**

(Applicable to all Federal-aid construction contracts and to all related subcontracts of \$100,000 or more.)

By submission of this bid or the execution of this contract, or subcontract, as appropriate, the bidder, Federal-aid construction contractor, or subcontractor, as appropriate, will be deemed to have stipulated as follows:

1. That any facility that is or will be utilized in the performance of this contract, unless such contract is exempt under the Clean Air Act, as amended (42 U.S.C. 1857 et seq., as amended by Pub.L. 92-604), and under the Federal Water Pollution Control Act, as amended (33 U.S.C. 1251 et seq., as amended by Pub.L. 92-500), Executive Order 11738, and regulations in implementation thereof (40 CFR 15) is not listed, on the date of contract award, on the U.S. Environmental Protection Agency (EPA) List of Violating Facilities pursuant to 40 CFR 15.20.

2. That the firm agrees to comply and remain in compliance with all the requirements of Section 114 of the Clean Air Act and Section 308 of the Federal Water Pollution Control Act and all regulations and guidelines listed thereunder.

3. That the firm shall promptly notify the SHA of the receipt of any communication from the Director, Office of Federal Activities, EPA, indicating that a facility that is or will be utilized for the contract is under consideration to be listed on the EPA List of Violating Facilities.

4. That the firm agrees to include or cause to be included the requirements of paragraph 1 through 4 of this Section X in every nonexempt subcontract, and further agrees to take such action as the government may direct as a means of enforcing such requirements.

**XI. CERTIFICATION REGARDING DEBARMENT, INELIGIBILITY AND SUSPENSION, VOLUNTARY EXCLUSION**

1. Instructions for Certification - Primary Covered Transactions: (Applicable to all Federal-aid contracts - 49 CFR 29)

a. By signing and submitting this proposal, the prospective primary participant is providing the certification set out below.

b. The inability of a person to provide the certification set out below will not necessarily result in denial of participation in this covered transaction. The prospective participant shall submit an explanation of why it cannot provide the certification set out below. The certification or explanation will be considered in connection with the department or agency's determination whether to enter into this transaction. However, failure of the prospective primary participant to furnish a certification or an explanation shall disqualify such a person from participation in this transaction.

c. The certification in this clause is a material representation of fact upon which reliance was placed when the department or agency determined to enter into this transaction. If it is later determined that the prospective primary participant knowingly rendered an erroneous certification, in addition to other remedies available to the Federal Government, the department or agency may terminate this transaction for cause of default.

d. The prospective primary participant shall provide immediate written notice to the department or agency to whom this proposal is submitted if any time the prospective primary participant learns that its certification was erroneous when submitted or has become erroneous by reason of changed circumstances.

e. The terms "covered transaction," "debarred," "suspended," "ineligible," "lower tier covered transaction," "participant," "person," "primary covered transaction," "principal," "proposal," and "voluntarily excluded," as used in this clause, have the meanings set out in the Definitions and Coverage sections of rules implementing Executive Order 12549. You may contact the department or agency to which this proposal is submitted for assistance in obtaining a copy of those regulations.

f. The prospective primary participant agrees by submitting this proposal that, should the proposed covered transaction be entered into, it shall not knowingly enter into any lower tier covered transaction with a person who is debarred, suspended, declared ineligible, or voluntarily excluded from participation in this covered transaction, unless authorized by the department or agency entering into this transaction.

g. The prospective primary participant further agrees by submitting this proposal that it will include the clause titled "Certification Regarding Debarment, Suspension, Ineligibility and Voluntary Exclusion-Lower Tier Covered Transaction," provided by the department or agency entering into this covered transaction, without modification, in all lower tier covered transactions and in all solicitations for lower tier covered transactions.

h. A participant in a covered transaction may rely upon a certification of a prospective participant in a lower tier covered



transaction that is not debarred, suspended, ineligible, or voluntarily excluded from the covered transaction, unless it knows that the certification is erroneous. A participant may decide the method and frequency by which it determines the eligibility of its principals. Each participant may, but is not required to, check the nonprocurement portion of the "Lists of Parties Excluded From Federal Procurement or Nonprocurement Programs" (Nonprocurement List) which is compiled by the General Services Administration.

i. Nothing contained in the foregoing shall be construed to require establishment of a system of records in order to render in good faith the certification required by this clause. The knowledge and information of participant is not required to exceed that which is normally possessed by a prudent person in the ordinary course of business dealings.

j. Except for transactions authorized under paragraph f of these instructions, if a participant in a covered transaction knowingly enters into a lower tier covered transaction with a person who is suspended, debarred, ineligible, or voluntarily excluded from participation in this transaction, in addition to other remedies available to the Federal Government, the department or agency may terminate this transaction for cause or default.

\*\*\*\*\*

#### **Certification Regarding Debarment, Suspension, Ineligibility and Voluntary Exclusion--Primary Covered Transactions**

1. The prospective primary participant certifies to the best of its knowledge and belief, that it and its principals:

a. Are not presently debarred, suspended, proposed for debarment, declared ineligible, or voluntarily excluded from covered transactions by any Federal department or agency;

b. Have not within a 3-year period preceding this proposal been convicted of or had a civil judgement rendered against them for commission of fraud or a criminal offense in connection with obtaining, attempting to obtain, or performing a public (Federal, State or local) transaction or contract under a public transaction; violation of Federal or State antitrust statutes or commission of embezzlement, theft, forgery, bribery, falsification or destruction of records, making false statements, or receiving stolen property;

c. Are not presently indicted for or otherwise criminally or civilly charged by a governmental entity (Federal, State or local) with commission of any of the offenses enumerated in paragraph 1b of this certification; and

d. Have not within a 3-year period preceding this application/proposal had one or more public transactions (Federal, State or local) terminated for cause or default.

2. Where the prospective primary participant is unable to certify to any of the statements in this certification, such prospective participant shall attach an explanation to this proposal.

\*\*\*\*\*

**2. Instructions for Certification - Lower Tier Covered Transactions:** (Applicable to all subcontracts, purchase orders and other lower tier transactions of \$25,000 or more - 49 CFR 29)

a. By signing and submitting this proposal, the prospective lower tier is providing the certification set out below.

b. The certification in this clause is a material representation of fact upon which reliance was placed when this transaction was entered into. If it is later determined that the prospective lower tier participant knowingly rendered an erroneous certification, in addition to other remedies available to the Federal Government, the department, or agency with which this transaction originated may pursue available remedies, including suspension and/or debarment.

c. The prospective lower tier participant shall provide immediate written notice to the person to which this proposal is submitted if at any time the prospective lower tier participant learns that its certification was erroneous by reason of changed circumstances.

d. The terms "covered transaction," "debarred," "suspended," "ineligible," "primary covered transaction," "participant," "person," "principal," "proposal," and "voluntarily excluded," as used in this clause, have the meanings set out in the Definitions and Coverage sections of rules implementing Executive Order 12549. You may contact the person to which this proposal is submitted for assistance in obtaining a copy of those regulations.

e. The prospective lower tier participant agrees by submitting this proposal that, should the proposed covered transaction be entered into, it shall not knowingly enter into any lower tier covered transaction with a person who is debarred, suspended, declared ineligible, or voluntarily excluded from participation in this covered transaction, unless authorized by the department or agency with which this transaction originated.

f. The prospective lower tier participant further agrees by submitting this proposal that it will include this clause titled "Certification Regarding Debarment, Suspension, Ineligibility and Voluntary Exclusion-Lower Tier Covered Transaction," without modification, in all lower tier covered transactions and in all solicitations for lower tier covered transactions.

g. A participant in a covered transaction may rely upon a certification of a prospective participant in a lower tier covered transaction that is not debarred, suspended, ineligible, or voluntarily excluded from the covered transaction, unless it knows that the certification is erroneous. A participant may decide the method and frequency by which it determines the eligibility of its principals. Each participant may, but is not required to, check the Nonprocurement List.

h. Nothing contained in the foregoing shall be construed to require establishment of a system of records in order to render in good faith the certification required by this clause. The knowledge and information of participant is not required to exceed that which is normally possessed by a prudent person in the ordinary course of business dealings.

i. Except for transactions authorized under paragraph e of these instructions, if a participant in a covered transaction knowingly enters into a lower tier covered transaction with a person who is suspended, debarred, ineligible, or voluntarily excluded from participation in this transaction, in addition to other remedies available to the Federal Government, the department or agency with which this transaction originated may pursue available remedies, including suspension and/or debarment.

\*\*\*\*\*

**Certification Regarding Debarment, Suspension,  
Ineligibility and Voluntary Exclusion--Lower Tier  
Covered Transactions:**

1. The prospective lower tier participant certifies, by submission of this proposal, that neither it nor its principals is presently debarred, suspended, proposed for debarment, declared ineligible, or voluntarily excluded from participation in this transaction by any Federal department or agency.

2. Where the prospective lower tier participant is unable to certify to any of the statements in this certification, such prospective participant shall attach an explanation to this proposal.

\*\*\*\*\*

**XII. CERTIFICATION REGARDING USE OF  
CONTRACT FUNDS FOR LOBBYING**

(Applicable to all Federal-aid construction contracts and to all related subcontracts which exceed \$100,000 - 49 CFR 20)

1. The prospective participant certifies, by signing and submitting this bid or proposal, to the best of his or her knowledge and belief, that:

a. No Federal appropriated funds have been paid or will be paid, by or on behalf of the undersigned, to any person for influencing or attempting to influence an officer or employee of any

Federal agency, a Member of Congress, an officer or employee of Congress, or an employee of a Member of Congress in connection with the awarding of any Federal contract, the making of any Federal grant, the making of any Federal loan, the entering into of any cooperative agreement, and the extension, continuation, renewal, amendment, or modification of any Federal contract, grant, loan, or cooperative agreement.

b. If any funds other than Federal appropriated funds have been paid or will be paid to any person for influencing or attempting to influence an officer or employee of any Federal agency, a Member of Congress, an officer or employee of Congress, or an employee of a Member of Congress in connection with this Federal contract, grant, loan, or cooperative agreement, the undersigned shall complete and submit Standard Form-LLL, "Disclosure Form to Report Lobbying," in accordance with its instructions.

2. This certification is a material representation of fact upon which reliance was placed when this transaction was made or entered into. Submission of this certification is a prerequisite for making or entering into this transaction imposed by 31 U.S.C. 1352. Any person who fails to file the required certification shall be subject to a civil penalty of not less than \$10,000 and not more than \$100,000 for each such failure.

3. The prospective participant also agrees by submitting his or her bid or proposal that he or she shall require that the language of this certification be included in all lower tier subcontracts, which exceed \$100,000 and that all such recipients shall certify and disclose accordingly.

**LOUISIANA**  
**DEPARTMENT OF TRANSPORTATION AND DEVELOPMENT**  
**REQUIRED CONTRACT PROVISIONS FOR**  
**DBE PARTICIPATION IN FEDERAL AID CONSTRUCTION CONTRACTS**  
**(DBE GOAL PROJECT)**

**A. AUTHORITY AND DIRECTIVE:** The Code of Federal Regulations, Title 49, Part 26 (49 CFR Part 26) as amended and the Louisiana Department of Transportation and Development's (DOTD) Disadvantaged Business Enterprise (DBE) Program are hereby made a part of and incorporated by this reference into this contract. Copies of these documents are available, upon request, from DOTD Compliance Programs Office, P. O. Box 94245, Baton Rouge, LA 70804-9245.

**B. POLICY:** It is the policy of the DOTD that it shall not discriminate on the basis of race, color, national origin, or sex in the award of any United States Department of Transportation (US DOT) financially assisted contracts or in the administration of its DBE program or the requirements of 49 CFR Part 26. The DOTD shall take all necessary and reasonable steps under 49 CFR Part 26 to ensure nondiscrimination in the award and administration of US DOT assisted contracts. The DBE program, as required by 49 CFR Part 26 and as approved by US DOT, is incorporated by reference in this agreement. Implementation of this program is a legal obligation and failure to carry out its terms shall be treated as a violation of this agreement. Upon notification of failure to carry out the approved DBE program, the US DOT may impose sanctions as provided for under 49 CFR Part 26 and may in appropriate cases, refer the matter for enforcement under 18 U.S.C. 1001 and/or the Program Fraud Civil Remedies Act of 1986 (31 U.S.C.3801 et seq.).

**C. DBE OBLIGATION:** The contractor, subrecipient or subcontractor shall not discriminate on the basis of race, color, national origin, or sex in the performance of this contract. The contractor shall carry out applicable requirements of 49 CFR Part 26 in the award and administration of US DOT assisted contracts. Failure by the contractor to carry out these requirements is a material breach of this contract, which may result in the termination of this contract or such other remedy as the DOTD deems appropriate.

The preceding policy and DBE obligation shall apply to this contract and shall be included in the requirements of any subcontract. Failure to carry out the requirements set forth therein shall constitute a breach of contract and, after notification by DOTD, may result in termination of the contract, a deduction from the contract funds due or to become due the contractor or other such remedy as DOTD deems appropriate. The contractor is encouraged to use the services offered by banks in the community which are owned and controlled by minorities or women when feasible and beneficial. The term DBE is inclusive of women business enterprises (WBE) and all obligations applicable to DBE shall apply to firms certified and listed as WBE.

**D. FAILURE TO COMPLY WITH DBE REQUIREMENTS:** All contractors and subcontractors are hereby advised that failure to carry out the requirements set forth above shall constitute a breach of contract and, after notification by DOTD may result in rejection of the bid; termination of the contract; a deduction from the contract funds due or to become due the contractor; or other such remedy as DOTD deems appropriate. Failure to comply with the DBE requirements shall include but not be limited to failure to meet the established goal and/or failure to submit documentation of good faith efforts; failure to exert a reasonable good faith effort (as determined by DOTD) to meet established goals; and failure to realize the DBE participation set forth on approved Form CS-6AAA and attachments. Failure to submit Form CS-6AAA and attachments and/or reasonable good faith efforts' documentation within the specified time requirements will result in the Department taking the actions specified in Heading G(6) below. The utilization of DBE is in addition to all other equal opportunity requirements of the contract. The contractor shall include the provisions in Sections B, C and D of these provisions in subcontracts so that such provisions will be binding upon each subcontractor, regular dealer, manufacturer, consultant, or service agency.

**E. ELIGIBILITY OF DBE:** The DOTD has included as part of the solicitation of bids a current list containing the names of firms that have been certified as eligible to participate as DBE on US DOT assisted contracts. This list is not an endorsement of the quality of performance of the firm but is simply an acknowledgment of the firm's

eligibility as a DBE. This list indicates the project numbers and letting date for which this list is effective. Only DBE listed on this list may be utilized to meet the established DBE goal for these projects.

**F. COUNTING DBE PARTICIPATION TOWARD DBE GOALS:** DBE participation toward attainment of the goal will be credited on the basis of total subcontract prices agreed to between the contractor and subcontractors for the contract items or portions of items being sublet as reflected on Form CS-6AAA and attachments, in accordance with the DOTD DBE Program, and the following criteria.

(1) Credit will only be given for use of DBE that are certified by the Louisiana Unified Certification Program. Certification of DBE by other agencies is not recognized.

(2) The total value of subcontracts awarded for construction and services to an eligible DBE is counted toward the DBE goal provided the DBE performs a commercially useful function. The contractor is responsible for ensuring that the goal is met using DBE that perform a commercially useful function.

The contractor shall operate in a manner consistent with the guidelines set forth in the DOTD DBE Program. A commercially useful function is performed when a DBE is responsible for the execution of a distinct element of work by actually managing, supervising, and performing the work in accordance with standard industry practices except when such practices are inconsistent with 49 CFR Part 26 as amended, and the DOTD DBE Program, and when the DBE receives due compensation as agreed upon for the work performed. To determine whether a DBE is performing a commercially useful function, the DOTD shall evaluate the work subcontracted in accordance with the DOTD DBE Program, industry practices and other relevant factors. When an arrangement between the contractor and the DBE represents standard industry practice, if such arrangement erodes the ownership, control or independence of the DBE, or fails to meet the commercially useful function requirement, the contractor will not receive credit toward the goal.

(3) A DBE prime contractor may count only the contract amount toward DBE participation for work he/she actually performs and for which he/she is paid. Any subcontract amounts awarded to certified DBE by a DBE prime will also be credited toward DBE participation provided the DBE subcontractor performs a commercially useful function.

(4) A contractor may count toward the DBE goal 100 percent of verified delivery fees paid to a DBE trucker. The DBE trucker must manage and supervise the trucking operations with its own employees and use equipment owned by the DBE trucker. No credit will be counted for the purchase or sale of material hauled unless the DBE trucker is also a DOTD certified DBE supplier. No credit will be counted unless the DBE trucker is an approved subcontractor.

(5) A contractor may count toward the DBE goal that portion of the dollar value with a joint venture equal to the percentage of the ownership and control of the DBE partner in the joint venture. Such crediting is subject to a favorable DOTD review of the joint venture agreement to be furnished by the apparent low bidder before award of the contract. The joint venture agreement shall include a detailed breakdown of the following:

- a. Contract responsibility of the DBE for specific items of work.
- b. Capital participation by the DBE.
- c. Specific equipment to be provided to the joint venture by the DBE.
- d. Specific responsibilities of the DBE in the control of the joint venture.
- e. Specific manpower and skills to be provided to the joint venture by the DBE.
- f. Percentage distribution to the DBE of the projected profit or loss incurred by the joint venture.

(6) A contractor may count toward the DBE goal only expenditures for materials and supplies obtained from DBE suppliers and manufacturers in accordance with the following:

a. The DBE supplier assumes actual and contractual responsibility for the provision of materials and supplies.

b. The contractor may count 100 percent of expenditures made to a DBE manufacturer provided the DBE manufacturer operates or maintains a factory or establishment that produces on the premises the materials or supplies obtained by the contractor.

c. The contractor may count 60 percent of the expenditures to DBE suppliers who are regular dealers but not manufacturers, provided the DBE supplier performs a commercially useful function in the supply process including buying the materials or supplies, maintaining an inventory, and selling materials regularly to the public. Dealers in bulk items such as steel, cement, aggregates and petroleum products are not required to maintain items in stock, but they must own or operate distribution equipment. The DBE supplier shall be certified as such by DOTD.

d. A DBE may not assign or lease portions of its supply, manufactured product, or service agreement without the written approval of the DOTD.

(7) A contractor may count toward the DBE goal reasonable expenditures to DBE firms including fees and commissions charged for providing a bona fide service; fees charged for hauling materials unless the delivery service is provided by the manufacturer or regular dealer as defined above; and fees and commissions for providing any bonds or insurance specifically required for the performance of the contract.

(8) The contractor will not receive credit if the contractor makes direct payment to the material supplier. However, it may be permissible for a material supplier to invoice the contractor and DBE jointly and be paid by the contractor making remittance to the DBE firm and material supplier jointly. Prior approval by DOTD is required.

(9) The contractor will not receive credit toward the DBE goal for any subcontracting arrangement contrived to artificially inflate the DBE participation.

**G. AWARD DOCUMENTATION AND PROCEDURE:** This project has specific DBE goal requirements set forth in the Special Provision for DBE Participation in Federal Aid Construction Contracts. The bidder by signing this bid certifies that:

(1) The goal for DBE participation prescribed in the special provisions shall be met or exceeded and arrangements have been made with certified DBE or good faith efforts made to meet the goal will be demonstrated.

(2) Affirmative actions have been taken to seek out and consider DBE as potential subcontractors. Bidders shall contact DBE to solicit their interest, capability, and prices in sufficient time to allow them to respond effectively, and shall retain, on file, proper documentation to substantiate their good faith efforts.

(3) Form CS-6AAA and "Attachment to Form CS-6AAA" and, if necessary, documentation of good faith efforts shall be submitted within 10 business days following the opening of bids to the DOTD Compliance Programs Office. Submittals shall be personally delivered and date and time stamped into the DOTD Compliance Programs Office by the close of business, 10 business days after opening of bids; or mailed to the DOTD Compliance Programs Office by certified mail, return receipt requested and post marked by the 10th business day after the opening of bids. A business day is defined as a normal working day of DOTD.

Should a bidder protest or appeal any matter regarding the bidding or award of a contract in accordance with Subsection 102.13 of the 2006 Standard Specifications (Subsection 102.13 of the 2000 Louisiana Standard Specifications) after the scheduled time of bid opening, the Compliance Programs Section will immediately suspend the ten day requirement for submission of the CS-6AAA and Attachments until further notice and will notify all parties involved of the suspension. Once the protest has been resolved the

Compliance Programs Section will notify the low bidder and issue a date for submission of the CS-6AAA and Attachments.

All attachments to Form CS-6AAA shall include:

- a. The names of DBE subcontractors that will actually participate in meeting the contract goal; and
- b. A complete description of the work to be performed by the DBE including the specific items or portions of items of work, quantities, and unit price(s) of each item; and
- c. The total dollar value of each item that can be credited toward the contract goal; and
- d. Any assistance to be provided to the DBE; and
- e. The original signature of each DBE and the contractor attesting that negotiations are in progress and that it is the intention of the parties to enter into a subcontract within 60 calendar days from the time the contract is finalized between the contractor and DOTD.

It shall be the bidder's responsibility to ascertain the certification status of designated DBEs. An extension of time for submittal of Form CS-6AAA and Attachments will not be granted beyond the stated time. Questionable technical points will be cleared with the DOTD Compliance Programs Office within the time period allowed. If the documentation required is not provided in the time and manner specified, DOTD will take the actions specified in Heading (6) below.

(4) If the apparent low bidder is not able to meet the DBE goal, the DBE firms that can meet a portion of the goal shall be listed on the form CS-6AAA. Form CS-6AAA and attachments shall be completed and submitted in accordance with Heading (3) above 10 business days after opening of bids. Form CS-6AAA shall indicate the DBE participation which has been secured along with documentation of good faith efforts. The apparent low bidder shall document and submit justification stating why the goal could not be met and demonstrate the good faith efforts as shown in Section J.

The DOTD's evaluation of good faith efforts in the pre-award stage will focus only on efforts made prior to submittal of the bid. For consideration, good faith efforts shall include the requirements listed in these provisions as well as other data the contractor feels is relevant.

(5) Form CS-6AAA and attachments, and documentation of good faith efforts, when appropriate, will be evaluated by DOTD in the selection of the lowest responsible bidder. The information provided shall be accurate and complete. The apparent low bidder's proposed attainment of the DBE goal and/or demonstration of good faith efforts will be considered in the award of the contract.

(6) An apparent low bidder's failure, neglect, or refusal to submit Form CS-6AAA and attachments committing to meet or exceed the DBE goal and/or documentation of good faith efforts, shall constitute just cause for forfeiture of the proposal guarantee and the DOTD rejecting the bid, pursuing award to the next lowest bidder, or re-advertising the project. The original apparent low bidder will not be allowed to bid on the project should readvertisement occur.

The apparent low bidder shall forfeit the proposal guarantee unless the bidder can show that the reason for not meeting the requirements given in these DBE Provisions was beyond the bidder's control. The DOTD DBE Oversight Committee will review the bidder's reasons for not meeting these DBE Provisions and will decide if the reasons are sufficient to allow return of the proposal guarantee.

(7) The bidder has the right to appeal the DOTD's findings and rulings to the DOTD Chief Engineer. The bidder may present information to clarify the previously submitted documentation. The decision rendered by the DOTD Chief Engineer will be administratively final. There shall be no appeal to the US DOT. If the DOTD Chief Engineer does not rule in favor of the original apparent low bidder, the new apparent low bidder shall submit, in detail, its subsequent proposed DBE participation within 14 calendar days after notification.

(8) Agreements between the bidder and the DBE, whereby the DBE agrees not to provide subcontracting quotations to other bidders, are prohibited.

#### **H. POST AWARD COMPLIANCE**

(1) If the contract is awarded on less than full DBE goal participation, such award will not relieve the contractor of the responsibility to continue exerting good faith efforts. The contractor shall submit documentation of good faith efforts with requests to sublet prior to approval of subcontracting work being performed on the project.

(2) The contractor shall establish a program which will effectively promote increased participation by DBE in the performance of contracts and subcontracts. The contractor shall also designate and make known to the DOTD a liaison officer who will be responsible for the administration of the contractor's DBE program.

(3) The contractor shall enter into subcontracts or written agreements with the DBE identified on Form CS-6AAA and attachments for the kind and amount of work specified. The subcontracting requirements of the contract will apply. The contractor shall submit copies of subcontracts or agreements with DBE to DOTD upon request.

(4) The contractor shall keep each DBE informed of the construction progress schedule and allow each DBE adequate time to schedule work, stockpile materials, and otherwise prepare for the subcontract work.

(5) At any point during the project when it appears that the scheduled amount of DBE participation may not be achieved, the contractor shall provide evidence demonstrating how the goal will be met.

(6) If the contractor is unable to demonstrate to the DOTD's satisfaction that it failed to achieve the scheduled DBE participation due to reasons other than quantitative underruns or elimination of items contracted to DBE and that good faith efforts have been used to obtain the scheduled contract participation, the DOTD may withhold an amount equal to the difference between the DBE goal and the actual DBE participation achieved as damages.

(7) When the DOTD has reason to believe the contractor, subcontractor, or DBE may not be operating in compliance with the terms of these DBE provisions, to include, but not be limited to the encouragement of fronting, brokering, or not providing a commercially useful function, the DOTD will conduct an investigation of such activities with the cooperation of the parties involved. If the DOTD finds that any person or entity is not in compliance, the DOTD will notify such person or entity in writing as to the specific instances or matters found to be in noncompliance.

At the option of the DOTD, the person or entity may be allowed a specified time to correct the deficiencies noted and to achieve compliance. In the event that the person or entity cannot achieve compliance, or fails or refuses to do so, the DOTD reserves the right to initiate administrative action against the contractor which may include but not be limited to terminating the contract; withholding a percentage of the contractor's next partial payment equal to the shortfall amount until corrective action is taken; or other action the DOTD deems appropriate. The contractor has the right to appeal the DOTD's finding and rulings to the DOTD Chief Engineer.

The contractor may present additional information to clarify that previously submitted. Any new information not included in the original submittal will not be used in the final determination. The decision rendered by the DOTD Chief Engineer will be administratively final.

(8) To ensure that the obligations under subcontracts awarded to subcontractors are met, the DOTD will review the contractor's efforts to promptly pay subcontractors for work performed in accordance with the executed subcontracts. The contractor shall promptly pay subcontractors and suppliers, including DBE, their respective subcontract amount within 14 calendar days after the contractor receives payment from DOTD for the items satisfactorily performed by the subcontractors in accordance with Louisiana Revised Statute 9:2784. The contractor shall provide the DBE with a full accounting to include quantities paid and

deductions made from the DBE's partial payment at the time the check is delivered. Retainage may not be held by the contractor. Delay or postponement of payment to the subcontractor may be imposed by the contractor only when there is evidence that the subcontractor has failed to pay its labor force and suppliers for materials received and used on the project. Delay or postponement of payment must have written approval by the Project Engineer. Failure to promptly pay subcontractors or to release subcontractors' retainage shall constitute a breach of contract and after notification by the DOTD may result in (1) a deduction from the contract funds due or to become due the contractor, (2) disqualification of a contractor as non-responsive, or (3) any other such remedy under the contract as DOTD deems appropriate. All subcontracting agreements made by the contractor shall include the current payment to subcontractors provisions as incorporate in the contract. All disputes between contractors and subcontractors relating to payment of completed work or retainage shall be referred to the DBE Oversight Committee. Members of the DBE Oversight Committee are: the Deputy Chief Engineer,; the DOTD Compliance Programs Director; and a FHWA Division Representative.

(9) The contractor shall meet the requirements of Subsection 108.01 Subletting of Contract, and shall submit DOTD Forms OMF-1A, Request to Sublet and OMF-2A, Subcontractor's EEO Certification. These forms shall be approved by DOTD before any subcontract work is performed.

(10) DOTD reserves the right to withhold any partial payment from the contractor when it is determined that a DBE is not performing a commercially useful function or that achievement of the goal is in jeopardy. Payment may be withheld in the amount of the DBE goal that is in jeopardy until either the contractor submits to DOTD a revised plan for achieving the contract goal and the plan is approved, or the DBE goal amount in question has been met.

(11) The DOTD will monitor the contractor's DBE involvement during the contract, the level of effort by the contractor in meeting or exceeding the goal requirements in the contract, the contractor's attempts to do so, and the efforts in soliciting such involvement. If, at the completion of the project, the contractor has failed to meet the DBE goal and has not demonstrated good faith efforts or obtained a waiver or reduction of the goal, DOTD will withhold an amount equal to the difference between the DBE goal and the actual DBE participation achieved as damages.

## **I. SUBSTITUTIONS OF DBE FIRMS AFTER AWARD**

(1) The contractor shall conform to the scheduled amount of DBE participation.

(2) Contract items designated to be performed by the DBE on Form CS-6AAA and attachments shall be performed by the designated DBE or DOTD approved substitute. Substitutions of named DBE shall be approved in writing by the DOTD Compliance Programs Section. Substituted DBE shall not commence work until the contractor is able to demonstrate that the listed DBE is unable to perform because of default, overextension on other jobs, or other acceptable justification. It is not intended that a contractor's ability to negotiate a more advantageous contract with another subcontractor be considered a valid basis for change. Substitution of DBE will be allowed only when the DBE is unable to perform due to default, overextension on other jobs, or other similar justification. Evidence of good faith efforts exerted by the contractor shall be submitted to DOTD for approval. Pay items of work eliminated from the project will not diminish the contractor's DBE participation.

(3) Under no circumstances will a contractor perform work originally designated to be performed by a DBE without prior written approval from the DOTD Compliance Programs Section.

(4) When a listed DBE is unwilling or unable to perform the items of work specified in the Form CS-6AAA and attachments, the contractor shall immediately notify the DOTD Compliance Programs Section.



When a contractor's request to be relieved of the obligation to use the named DBE results in a DBE Goal shortfall, the contractor shall immediately take steps to obtain another certified DBE to perform an equal amount of allowable credit work or make documented good faith efforts to do so. The new DBE's name and designated work shall be submitted to the DOTD for approval using Form OMF-1A, Request to Sublet, prior to proceeding with the work.

If the contractor is unable to replace a defaulting DBE with another DBE for the applicable item, a good faith effort shall be made to subcontract other items to DBE for the purpose of meeting the goal. The DOTD Compliance Programs Section will determine if the contractor made an acceptable good faith effort in awarding work to DBE firms. Any disputes concerning good faith efforts will be referred to the DBE Oversight Committee. The DOTD Compliance Programs Section may allow a waiver or adjustment of the goal as may be appropriate, depending on individual project circumstances.

**J. GOOD FAITH EFFORTS:** Good faith efforts are required by the contractor when the DBE goals established for a contract are not met, or at anytime during the contract when achievement of the DBE goal is in jeopardy. It is the contractor's responsibility to provide sufficient evidence for DOTD to ascertain the efforts made. The contractor shall demonstrate good faith efforts to maximize participation by DBE prior to award and during the life of the contract. Good faith efforts include personal contacts, follow-ups and earnest negotiations with DBE. DOTD will consider, at a minimum, the following efforts as relevant, although this listing is not exclusive or exhaustive and other factors and types of efforts may be relevant:

(1) Efforts made to select portions of the work to be performed by DBE in order to increase the likelihood of achieving the stated goal. It is the contractor's responsibility to make a sufficient portion of the work available to subcontractors and suppliers and to select those portions of work or materials consistent with the availability of DBE subcontractors and suppliers to assure meeting the goal for DBE participation. Selection of portions of work are required to at least equal the DBE goal in the contract.

(2) Written notification at least 14 calendar days prior to bid opening which solicits a reasonable number of DBE interested in participation in the contract as a subcontractor, regular dealer, manufacturer, or consultant for specific items of work. The contractor shall provide notice to a reasonable number of DBE that their interest in the contract is being solicited, with sufficient time to allow the DBE to participate effectively. The contractor shall seek DBE in the same geographic area from which it generally seeks subcontractors for a given project. If the contractor cannot meet the goal using DBE from the normal area, the contractor shall expand its search to a wider geographic area.

(3) Demonstrated efforts made to negotiate in good faith with interested DBE for specific items of work include:

a. The names, addresses and telephone numbers of DBE contacted. The dates of initial contact and whether initial solicitations of interest were followed-up personally, by mail, or by phone to determine the DBE interest.

b. A description of the information provided to DBE regarding the nature of the work, the plans and specifications and estimated quantities for portions of the work to be performed.

c. A statement of why additional agreements with DBE were not reached.

d. Documentation of each DBE contacted but rejected and the reasons for rejection. All bids and quotations received from DBE subcontractors whether verbal or written, and the contractor's efforts to negotiate a reasonable price shall be submitted. Rejecting a DBE's bid because it was not the lowest quotation received will not be satisfactory reason without an acceptable explanation of how it was determined to be unreasonable. A statement that the DBE's quotation was more than the contractor's bid price for an item or items will not be acceptable.

e. Copies of all bids and quotations received from DBE subcontractors and an explanation of why they were not used.

- f. Scheduling meetings to discuss proposed work or to walk the job-site with DBE.
- g. Informing DBE of any pre-bid conferences scheduled by the DOTD.
- h. Assisting DBE in obtaining bonding, insurance, or lines of credit required by the contractor.
- i. Evidence of DBE contacted but rejected as unqualified, accompanied by reason for rejection based on a thorough investigation of the DBEs capabilities.
- j. Any additional information not included above which would aid the DOTD in evaluation of the contractor's good faith efforts.

(4) The following are examples of actions that will not be accepted as justification by the contractor for failure to meet DBE contract goals:

- a. Failure to contract with a DBE solely because the DBE was unable to provide performance and/or payment bonds.
- b. Rejection of a DBE bid or quotation based on price alone.
- c. Failure to contract with a DBE because the DBE will not agree to perform items of work at the unit price bid.
- d. Failure to contract with a DBE because the contractor normally would perform all or most of the work in the contract.
- e. Rejection of a DBE as unqualified without sound reasons based on a thorough investigation of their capabilities.
- f. Failure to make more than mail solicitations.

**K. RECORD KEEPING REQUIREMENTS:** The contractor shall keep such records as are necessary for the DOTD to determine compliance with the DBE contract obligations. These records shall include the names of subcontractors, including DBE; copies of subcontracts; the type of work being performed; documentation such as canceled checks and paid invoices verifying payment for work, services, and procurement; and documentation of correspondence, verbal contacts, telephone calls, and other efforts to obtain services of DBE. When requested, the contractor shall submit all subcontracts and other financial transactions executed with DBE in such form, manner and content as prescribed by DOTD. The DOTD reserves the right to investigate, monitor and/or review actions, statements, and documents submitted by any contractor, subcontractor, or DBE.

**L. REPORTING REQUIREMENTS:** The contractor shall submit monthly reports on DBE involvement. At the conclusion of each estimate period the contractor shall submit the Form CP-1A, CONTRACTORS MONTHLY DBE PARTICIPATION, to the project engineer to verify actual payments to DBE for the previous month's reporting period. These reports will be required until all DBE subcontracting activity is complete or the DBE Goal has been achieved. Reports are required regardless of whether or not DBE activity has occurred in the monthly reporting period.

Upon completion of all DBE participation, the contractor shall submit the Form CP-2A, DBE FINAL REPORT, to the DOTD Compliance Programs Section with a copy to the project engineer detailing all DBE subcontract payments. When the actual amount paid to DBE is less than the award amount, a complete explanation of the difference is required. If the DBE goal is not met, documentation supporting good faith efforts shall be submitted. Failure to submit the required reports will result in the withholding of partial payments to the contractor until the reports are submitted. All payments due subcontractors which affect DBE goal attainment, including retainage, shall be paid by the contractor before the DOTD releases the payment/performance/retainage bond.

The DOTD reserves the right to conduct an audit of DBE participation prior to processing the final estimate and at any time during the work.

**M. APPLICABILITY OF PROVISIONS TO DBE BIDDERS:** These provisions are applicable to all bidders including DBE bidders. The DBE bidder is required to perform at least 50 percent of the work of the contract with its own work force in accordance with the terms of the contract, normal industry practices, and the DOTD DBE Program. If the DBE bidder sublets any portion of the contract, the DBE bidder shall comply with provisions regarding contractor and subcontractor relationships. A DBE prime contractor may count only the contract amount toward DBE participation for work that he/she actually performs and any amounts awarded to other certified DBE subcontractors that perform a commercially useful function.

**FORM CS-6AAA**  
**BIDDERS ASSURANCE OF DBE PARTICIPATION**

<b>S.P.#</b>	<b>Contract Amount: \$</b>
<b>F.A.P.#</b>	<b>DBE Goal Percentage</b>
<b>Letting Date:</b>	<b>DBE Goal Dollar Value: \$</b>

By its signature affixed hereto, the contractor assures the DOTD that one of the following situations exists (check only one box):

- ☐ The project goal will be met or exceeded.  
☐ A portion of the project goal can be met, as indicated below. Good faith effort documentation is attached. DBE Goal Participation Amount \_\_\_\_\_ % \$ \_\_\_\_\_

The contractor certifies that each firm listed is currently on the DBE list as maintained by DOTD and is certified for the items of work shown on the attachment(s). The contractor having assured that the goal for DBE participation prescribed in the special provisions will be met or exceeded, or that the portion of the DBE goal will be met or exceeded, attests that negotiations are in progress or complete and that a subcontract(s) will be executed with the firm(s) listed below within 60 calendar days after award of contract.

NAME OF DBE FIRM(S)	INTENDED SUBCONTRACT PRICE <sup>1</sup>

<sup>1</sup>For supplier list only the value of the subcontract that can be credited toward the DBE goal. This amount shall be equal to the amount shown for the supplier on the Attachment to Form CS-6AAA. Details are listed on the attachment(s) to Form CS-6AAA.

The contractor assessed the capability and availability of named firm(s) and sees no impediment to prevent award of subcontract(s) as described on the attachments.

The contractor shall evaluate the subcontract work or services actually performed by the DBE to ensure that a commercially useful function is being served in accordance with the Required Contract Provisions for DBE Participation in Federal Aid Construction Contracts. The contractor understands that no credit toward the DBE goal will be allowed for DBE that do not perform a commercially useful function. The contractor has a current copy of the DOTD DBE Program Implementation Guide which details the methods of operation that are acceptable on projects containing DBE goals. Copies of this guide may be obtained by calling the DOTD Compliance Programs Section at (225) 379-1382.

<b>NAME OF CONTRACTOR</b>	
<b>AUTHORIZED SIGNATURE</b>	
<b>TYPED OR PRINTED NAME</b>	
<b>TITLE</b>	
<b>CONTRACTOR'S DBE LIAISON OFFICER (typed or printed name)</b>	
<b>PHONE NUMBER</b>	
<b>DATE</b>	<b>TAX ID#</b>

06/08

## ATTACHMENT TO FORM CS-6AAA

Contractor shall submit a separate attachment for each DBE listed on Form CS-6AAA.

S.P.#	F.A.P.#
NAME OF DBE	
PHONE #	CONTACT PERSON:

Fully describe the work to be performed (furnish materials and install, labor only, supply only, manufacture, hauling, etc.), quantity, unit price, and dollar value for each item to be subcontracted to the DBE listed below.

ITEM NO.	QUANTITY/UNIT PRICE/DESCRIPTION OF WORK TO BE PERFORMED	S VALUE

Describe the types of assistance, if any, the contractor will provide to any DBE on this project.

The contractor and DBE subcontractor attest that a subcontract will be executed for the items of work listed above. The contractor acknowledges that it will only receive credit toward the DB goal if the subcontractor performs a commercially useful function. The DBE understands that it is responsible for performing a commercially useful function.

DBE CONTRACTOR'S SIGNATURE	
TYPED OR PRINTED NAME	
TITLE	
DATE	TAX ID#
PRIME CONTRACTOR'S SIGNATURE	
TYPED OR PRINTED NAME	
TITLE	
DATE	

06/08

**LOUISIANA DEPARTMENT OF TRANSPORTATION AND DEVELOPMENT**  
**FORM CP-1A**  
**CONTRACTOR'S MONTHLY DBE PARTICIPATION**

STATE PROJECT NO.	CONTRACTOR:	
FEDERAL AID PROJECT NO.		
ESTIMATE NO.	REPORT PERIOD: _____ TO _____	

DOTD CERTIFIED DBE SUBCONTRACTOR OR SUPPLIER	ITEMS PERFORMED AND PAID THIS ESTIMATE PERIOD	AMOUNT PAID THIS MONTH <sup>1</sup>	TOTAL PAID TO DATE <sup>1</sup>

<sup>1</sup>For suppliers, list total amount paid and the 60 percent value counted toward the goal.

This report covers the previous estimate period and shall be submitted to the Project Engineer with the current month's pay estimate. Estimates will be withheld until required form is submitted. Questions should be directed to the DOTD Compliance Programs Section at (225) 379-1382.

The Contractor certifies that the above amounts were paid to the listed DBEs and that documentation of these payments is available for inspection.

Project Engineer has reviewed this form. \_\_\_\_\_ (Signature of Project Engineer).

Authorized Signature
Typed or Printed Name
Title
Phone No.
Date

06/08

**FORM CP-2A**

STATE PROJECT NO.FEDERAL PROJECT NO.PARISH(ES)DBE GOAL AMOUNT: \$

**CONTRACT AMOUNT: \$**

**LETTING DATE:**

**CONTRACTOR:**

**DOTD CERTIFIED DBE  
SUBCONTRACTOR OR SUPPLIER**

**ITEMS PERFORMED AND PAID**

**TOTAL DOLLAR AMOUNT  
PAID TO SUB OR SUPPLIER (60%)**

This is to certify that \$\_\_\_\_\_

**Authorized Signature**

**Typed or Printed Name**

**Title:**Date: \_\_\_\_\_

State of

Subscribed and sworn to, before me, this,

day of  
AD 30

**Notary Public**

**My commission expires:**

06/08

GENERAL DECISION: LA20080012 02/08/2008 LA12

Date: February 8, 2008

General Decision Number: LA20080012 02/08/2008

Superseded General Decision Number: LA20070033

State: Louisiana

Construction Types: Highway

Counties: Allen, Assumption, Avoyelles, Beauregard, Bienville, Caldwell, Cameron, Catahoula, Claiborne, Concordia, De Soto, East Carroll, East Feliciana, Evangeline, Franklin, Grant, Iberia, Iberville, Jackson, Jefferson Davis, La Salle, Lincoln, Madison, Morehouse, Natchitoches, Pointe Coupee, Red River, Richland, Sabine, St Helena, St Mary, Tangipahoa, Tensas, Union, Vermilion, Vernon, Washington, West Carroll, West Feliciana and Winn Counties in Louisiana.

HIGHWAY CONSTRUCTION PROJECTS (does not include building structures in rest area projects)

Modification Number	Publication Date
0	02/08/2008

SULA2004-016 08/03/2004

	Rates	Fringes
Carpenter (including formbuilding/formsetting).....	\$ 11.55	1.85
Cement Mason/Concrete Finisher.....	\$ 11.26	
Electrician (including traffic signal wiring and installation).....	\$ 12.00	
Ironworker, Reinforcing .....	\$ 10.69	
Laborers		
Asphalt Raker.....	\$ 8.12	
General including landscape/erosion.....	\$ 8.07	
Guardrail.....	\$ 8.22	
Mason Tender.....	\$ 8.46	
Pipelayer.....	\$ 8.19	
Striping/Pavement Marker including paint striping and attachment of reflector buttons.....	\$ 7.91	
Traffic Control including flagger, sign placement, barricades, and cones.....	\$ 7.95	
Piledriverman.....	\$ 11.87	
Power Equipment Operators		
Asphalt Distributor.....	\$ 8.84	
Asphalt Paving Machine.....	\$ 12.23	
Asphalt Screed.....	\$ 10.50	



Asphalt/Aggregate Spreader..	\$ 10.11
Backhoe/Excavator.....	\$ 10.96
Bobcat/Skid Loader.....	\$ 10.33
Broom Sweeper.....	\$ 8.70
Bulldozer.....	\$ 11.87
Concrete Saw.....	\$ 12.46
Crane.....	\$ 13.63
Front End Loader.....	\$ 9.62
Grade Checker.....	\$ 9.00
Mechanic.....	\$ 13.67
Milling/Cold Planing Machine including rotomill and CMI cutter.....	\$ 11.65
Motor Grader/Blade.....	\$ 11.23
MTV/Shuttlebuggy.....	\$ 10.14
Oiler.....	\$ 10.20
Post Driver including guardrails.....	\$ 12.21
Roller.....	\$ 9.68
Scraper.....	\$ 10.93
Stabilizer.....	\$ 9.85
Trackhoe.....	\$ 11.92
Tractor.....	\$ 9.49
Truck drivers	
Dump (all types).....	\$ 8.56
Flatbed.....	\$ 9.86
Lowboy.....	\$ 11.02
Pickup including paint truck	\$ 9.30
Tack.....	\$ 9.61
Trailer.....	\$ 10.00
Water.....	\$ 9.27

-----

WELDERS - Receive rate prescribed for craft performing  
operation to which welding is incidental.

=====

Unlisted classifications needed for work not included within  
the scope of the classifications listed may be added after  
award only as provided in the labor standards contract clauses  
(29CFR 5.5 (a) (1) (ii)).

-----

In the listing above, the "SU" designation means that rates  
listed under the identifier do not reflect collectively  
bargained wage and fringe benefit rates. Other designations  
indicate unions whose rates have been determined to be  
prevailing.

-----

#### WAGE DETERMINATION APPEALS PROCESS

1.) Has there been an initial decision in the matter? This can  
be:

- \* an existing published wage determination
- \* a survey underlying a wage determination
- \* a Wage and Hour Division letter setting forth a position on a wage determination matter
- \* a conformance (additional classification and rate) ruling

On survey related matters, initial contact, including requests for summaries of surveys, should be with the Wage and Hour Regional Office for the area in which the survey was conducted because those Regional Offices have responsibility for the Davis-Bacon survey program. If the response from this initial contact is not satisfactory, then the process described in 2.) and 3.) should be followed.

With regard to any other matter not yet ripe for the formal process described here, initial contact should be with the Branch of Construction Wage Determinations. Write to:

Branch of Construction Wage Determinations  
Wage and Hour Division  
U.S. Department of Labor  
200 Constitution Avenue, N.W.  
Washington, DC 20210

2.) If the answer to the question in 1.) is yes, then an interested party (those affected by the action) can request review and reconsideration from the Wage and Hour Administrator (See 29 CFR Part 1.8 and 29 CFR Part 7). Write to:

Wage and Hour Administrator  
U.S. Department of Labor  
200 Constitution Avenue, N.W.  
Washington, DC 20210

The request should be accompanied by a full statement of the interested party's position and by any information (wage payment data, project description, area practice material, etc.) that the requestor considers relevant to the issue.

3.) If the decision of the Administrator is not favorable, an interested party may appeal directly to the Administrative Review Board (formerly the Wage Appeals Board). Write to:

Administrative Review Board  
U.S. Department of Labor  
200 Constitution Avenue, N.W.  
Washington, DC 20210

4.) All decisions by the Administrative Review Board are final.

=====

END OF GENERAL DECISION

STATE PROJECT NOS. 002-03-0040, 051-04-0019, 051-05-0009 and 744-42-004  
F.A.P. NO. 4203(505)  
TECHNICAL SPECIFICATIONS

**NS-ENH-08000 – HANDRAILS (ADA)**

**NS-ENH-08000.01 DESCRIPTION.** This work consists of constructing handrails for ADA compliance as shown on the plans. Handrails shall meet the guidelines set forth in the American with Disabilities Act Accessibility Guidelines (ADAAG), Latest Edition.

**NS-ENH-08000.02 SAMPLES AND SHOP DRAWINGS.**

- A. Prior to the fabrication of materials or the installation of work, the Contractor shall submit samples and shop drawings in compliance with the contract documents.
- B. Samples and shop drawings shall be submitted with sufficient time allowed for checking, resubmittal and rechecking.
- C. Submittals shall be in sufficient time to prevent any delay in fabrication, delivery, erection or installation of the effected items and contiguous work.
- D. Substitutions: Substitutions of items, or modifications of details, or both, shall be made only when approved.
- E. Responsibility for Errors: The Contractor shall be responsible for all errors of detailing, fabrication, and for the correct fitting of all members.
- F. Although such work is not specifically shown or specified, all supplementary or miscellaneous items, appurtenances and devices incidental to or necessary for a sound, secure and complete installation shall be furnished and installed as part of this work.
- G. Unless otherwise indicated, the manufacturer's printed specifications for the specific item shall govern the work.

**NS-ENH-08000.03 COMPLIANCE WITH INDUSTRY AND STANDARD SPECIFICATIONS.** The Contractor shall cooperate with and coordinate his work with that of all other trades. The Contractor shall supply all equipment and labor necessary for a complete handrail system as directed by the plans and specifications. Any material or operation specified by reference to published specifications noted in these specifications shall comply with the current (latest edition) specification or standard listed.

**NS-ENH-08000.03 MATERIALS.**

**Structural Steel Shapes, Plates and Miscellaneous Steel Items:** Shall conform to ASTM A36. Unfinished bolts and anchor bolts used in conjunction with structural steel shall conform to ASTM A307. Welding of structural steel shall be in accordance with American Welding Society Standard D1.0. Welding electrodes shall be series E70 conforming to AWS A5.1.

**Aluminum and Stainless Steel Bolts:** Aluminum bolts shall be Alloy 2024-T4. Stainless steel bolts shall conform to ASTM A320.

**NS-ENH-08000.04 DISSIMILAR MATERIALS.**

- A. Aluminum to Dissimilar Metals: Where aluminum surfaces come in contact with metals other than stainless steel, zinc, white bronze of small area or other metals compatible with aluminum, keep aluminum surfaces from direct contact with such parts by (1) painting the dissimilar metal with a prime coat of zinc-chromate primer or other suitable primer, followed by one or two coats of aluminum metal and masonry paint or other suitable protective coating, excluding those containing lead pigmentation, (2) painting the dissimilar metal with a coating of heavy bodied bituminous paint, (3) a good quality chalking placed between aluminum

**TECHNICAL SPECIFICATIONS**

- and dissimilar metal, or (4) a non-absorptive tape or gasket. Steel anchors and connecting members may be hot dip galvanized or zinc plated after fabrication.
- B. Drainage from Dissimilar Metals: Paint dissimilar metals if used in locations where drainage from them passes over aluminum.
  - C. Aluminum to Masonry: Paint aluminum surfaces in contact with lime mortar, concrete, or other masonry materials with alkaline-resistant coatings, such as heavy-bodied bituminous paint or water-white methacrylate lacquer.
  - D. Expansion and Contraction: Aluminum work shall be designed and anchored so that the work will not be distorted nor the fasteners overstressed from the expansion and contraction of the metal.
  - E. Temporary Protection: Aluminum surfaces requiring protection against lime mortar stains, discoloration, surface abrasion and other construction abuses shall be suitable protected.
  - F. Finish: Aluminum shall be mill finished unless otherwise specified or finished as standard with the manufacturer.
  - G. Protective Coating: Apply two sprayed coats of water-white methacrylate lacquer having a total minimum thickness of .0006" which when applied to the aluminum surface shall be capable of withstanding the action of lime mortar for a period of at least one week in an atmosphere of 100% relative humidity at 100°F., the action of 10% (by weight) muriatic acid for a period of six hours at 70°F., and the action of atmospheric weathering for a period of 12 months. The coating shall be applied in the manufacturer's plant to be exposed surfaces of all components. Before application of lacquer, the manufacturer shall remove all fabrication compounds, moisture, dirt accumulations and other foreign materials to insure proper lacquer adhesion.
  - H. Cleaning: Upon completion, the Contractor shall clean all aluminum work in accordance with the manufacturer's recommendations. Leave aluminum work in a satisfactory condition approved by the Engineer.

**NS-ENH-08000.05 ALUMINUM HANDRAILS AND STAIRRAILS.**

- A. WELDING: Qualify welding processes and welding operators in accordance with AWS "Standard Qualification Procedure".
- B. FIELD MEASUREMENTS shall be taken prior to preparation of shop drawings and fabrication, where possible, to ensure proper fitting of the work. However, do not delay job progress; allow for trimming and fitting wherever the taking of field measurements before fabrication might delay the work.
- C. INSERTS AND ANCHORAGES shall be set in concrete or built into masonry for the installation of the handrails and railings work. Provide setting drawings, templates, instructions and directions for installation of anchorage devices. Coordinate delivery with other work to avoid delay.
- D. SHOP ASSEMBLY: Preassemble items in the shop to greatest extent possible, so as to minimize field splicing and assembly of units at the project site. Disassemble units only to the extent necessary for shipping and handling limitations. Clearly mark units for reassembly and coordinated installation.
- E. MATERIALS - GENERAL: For the fabrication of handrails and railings which will be exposed to view, use only materials which are smooth and free of surface blemishes including pitting, seam marks, roller marks, rolled trade names and

**TECHNICAL SPECIFICATIONS**

roughness. Remove such blemishes by grinding, or by welding and grinding, prior to leaning, treating and application of surface finishes.

F. Aluminum bars, rods, shapes and tubes, ASTM B221:

Alloy 6063-T832 for pipe

Alloy 6061-T4, ASTM B209 for sheet

Alloy 214, ASTM B108 for cast fittings

Alloy 6061-T6 or 6063-T6 for sleeves

Alloy 2024-T4 for fasteners

G. Aluminum pipe shall be standard Schedule 40 pipe.

**NS-ENH-08000.06 FABRICATION.**

- A. Form exposed work true to line and level with smooth, long radius bends, accurate angles and surfaces and straight sharp edges. Ease exposed edges to a radius of approximately 1/32 inch unless otherwise shown. Use Flush type fittings with joints pinned or welded and welds ground smooth or pressure type fittings with flush joints. Form bent-metal corners to the smallest radius possible without causing grain separation or otherwise impairing the work. Secure rails with flange or bar fittings and bolts.
- B. Weld corners and seams continuously and in accordance with the recommendation of AWS. Grind exposed welds smooth and flush, to match and blend with adjoining surfaces.
- C. Form exposed connections flush, smooth, hairline joints, using concealed fasteners wherever possible. Use exposed fasteners of the type shown, or if not shown, use Phillips flathead (countersunk) screws or bolts.
- D. Provide for anchorage of the type shown, coordinated with the supporting structure. Fabricate and space anchoring devices as shown and as required to provide adequate support.
- E. Pipe railings shall be custom fabricated to dimensions and details shown, with smooth bends and welded joints ground smooth and flush. Railings shall be 1 1/2 in. inside diameter aluminum. Where details are not shown, horizontal rails shall be at 18 inches and 42 inches above floor, or 18 inches and 34 inches above stair tread measured vertically at stair riser line.
- F. Brackets and Anchors. Provide brackets and anchors for railing posts and for handrail supports. Furnish inserts and sleeves as required for anchorage to concrete or masonry work.
- G. Fit exposed ends of pipe handrails with finials. Provide removable sections as shown on drawings.

**NS-ENH-08000.07 INSTALLATION.**

- A. Furnish setting drawings, diagrams, templates, instructions and directions for the installation of anchorages, such as concrete inserts, anchor bolts and miscellaneous items having integral anchors, which are to be embedded in concrete or masonry construction. Coordinate the delivery of such items to the project site.
- B. Provide anchorage devices and fasteners where necessary for securing handrails and railings to in-place construction.

**TECHNICAL SPECIFICATIONS**

- C. Perform all cutting, drilling and fitting required for installation. Set the work accurately in location, alignment and elevation, plumb, level, true and free of rack, measured from established lines and levels. Provide temporary bracing or anchors in form work for items which are to be built into concrete, masonry or similar construction.
- D. Fit exposed connections accurately together to form tight hairline joints. Weld connections which are not to be left as exposed joint, but cannot be shop welded because of shipping size limitation. Grind joints smooth.
- E. Adjust railings prior to securing in place to ensure proper matching at butting joints and correct alignment throughout their length. Space posts not more than 8' on centers, unless otherwise shown. Plumb posts in each direction. Secure posts and rail ends to building construction.
- F. Posts set in concrete shall be set in pipe sleeves anchored into concrete. Sleeves shall be of galvanized, standard weight, steel pipe, not less than 6" long, and having an inside diameter not less than 1/2" greater than the outside diameter of the inserted pipe post. Provide steel plate closure secured to the bottom of the sleeve and of width and length not less than 1" greater than the outside diameter of the sleeve. That part of each post which sets in sleeve shall be coated as described in NS-ENH-08000.04, Dissimilar Materials.  
After the posts have been inserted into the sleeves, fill the annular space between pipe and sleeve solid with molten lead or sulphur or quick-setting hydraulic cement. Cover anchorage joint with a round steel flange welded to the post.
  - (1) Products offered by manufacturers to comply with the requirements for hydraulic cement include the following:
    - Embeco; Master Builder's.
    - Ferrolith G; Sonneborn Bldg. Products, Inc.
    - Por-Rok; Halemite Mfg. Co. or equal.
- G. Secure handrails to walls by means of wall brackets, and wall return fitting at handrail ends. Provide brackets with not less than 3" projection from the finish wall surface to the center of the pipe handrails, and with the wall plate portion of the bracket drilled to receive one 3/8" bolt. Locate brackets not more than 60" o.c. Provide flush-type wall return fittings with the same projection as that specified for wall brackets. Secure wall brackets and wall return fittings to building construction as follows:
  - (1) For concrete and solid masonry anchorage, use bolt anchor expansion shields and lag bolts.
  - (2) For hollow masonry, use toggle bolts having square heads.
- H. For coating aluminum where in contact with dissimilar metal or concrete see NS-ENH-08000.04, Dissimilar Materials.

**NS-ENH-08000.08 SUBMITTALS.**

- A. Manufacturer's Data, Handrails and Railings. For information only, submit 2 copies of manufacturer's specifications, dimension diagrams, anchor details and installation instructions for products to be used in the fabrication of handrails and railings, including prime paint products. Indicate by transmittal that copy of instructions has been distributed to the Installer.

**STATE PROJECT NOS. 002-03-0040, 051-04-0019, 051-05-0009 and 744-42-004**  
**F.A.P. NO. 4203(505)**  
**TECHNICAL SPECIFICATIONS**

- B. Shop Drawings, Handrails and Railings. Submit 3 samples of each type of aluminum finish, including welded connections, not less than 6" long. Samples will be reviewed for color and texture only. Compliance with all other requirements is the exclusive responsibility of the Contractor.

**NS-ENH-08000.09 MEASUREMENT.** Handrails shall be measured per linear foot along the rail installed. Measurement will include all materials, labor, equipment, and incidentals to fabricate and install a complete handrail system as shown on the plans.

**NS-ENH-08000.10 PAYMENT.** Payment for handrails shall be made at the contract unit price per linear foot, which includes all materials, labor, equipment, and incidentals to complete the item. Payment shall be made under:

<u>Item No.</u>	<u>Pay Item</u>	<u>Pay</u>
<u>Unit</u>		
NS-ENH-08000	Handrails (ADA)	Linear
Foot		

**NS-ENH-09000 – IRRIGATION SYSTEM (COMPLETE AND INSTALLED)**

**NS-ENH-09000.01 DESCRIPTION.** This item shall consist of water pipe and fittings, together with, valves, valve boxes, etc. necessary to construct the water irrigation system for the project. Included shall be the furnishing and installation of all materials, testing and disinfecting, in accordance with these specifications and in conformity with the lines and grades given.

This item shall include, in the bid prices per unit requested, the cost of common excavation and backfill, the cost of furnishing and installing all trench bracing, and the material for and the making of all joints.

**NS-ENH-09000.02 LOCATION OF LINES.** The approximate location of lines, valves, etc., has been indicated on the plans as being within the street, highway or easement rights-of-way. Final location of the various items of construction shall be established in the field by the Engineer. All costs not specifically listed as a pay item shall be included in the price bid for the item of which the costs are a part.

**NS-ENH-09000.03 LAYOUT OF WORK.** The Contractor shall, at his own expense layout the work. The Contractor shall coordinate his activities with the Engineer, and the location of all lines, structures, appurtenances, etc., shall be subject to his concurrence prior to beginning construction.

**NS-ENH-09000.04 MATERIAL GENERAL.** The pipe and other materials shall be of the type called for on the plans, in the Proposal and/or in the Special Conditions and shall be in accordance with the following appropriate requirements.

**NS-ENH-09000.05 UNIFORM MATERIAL TYPES.** Each type of material, such as pipe, valves, fittings, service assemblies, etc., shall be supplied by a single manufacturer throughout the project. Once he begins the project with material of a given type, the Contractor shall complete the project, including all change orders, with material of the original type unless otherwise approved by the Engineer.

**TECHNICAL SPECIFICATIONS**

**NS-ENH-09000.06 PIPE SHIPPING AND DELIVERY.** The pipe manufacturer shall take the necessary steps in handling and shipping the pipe as not to injure the pipe. Polyvinyl chloride plastic pipe (P.V.C.) shall be stacked into bundles (sized that the Contractor can unload one bundle at a time) and the bundle shall be securely banded together with adequate wood boards around the bundle to protect it during shipment. The bundles shall then be stacked on the truck or rail bed for shipment to the job site. The load of bundles shall be securely attached to the shipping bed to prevent unnecessary stresses during transportation. Smaller sizes of P.V.C. pipe may be placed inside larger diameter pipe which is bundled as specified above.

**NS-ENH-09000.07 HANDLING OF ALL PIPE.** The Contractor shall handle all pipe with handling and hauling equipment as not to injure the pipe. Any pipe pushed off the truck bed will be rejected. Adequate equipment shall be used by the Contractor to remove the pipe from the truck bed and string it along the trench location.

If the pipe is to be stockpiled before it is strung along the trench the Contractor shall stack the pipe on a level site in neat stacks. P.V.C. pipe shall be stacked in the bound bundles that the pipe was shipped in and the bundles shall not be broken up until the stringing operation is started.

**NS-ENH-09000.08 PVC PIPE, JOINTS, FITTINGS (SDR) (PR).**

- (A) PIPE: All polyvinyl chloride (PVC) pipe which is specified by Standard Dimension Ratio (SDR) or pressure rating class (PR) shall conform to ASTM D 2241. SDR PVC pipe shall be extruded from clean virgin resin which conforms to ASTM D 1784, Class 12454-B (PVC 1120). PVC pipe shall have an integral bell with a locked in gasket.

All pipe shall have the manufacturer's trade name, the NSF seal of approval, the SDR, the internal pressure rating, and ASTM designation D 2241 conspicuously marked on each length of pipe. Pipe shall be SDR 26 unless otherwise specified.

- 1) Class 160: SDR 26 PVC pipe shall have a minimum internal pressure rating of 160 psig @ 73EF.
  - 2) Class 200: SDR 21 PVC pipe shall have a minimum internal pressure rating of 200 psig @ 73EF.
- (B) JOINTS: Unless otherwise specified, push-on type joints shall be furnished. Solvent weld joints will be allowed only where specifically shown on the plans or called for in the proposal form. Solvent weld joints on 2" Class 160 SDR 26 will not be allowed.
- 1) BELL END PUSH-ON JOINTS: Bell end push-on joints having one elastomeric gasket per joint of pipe shall comply with ASTM D3139 and ASTM F477.
  - 2) PUSH-ON COUPLINGS: Pipe whose joints consist of couplings having two elastomeric gaskets per joint shall comply with ASTM D3139 and ASTM F477.



**TECHNICAL SPECIFICATIONS**

- 3) SOLVENT CEMENT COUPLINGS: Schedule 40 PVC socket couplings which comply with ASTM D 3036 may be used provided one coupling per joint of pipe is factory installed by the pipe manufacturer.
  - 4) SOLVENT CEMENT BELL ENDS: Solvent cement bell pipe joints shall conform to ASTM D 2672.
- (C) FITTINGS: Ductile iron fittings shall be used on pipe sizes 6" and larger. PVC fittings shall be used on pipe 4" and smaller. PVC fittings shall be made from the same resin type meeting ASTM D 1784 as the pipe resin. PVC fittings shall be marked with the NSF seal of approval.

Fittings shall be pressure rated equal to or greater than the pipe on which they are installed.

The wall thickness of PVC fittings shall be such that the SDR of the fitting at any point shall not exceed the SDR of the pipe. Fittings shall be of a joint type identical to the joints of the pipe on which they are installed.

- 1) DUCTILE IRON PUSH-ON FITTINGS: Ductile iron push-on fittings shall comply with applicable portions of ANSI/AWWA C153/A21.53 (4" through 16") or C110/A21.10 (18" through 48") and ANSI 21.11 and shall be coal tar coated and cement mortar lined in accordance with ANSI A21.4.
  - 2) DUCTILE IRON MECHANICAL JOINT FITTINGS: The use of ductile iron mechanical joint fittings will be allowed provided the fitting is equipped with transition gaskets. The transition gaskets shall be of the type specifically recommended by and furnished by the fitting manufacturer for use on steel pipe size o.d. PVC pipe. Transition gaskets shall be equal to Clow #F6340. Ductile iron mechanical joint fittings shall comply with ANSI/AWWA C153/A21.53 (4" through 16") or ANSI/AWWA C110/A21.10 (18" through 48") and ANSI A21.11 and shall be coal tar coated and cement mortar lined in accordance with ANSI A21.4.
  - 3) PVC PUSH-ON FITTINGS: PVC push-on fittings shall comply with ASTM D3139, ASTM D 1599, and ASTM F-477.  
  
PVC push-on fittings shall be "Upp-Tite" as manufactured by Bartech, or an approved equal.
  - 4) PVC SOLVENT CEMENT FITTINGS: PVC SOLVENT CEMENT fittings shall be SCH 40 complying with ASTM D 2466, or SCH 80 complying with ASTM D 2467.
- (D) SOLVENT CEMENT: PVC solvent cement shall comply with ASTM D 2564 and shall be recommended by and supplied by the manufacturer of the pipe on which it is used.

**NS-ENH-09000.09 SCHEDULE 40 AND 80 PVC PIPE JOINTS AND FITTINGS.**

TECHNICAL SPECIFICATIONS

- (A) SCHEDULE 40 AND 80 PVC PIPE: PVC pipe which is specified by schedule number shall comply with ASTM D 1785. PVC pipe shall be extruded from clean virgin resin which conforms to ASTM D 1784, Class 12454-B (PVC 1120). All pipe shall be marked at intervals not less than 5 feet with manufacturer's name or trade mark, the NSF seal of approval, the schedule number and the ASTM designation D 1785. Pipe shall be SCH 40 unless otherwise specified.
- (B) PIPE JOINTS: Pipe joints shall be as specified in paragraph S-002.12(B) of this specification with the exception that solvent cement joints on all pipe sizes will be acceptable.
- (C) FITTINGS: Fittings shall be as specified in paragraph S-002.12(C) of this specification with the exception that threaded PVC fittings will be acceptable. Fittings shall be pressure rated equal to or greater than the pipe on which they are installed.

Schedule 40 PVC solvent cement fittings shall comply with ASTM D 2466. Schedule 80 PVC solvent cement fittings shall comply with ASTM D 2467. Threaded fittings shall be schedule 80 and shall comply with ASTM D 2464.

**NS-ENH-09000.10 AWWA PVC PIPE, JOINTS AND FITTINGS.**

- (A) AWWA PVC PIPE: All PVC pipe which is specified by AWWA pressure class shall conform to AWWA C900 (4" through 12") or AWWA C905 (14" through 36"). Unless otherwise specified the pipe shall be DR 18 Class 150 cast iron pipe size (CL 150 CIPS).
- (B) PIPE JOINTS: Pipe joints complying with AWWA C 900 and C 905 shall be one of the following types:
  - 1) Integral wall-thickened bell
  - 2) Integral sleeve-reinforced bell
- (C) FITTINGS: Fittings shall be ductile iron push-on type or mechanical joint type complying with ANSI/AWWA C153/A21.53 (4" through 16") or ANSI/AWWA C110/A21.10 (18" through 48") and ANSI A21.11.

Fittings shall be coal tar coated and cement mortar lined in accordance with ANSI A21.4. Fittings shall be pressure rated equal to or greater than the pipe on which they are installed.

**NS-ENH-09000.11 POLYETHYLENE SERVICE PIPE AND TUBING 3/4" AND 1".**  
Service pipe and tubing size 3/4" and 1" shall be polyethylene (P.E.) type 3408 and shall comply with AWWA C901.

- (A) I.D. BASE P.E. PIPE: Unless otherwise shown on the plans and/or called for on the proposal form, 3/4" and 1". Service lines shall be I.D. base P.E. pressure pipe, DR 7.0, pressure Class 160 psi.

## TECHNICAL SPECIFICATIONS

- (B) O.D. BASE P.E. TUBING: Where specifically shown on the plans and/or called for on the proposal form, 3/4" and 1" service lines shall be P.E. pressure tubing, DR 9.0, pressure Class 160 psi.
- (C) INSERT STIFFENERS: Service pipe and tubing ends to be installed with compression type fittings and connections shall be fitted with a stainless steel insert stiffener of the correct size for the service pipe or tubing.

**NS-ENH-09000.12 SERVICE ASSEMBLY THRU 1".** The service assembly shall consist of the service saddle, corporation stop, meter stop, meter, meter coupling, and meter box.

- (A) SERVICE SADDLES: Service saddles shall be all bronze and shall be the following or an equal approved by the Engineer:

<u>Main Size &amp; Type</u>	<u>Muller</u>	<u>Other</u>
SDR PVC 2"-6"	H 13420 thru H 13431	Clow Vega #3401
SDR PVC 8"	H 13433	Clow Vega #3401
C.I., or	H 16123 thru	Christy 1022
CIPS PVC 4"-12"	H 16137	

- (B) CORPORATION STOPS: Corporation stops shall be of the conventional plug valve type, shall have corporation stop threads, shall comply with AWWA C800 and shall be Mueller "Insta-Tite" #H 15005 or Ford "Pack-Joint" #F 1001, or an equal approved by the Engineer.
- (C) METER STOPS: Meter stops shall be of the permanently lubricated plug or ball valve type and shall be Mueller #H 14331 or Ford #BM63-332(3/4") or Ford #BM63-444(1"), or an equal approved by the Engineer.
- (D) WATER METER: All water service meters shall comply with AWWA C 700, except where amended hereby.

The meter shall be of the magnetic drive hermetically sealed register with disc or piston type design. The register shall be of the odometer type reading in U.S. gallons, complete with test index circle with a heat treated glass. The meter shall have an all bronze housing with bronze housing bolts, and a bronze hinged register cover. When the meter furnished requires special keys to remove the register, two keys shall be furnished to the Owner.

All meters shall be accurate when operating at the following flow rates:

<u>Meter Size</u> (inches)	<u>Safe Operating Capacity</u> (G.P.M.)
5/8 x 3/4	20
3/4	30
	I-10

**STATE PROJECT NOS. 002-03-0040, 051-04-0019, 051-05-0009 and 744-42-004**  
**F.A.P. NO. 4203(505)**  
**TECHNICAL SPECIFICATIONS**

1	50
1 x 13	50
12	100

All meters furnished for this project shall be of the same make and manufacture.

- (E) METER COUPLINGS: Meter couplings shall be Mueller #H 10890 or Ford #SPM-2 (3/4") or SPM-3 (1").
- (F) METER BOX: Meter boxes shall be one of the following types at the option of the Contractor unless otherwise specified in the special provisions. Meter box lids shall be furnished without locks.
- 1) CAST IRON METER BOX: Cast iron meter boxes shall be Ford Meter Box Company, or an approved equal as follows:

<u>Meter Size</u>	<u>Cast Iron Meter Box</u>
5/8" x 3/4"	Ford "Yokebox" #YL161-233
3/4"	Ford "Crescent Box" #3
1"	Ford "Crescent Box" #4

- 2) CONCRETE METER BOX: Concrete meter boxes shall be as manufactured by Hollifield Water Works Machinery Company, Inc., or an approved equal as follows:

<u>Meter Size</u>	<u>Concrete Meter Box</u>
5/8" x 3/4"	Hollifield #5/8 x 3/4
3/4"	Hollifield #5/8 x 3/4
1"	Hollifield #1

Concrete meter boxes shall have a reinforced concrete cover with a cast iron reading lid hinged to cover with a brass pin.

- 3) PLASTIC METER BOX: Plastic meter boxes shall be as manufactured by Polyfoam Industries, Greenville, Texas, or an approved equal as follows:

<u>Meter Size</u>	<u>Plastic Meter Box</u>
5/8" x 3/4"	Polyfoam "Mark II" with cast iron reading lid
3/4"	Polyfoam 17" w/C.I. cover
1"	Polyfoam 17" w/C.I. cover

**NS-ENH-09000.13 SERVICE ASSEMBLY LARGER THAN 1".** Service assemblies larger than 1" shall be as detailed on the Drawings, Special Conditions or Proposal Form.

TECHNICAL SPECIFICATIONS

**NS-ENH-09000.14 TAPPING SLEEVES.** Tapping sleeves shall be cast iron 200 psig working pressure as follows:

	<u>Mueller</u>	<u>Clow</u>
For CI or CIPS PVC	H 615	F 5205
For SDR PVC		F 6342
or an approved equal.		

**NS-ENH-09000.15 SERVICE ASSEMBLIES WITH REGULATOR.** The service assemblies with regulator shall consist of the service assembly, curb stop, close nipple, service regulator with wye strainer, adaptor, saddle support and meter box.

1. Service Assemblies With Regulator (Thru 1"):
  - (a) Service Assembly: The service assembly shall be as specified in NS-ENH-09000.16.
  - (b) Curb Stops: Curb stops shall be Mueller #H-15171 or Ford #BM61-333(3/4") or #BM61-444(1"), or an equal approved by the Engineer.
  - (c) Close Nipple: Close nipples shall be Schedule 40 galvanized iron.
  - (d) Service Regulator With Wye Strainer: Service regulator shall be Watts U5B with stainless steel strainer, or an equal approved by the Engineer. Regulators shall comply with Section 1211.9 of the Louisiana State Plumbing Code, latest revision.
  - (e) Adaptor: Adaptor shall be male I.P.T. X Compression Mueller #H-15429 or an equal approved by the Engineer.
  - (f) Saddle Support: Saddle support shall be as detailed on Sheet "Standard Details for Water Systems".
  - (g) Meter Box: Meter box shall be as specified in paragraph 200-2.13(F) and shall be the same type furnished for the service assembly.
2. Service Assemblies With Regulator (Larger Than 1"): Service assemblies with regulator larger than 1" shall be as detailed on the Drawings, Special Conditions, or Proposal Form.

**NS-ENH-09000.16 GATE VALVES AND TAPPING VALVES.**

- (A) GENERAL: All gate valves and tapping valves shall be manufactured in compliance with the "Standard Specifications for Gate Valves for Ordinary Water Works Service", Designation C500 of the American Water Works Association, or the latest revision thereof.

**TECHNICAL SPECIFICATIONS**

The disc shall be designed so that they shall be forced against the seats by wedges or other suitable device after the valve is closed. All gate valves shall operate so that the valve will open when turning the operating nut in a counter-clockwise direction. All gate valves buried underground shall have a non-rising stem with operating nut and cast iron valve box. All gate valves shall be designed for a minimum working pressure of 150 pounds per square inch and shall be capable of withstanding an internal hydrostatic pressure of 300 pounds per square inch. Buried gate valves shall have stems equipped with the standard (2" square) wrench nut. Gate valves installed above ground shall be equipped with hand wheels. One (1) valve wrench suitable to open and close all gate valves in this project shall be supplied to the Owner.

- (B) GATE VALVE 1-1/2" AND SMALLER: Gate valves 1-1/2 inches or smaller shall be iron body, with bronze trim or bronze body. The valves shall be of the screwed end type.
- (C) GATE VALVES 2 TO 14 INCHES: Gate valves 2 to 14 inches inclusive shall be installed in an upright position and shall have mechanical joint or push-on ends unless otherwise specified. The valves shall be iron body, with bronze trim, double disc, parallel seat, and shall have "O" ring seals.

**NS-ENH-09000.17 CHECK VALVES:**

- (A) GENERAL: All check valves shall be of the type shown on the plans and shall conform to the following specifications.
- (B) STANDARD SWING CHECK VALVE: All standard swing type check valves shall be equipped with an external lever and weight unless otherwise specified. All standard swing type check valves shall be Mueller A-2600 series, Clow F-5382, or approved equal.

**NS-ENH-09000.18 ATMOSPHERIC VACUUM BREAKERS:** The atmospheric vacuum breakers assembly shall be a model 188A as manufactured by Watts or approved equal. The vacuum breaker assembly shall be located such that any water that drips from the assembly shall not interfere with sidewalk traffic or drainage and shall not damage any adjacent fixtures or facilities.

Atmospheric Vacuum Breaker must be installed a minimum of 6 inches above the highest point of the downstream piping. No shut off valves can be installed downstream of the vacuum breaker assembly. Valves shall be secured with a Hot Box Model 1 or approved equal. Concrete pad shall be sized according to manufacturer's specification to fit the respective enclosure.

**NS-ENH-09000.19 VALVE BOXES.** Valve boxes shall be cast iron of the two-piece screw type with an inside diameter not less than 53". The valve boxes shall be adjustable in length and the lid shall have the word "water" embossed on the top.

The box shall be installed flush with the ground or street surface and shall be supported by a 2' diameter concrete foundation as shown on the drawings. The box shall be suitable for the depth-

**TECHNICAL SPECIFICATIONS**

of-bury of the valve on which it is installed. Contractor's compensation will not be based on length of the valve box.

The valve box shall be Mueller #H-10360, Clow #F-2454, or an approved equal.

**NS-ENH-09000.20 CONSTRUCTION METHODS GENERAL.** This part of the work includes installation of water mains, fittings, valves, valve boxes and appurtenances; excavation and backfill of trenches; cutting and replacing walks and roadway surfacing; and other miscellaneous items necessary to complete and make ready for operation a complete water distribution system.

**NS-ENH-09000.21 COOPERATION WITH UTILITY OFFICIALS.** The Contractor's attention is directed to the fact that his work will be performed in the close proximity of existing utilities, streets, drainage structures, etc. The Contractor shall at all times cooperate with the various utility and street officials and shall notify the appropriate personnel prior to excavation in areas where known utilities are located.

**NS-ENH-09000.22 EXCAVATION OF TRENCH AND BACKFILL.** Excavations, preparation of trenches, and backfill shall be in accordance with AWWA C600, except where amended by these Specifications. Excavation shall be such that the pipe will have no less than 30 inches of minimum cover (measured from top of trench to top of the barrel of the pipe).

A minimum horizontal separation of six feet shall be maintained between all water mains and services and any sewer mains. All water mains and services crossing sewer mains shall have a minimum vertical separation of 18 inches. All distances shall be measured from outside of pipe to outside of pipe.

**NS-ENH-09000.23 OBSTRUCTION OF STREETS, PREMISES, ETC.** All material shall be placed so as to interfere as little as possible with public travel. At street crossings and other points as directed by the Engineer, trenches shall be bridged in a manner so as to prevent any serious interruption of public travel; the closure of both sides of a double roadway to vehicular traffic will not be permitted except by special permission. Special care must be taken to give free access at all times to all fire hydrants, water valves, fire alarm boxes and Police Department and Fire Department driveways.

In case the Contractor shall fail to keep open streets, sidewalks, approaches to premises, etc., and shall refuse or neglect to open them within twelve (12) hours after written notification by the Owner; or shall the Contractor fail to afford proper and necessary access to fire hydrants, water valves, fire alarm boxes or Police Department or Fire Department driveways, and shall neglect or refuse to afford such access within one (1) hour of receiving oral or written notice to do so, the Owner shall be and is hereby authorized and empowered to put on such force as may be necessary and to do this work, deducting the actual cost thereof from any money which may be due or may become due the Contractor.

**NS-ENH-09000.24 CONFLICT WITH SURFACE OBSTRUCTION.** All shade trees, shrubbery, utility poles, etc., within the right-of-way provided shall be protected and any building or structure which may be endangered during the work shall be shored up and otherwise

**STATE PROJECT NOS. 002-03-0040, 051-04-0019, 051-05-0009 and 744-42-004**  
**F.A.P. NO. 4203(505)**  
**TECHNICAL SPECIFICATIONS**

protected. Any properties disturbed or damaged by the Contractor shall be restored to its original conditions. No additional compensation will be made for this corrective work.

**NS-ENH-09000.25 CONFLICT WITH SUBSURFACE OBSTRUCTIONS.** The Contractor shall anticipate all underground obstructions such as waterlines, gas lines, sewer lines, utility lines, concrete and debris. Any such lines or obstructions indicated on the plans show only the approximate location and must be verified in the field by the Contractor. Neither the Owner nor the Engineer implies or guarantees the exact location of any existing underground utility; however, the Owner and Engineer will endeavor to familiarize the Contractor with all known underground obstructions.

The Contractor shall take the necessary precautions not to injure any gas or water pipe, sewer, drain or service pipes connected therewith or conduits or other underground structures, and the Contractor must repair or have repaired at once, at his own cost, any public or private structure or pipe damaged by or in the course of his work. Should the Contractor fail to repair or have repaired such damage or injury within a reasonable time, the Owner may after 24 hours written notice, have such repairs made and deduct the cost thereof from any amounts due or to become due the Contractor.

The Contractor shall assume all risks and be responsible for all expense and damage attending the presence or proximity of any gas or water pipes, sewers, drains, conduits, or other underground structures where such pipes or other structures cross the trench or appear in the trench in such a manner as not to demand their rearrangement or realignment. The Contractor's risks and responsibilities shall also apply to such structures as are approximately parallel with or adjacent to but outside of said trench.

The Contractor shall uncover known subsurface obstructions in advance of construction so that the method of avoiding same may be determined before pipe laying reaches the obstruction.

Should any pipe or other obstruction (so located as to interfere with the work) be encountered, the Contractor shall at once notify the Engineer of the locality and circumstances and the place shall be passed over until satisfactory arrangements are made.

Should the obstruction parallel the trench the Engineer may require the Contractor to offset or realign his pipeline to miss the obstruction. This realignment may be made by the use of fittings, pipe deflection and/or manholes as the case may dictate.

When the pipeline is offset to miss an obstruction no claim for damages or extra compensation shall accrue to the Contractor from the presence of such pipe or other obstruction or from any delay due to its presence. However, should there be a change in quantity of any established pay item due to this relocation, the Contractor shall be paid for these changes at the unit price bid.

Where subsurface obstructions cross the trench, the Contractor will be permitted to lay pipe above the obstruction if a minimum amount of cover can be maintained while providing a cushion between the bottom of the pipe and the top of the obstruction at least 6 inches thick.



**STATE PROJECT NOS. 002-03-0040, 051-04-0019, 051-05-0009 and 744-42-004**  
**F.A.P. NO. 4203(505)**  
**TECHNICAL SPECIFICATIONS**

Where this minimum cover cannot be obtained, the Contractor will be required to lay the pipe under the obstruction and maintain a 6 inch cushion between the top of the pipe and the bottom of the obstruction. No additional payment will be made for additional depth or over depth mains required to miss an obstruction. Should the location or position of such obstruction within the limits of the trench be such, in the opinion of the Engineer, as to require removal, realignment or change of the obstruction in order that the work may proceed, such removal, realignment or change shall be without expense to the Contractor. When, however, such obstruction shall come within the limits of the excavation for the work as located by the Engineer, such pipe, conduit, or other obstruction shall be stripped or uncovered by the Contractor, at his own expense, as constituting a part of his work in excavating. No claim for damages or extra compensation shall accrue to the Contractor for any delay due to the presence and adjustment of the obstructions.

The Engineer will in all cases be the judge of the necessity or expediency of any change or rearrangement of any underground structures which may interfere with the construction of the work under this contract.

**NS-ENH-09000.26 HANDLING AND DISPOSAL OF WATER.** The Contractor shall pump, bail, or otherwise remove any water which may be found or may accumulate in the excavations, trenches, etc., and shall perform all work necessary to keep them clear of water while the work is in progress. The cost of removing water by pumping or otherwise shall be included in the prices bid for the various items of the work; unless a specific bid item is asked for such. The Contractor shall keep his completed work reasonably free of water and shall completely remove all of it for the purpose of installations, inspections, etc.

The Contractor shall prevent any of his work from obstructing any drainage ditch, canal, etc., unless special permission is obtained.

**NS-ENH-09000.27 SHEETING AND BRACING.** Wherever necessary for protection of workmen, for security of adjacent utilities or structures, for stability of trench, or for proper installation and operation of water pipe, the Contractor shall secure the trench to his satisfaction, to the extent of requiring close sheeting, or sheet piling and suitable bracing, including all nails, spikes and other fastenings.

Where the sheeting for a pipe is driven no lower than the top of the pipe, such sheeting may be withdrawn, provided that no sheeting is withdrawn until the trench has been refilled as hereinafter provided to a point not less than two (2) feet above the crown of the pipe. Where it is necessary to drive sheeting below the top of the pipe, such sheeting shall be driven down to a point not less than two (2) feet below the bottom of the pipe and properly braced. Bracing above the pipe shall be placed as to allow at least one (1) foot clear space between the bottom of the bracing and the top of the pipe. All sheeting and bracing may be removed after the trench has been backfilled at least two (2) feet above the top of the pipe.

The Contractor will be paid by separate pay item for all sheeting and bracing left in place at the written direction of the Engineer. The cost of all sheeting and bracing not required to be left in

TECHNICAL SPECIFICATIONS

place shall be included in the price bid for pipe of each size and depth, and the Contractor will receive no additional compensation therefore.

**NS-ENH-09000.28 LOCATION OF AND CONNECTION TO EXISTING WATER SYSTEMS.**

- (A) GENERAL: The attention of the Contractor is directed to the fact that existing water mains or service lines will have to be tapped, cut, "killed", relocated, tied together and otherwise adjusted to completely perform all work required for this project.

These lines presently serve the residents of the area, and the Contractor shall not be permitted to indiscriminately shut off service in these lines. The Contractor shall cooperate with the Owner in order that lack of service will be reduced to a minimum. The Contractor shall arrange with representatives of the Owner and the Engineers for a mutually acceptable time when service can be discontinued in the various sections of the system.

The general location, size and type of existing utilities have been taken from existing maps and/or surveys.

The size of pipe indicated is the nominal diameter and the Contractor shall be responsible for obtaining the correct outside diameter of the pipe before ordering any valves, fittings, tapping sleeves, etc., to assure a proper fit.

- (B) LOCATION OF EXISTING UTILITIES: The approximate location of all of all existing utilities has been shown on the drawings and the final location of all tie-ins, taps, etc. shall be approved by the Engineer.

The Contractor shall be responsible for physically locating all existing pipe and appurtenances. No additional compensation shall be paid for such work, but shall be included in the various pay items established for such work.

- (C) TAPPING OR CONNECTING TO EXISTING MAINS: Where tapping sleeves and valves are called for on the plans the connection shall be effected without interrupting service of the existing mains.

Where plans call for "connect (size) to existing (size)" mains the Contractor may cut-in to the existing main. The Contractor shall prosecute the work in such a manner as to minimize the interruption of service to the Owner's customers.

These two items of work are separate and independent, with no duplication between them. (i.e. installation of a tapping sleeve and valve does not qualify in addition as "connecting to existing main").

**STATE PROJECT NOS. 002-03-0040, 051-04-0019, 051-05-0009 and 744-42-004**  
**F.A.P. NO. 4203(505)**  
**TECHNICAL SPECIFICATIONS**

The Contractor shall notify the Owner and the Engineer at least 24 hours in advance and shall obtain prior approval before proceeding with the work.

- (D) CONNECTING EXISTING SERVICE LINES TO WATER MAINS OR OTHER SERVICE LINES: Where indicated on the plans, the Contractor shall tie existing service lines, regardless of type, to the water main or service line as indicated.

This work shall include all necessary labor, field taps, adaptors, unions, dresser couplings, or other incidental devices required to connect the existing service line to the distribution main. Any gate valves or service pipe required to complete the installation shall be paid for separately.

**NS-ENH-09000.29 INSTALLING PLASTIC PIPE.** All plastic water mains shall be installed in strict accordance with the manufacturer's recommendation and thrust blocks shall be installed on all fittings 2 inches in size and larger.

The manufacturer of the type of pipe furnished shall furnish a qualified factory representative for a minimum of three full working days to observe and instruct the Contractor on the proper method of installing every size pipe to be used on the job. The Contractor and the factory representative shall coordinate these days in order to assure that the representative is on the job at the start of the laying of each different size pipe by the Contractor.

Where plastic pipe lines are larger than two inches, valves and fittings will be anchored by tie rods and clamps to concrete anchors. See details on plans.

Solvent cement joints shall be made in accordance with ASTM D2855.

Solvent weld plastic pipe shall be snaked in the trench. Backfill shall not be placed on any plastic pipe while it is in a heated condition. Cooling of the pipe by some method approved by the Engineer will be required, if necessary.

Set time for newly assembled solvent weld joints shall be as follows:

30 Minutes minimum @ 60EF to 90EF  
1 Hour minimum @ 40EF to 60EF  
2 Hours minimum @ 25EF to 40EF

**NS-ENH-09000.30 FIELD CUTTING OF PIPE.** Field cutting of all pipe shall be accomplished by a method approved by the Engineer. Any section of pipe which is damaged during the cutting operation (including cement mortar lining) will be rejected.

**NS-ENH-09000.31 SETTING OF VALVES AND FITTINGS.** Setting of valves and fittings shall be in accordance with Section 10 of AWWA C600, except as modified for plastic pipe in Paragraph S-002.32 of these Specifications.

**STATE PROJECT NOS. 002-03-0040, 051-04-0019, 051-05-0009 and 744-42-004**  
**F.A.P. NO. 4203(505)**  
**TECHNICAL SPECIFICATIONS**

**NS-ENH-09000.32 INSTALLING SERVICE ASSEMBLIES.** The Contractor shall furnish and install service assemblies where shown on the plans or as directed by the Engineer. Service assemblies shall be installed according to the size and type designated on the plan sheets, and the Contractor shall furnish all necessary material, labor, and equipment to completely install the assembly according to this detail. Service pipe shall be a separate item and paid for as such.

The Contractor shall not set the water meters until after all the mains have been hydrostatically tested and disinfected and approved by the Engineer and the State Department of Health.

**NS-ENH-09000.33 FIELD HYDROSTATIC AND LEAKAGE TESTS.** The hydrostatic testing of all lines shall conform to the requirements of AWWA C600, Section 13, except as modified below.

- (A) The maximum allowable leakage shall be 10 gallons per inch of pipe diameter per mile of pipe for 24 hours. The test pressure shall be 150 psi and shall be maintained for a minimum of four (4) hours.
- (B) The test shall be applied to the whole or individual valved-off sections of the mains either before or after the trench is backfilled, as directed by the Engineer.
- (C) At the Contractor's option, services may or may not be included in the hydrostatic and leakage test. If the Contractor elects not to test the services, then all services will have a visual inspection after installation with full line pressure and the Contractor shall satisfy himself that there are no leaks. All services shall be flushed for a full 15 minutes. The Engineer may require that he be present at any or all of these tests.
- (D) The Contractor shall furnish gauges, meters, water, tools, labor, equipment, and all other materials necessary to conduct the tests. The Engineer will be notified at least 48 hours in advance of the hydrostatic test.
- (E) The test pressure shall be 150 psi. The test pressure will be based upon the elevation of the lowest point of the line or section under test and corrected to the elevation of the test gauge. Gauges shall have an operating range of twice the testing pressure and be severe service liquid dampened, and liquid lubricated type. Unless otherwise specified, gauges shall be Catalog No. 625 by John C. Ernst Co. or equal.

Should the amount of leakage exceed that specified, the Contractor shall, at his expense, locate and repair the defective joints until the leakage is within the specified limits.

**NS-ENH-09000.34 WITNESSING OF TESTS.** The cost of witnessing a test by the Engineer shall be borne by the Owner one time. The cost of witnessing re-tests of sections, which fail the initial test, will be deducted from Contractor payments for compensation of the Engineer.

**TECHNICAL SPECIFICATIONS**

**NS-ENH-09000.35 DISINFECTION.** All new water lines including appurtenances shall be disinfected following the acceptance of the hydrostatic test in accordance with AWWA C601. Prior to disinfection, mains shall be filled to eliminate air pockets and shall be flushed with a minimum flushing velocity of 2.5 ft/s.

All new mains and repaired portions of, or extensions to, existing mains shall be chlorinated so that a chlorine residual of not less than 5 ppm remains in the water after 24 hours standing in the pipe. A minimum application rate of 50 ppm chlorine solution is required. Except as noted, disinfection shall be according to AWWA C 651.

While the disinfectant is being applied to any section of the system, the water will be allowed to escape at all extremities of this section until the presence of chlorine is evident by measuring with an orthotolidin test kit furnished by the Contractor.

Once the water mains have been disinfected, flushed and are ready for bacteriological testing, the Contractor shall contact the local Health Department for collection of a sample. If bacteriological tests indicate insufficient disinfection at the completion of the test and flushing of the system, the procedure shall be repeated on that part of the system at no additional compensation. In no event will water from mains which have not been bacteriologically tested, or which have failed the test, be furnished for use as potable water until such mains have passed the test. The cost of disinfection shall be included in the price bid per foot of testing.

The Contractor shall take whatever steps necessary to prevent the backflow of the strong chlorine solution into any existing water distribution system.

**NS-ENH-09000.36 INSTALLING COPPER WIRE OVER PLASTIC WATER PIPE.**

The Contractor shall install #10 AWG Type U.S.E. Blue solid copper wire directly over and on the center of all P.V.C. water mains. This wire shall be installed on all mains. This wire shall be continuous on all P.V.C. mains and shall be connected to all fixtures and appurtenances.

**TECHNICAL SPECIFICATIONS**

The Contractor shall install copper wire directly over and on the center of all P.E. service pipes located on or tapped into water mains located on L.D.H. right-of-ways. The wire need not be installed on P.E. service pipe located entirely on and tapped into water mains located on Parish or private right-of-ways.

Installation of the wire shall be as detailed on the standard detail sheets.

No special payment will be made for installation of the wire. The cost of such shall be included in the unit price bid for water pipe.

**NS-ENH-09000.37 TRENCH BACKFILL AND COMPACTION.**

- (A) Outside Street Surface and Shoulders: The backfill in the trench above the pipe shall be placed in layers and compacted to prevent settlement of the trench. Prior to the final acceptance of the pipeline, the trench shall be level with the surrounding natural ground.
- (B) Inside Street Surfaces, Other Paved Areas and Street Shoulders: The backfill in the trench above the pipe zone shall be placed in lifts not to exceed six inch compacted layers and compacted to the approximate density of the surrounding ground. The maximum density shall be determined in accordance with L.D.H. Designation TR 418 and the in-place density determined by L.D.H. Designation TR 401.

The trench shall be compacted for a depth of 2'-0" above the top of the pipe using hand tamps or hand mechanical tamps before the use of a wheel type device or a hydro-hammer shall be used for compaction purposes.

The top six (6) inches shall be compacted to 95% of standard density when measured by AASHO - T99.

**NS-ENH-09000.38 REPLACING STREET SURFACING AND SIDEWALKS.** In all paved or unimproved streets, the surface of the trenches shall be finished without any needless delay and in the best workmanlike manner with the same kind of roadway or sidewalk improvement that was removed in excavating the trench.

Should the Contractor fail or refuse to repair any such damage, the Owner may after twenty-four (24) hours written notice, employ such personnel and furnish such materials as may be necessary and do the work, deducting the actual cost thereof from any amounts due or to become due to the Contractor.

The Contractor shall be obligated to maintain and keep in good condition any replacement of base, street surfacing or sidewalks from the time of installation until final acceptance of the work.

**NS-ENH-09000.39 CLEANING UP, REMOVING SURPLUS EARTH, ETC.** As soon as the backfilling of any excavation is completed, the Contractor must at once begin the initial cleanup, grading, shaping and removal of all surplus dirt except that actually necessary to

**TECHNICAL SPECIFICATIONS**

provide for settlement of the filling. He shall also remove all pipes and other material placed or left on the street or right-of-way by him except material needed for the replacement of the paving. The street shall be opened and made passable for traffic.

The Contractor shall maintain all areas disturbed by construction until such time that all testing, pavement repairs and final restoration are completed. Testing, pavement repair and final restoration shall begin as promptly as possible or as otherwise required by the Special Provisions.

Any surplus earth which may be left on the street or right-of-way after the excavations have been completely refilled shall be removed as soon as possible at his own expense except that in ungraded streets, it shall be optional with the Engineer whether surplus material shall be removed or deposited on the surface and graded for the convenience of traffic.

Final restoration and cleanup shall include grading and shaping ditches disturbed by construction and removing siltation from all drainage pipes and structures.

Final acceptance will not be made until the Contractor has cleaned up the project to the satisfaction of the Engineer and Owner.

**NS-ENH-09000.40 WARRANTY REPAIRS.** Any defects repaired by the Contractor during the construction or warranty periods shall be performed in such a manner that the repaired work shall meet the specifications for original construction. The use of non-standard fittings such as full circle repair clamps shall not be allowed in lieu of standard cast or ductile iron fittings.

**NS-ENH-09000.41 MEASUREMENT.** Irrigation system shall be measured per each installation installed and accepted. The installation will include all material, equipment and labor necessary for a complete and working installation as shown in the plans.

**NS-ENH-09000.42 PAYMENT.** Payment shall be made under at the contract unit price under:

<u>Item No.</u>	<u>Pay Item</u>	<u>Pay Unit</u>
NS-ENH-09000	Irrigation System (Complete and Installed)	Each

**NS-ENH-19100 – SIGN (GATEWAY) (COMPLETE AND INSTALLED)**

**NS-ENH-19100.01 DESCRIPTION:**

This work includes furnishing and constructing a gateway structure including, but not limited to, the following components: earthwork, grading, concrete sidewalk, concrete footings, reinforcing steel, pre-cast concrete raised panels, decorative concrete bricks, decorative aluminum light posts, fiber cement fascia and soffit board, Fypon fascia molding, light fixtures, structural steel, cold-formed metal roof framing, plywood roof deck, wood stripping and blocking, and standing seam metal deck.

**NS-ENH-19100.02 REFERENCE STANDARDS:**

**TECHNICAL SPECIFICATIONS**

**Earthwork, Grading, Concrete Sidewalk, Concrete Footings, Reinforcing Steel and Sand:**

- (a) Louisiana Department of Transportation and Development (LaDOTD)
  - (1) Louisiana Standard Specification for Roads and Bridges, 2006 Edition

**Pre-cast Concrete Raised Panel:**

- (a) American Concrete Institute (ACI)
  - (1) ACI 301-05
  - (2) ACI 318R-05
- (b) Pre-cast/Pre-stressed Concrete Institute (PCI)
  - (1) PCI Design Handbook, 6<sup>th</sup> Edition 2004

**Concrete Bricks:**

- (a) ASTM C216

**Structural Steel:**

- (a) American Institute of Steel Construction (AISC) "Code of Standard Practice for Steel Buildings and Bridges."
- (b) AISC "Specifications for Structural Steel Buildings," including "Commentary."
- (c) American Iron and Steel Institute (AISI), "Specification for the Design of Cold-Formed Steel Structural Members."
- (d) "Specifications for Structural Joints using ASTM A325 or A490 Bolts" approved by the Research Council on Structural Connections.
- (e) American Welding Society (AWS) D1.1 "Structural Welding Code-Steel."

**Electrical**

- (a) National Electric Code (NFPA)
- (b) National Electric Safety Code

**NS-ENH-19100.03 SUBMITTALS:**

Submit the following in accordance with the conditions of the Contract and Specifications.

**Concrete:**

Mix designs for each of the different types of concrete.

**Pre-cast Concrete Panels:**

Provide shop drawings indicating panel dimensions, reinforcing steel. Color to be selected by Engineer.

**Concrete Bricks:**

Provide mockup if requested by Engineer. Submit manufacturer's certificate that materials meet or exceed specified requirements.

**Structural Steel:**

Submit shop drawings prepared per AISC Specifications, including complete details and schedules for fabrication and assembly of structural steel members, procedures, and diagrams.

- (1) Include details of cuts, connections, camber, holes, and other pertinent data. Indicate welds by standard AWS symbols and show size, length, and type of each weld.
- (2) Provide setting drawings, templates, and directions for installation of anchor bolts and other anchorages to be installed as work of other sections.



**TECHNICAL SPECIFICATIONS**

- (3) Shop drawings showing layout and types of deck units, anchorage details, and conditions requiring closure strips, supplementary framing, sump pans, cant strips, cut opening, special jointing, and other accessories.

**Decorative Posts:**

Posts and connections are to be designed by Engineer registered in Louisiana in accordance with all applicable codes. Any modifications to suggested framing shown shall be the responsibility of the supplier. Shop drawings are to be submitted for review.

**NS-ENH-19100.04 DELIVERY, STORAGE AND HANDLING:**

The contractor shall check all materials upon delivery to assure that the proper type, grade, color and material certification have been received. Contractor shall protect materials from damage due to jobsite conditions and in accordance with the manufacturer's recommendations. Damaged materials shall not be incorporated into the work.

- (a) Deliver materials to site at such intervals to ensure uninterrupted progress of work.
- (b) Deliver anchor bolts and anchorage devices, which are to be embedded in cast-in-place concrete or masonry, in ample time not to delay work.
- (c) Store materials to permit easy access for inspection and identification. Keep steel members off ground by using pallets, platforms, or other supports. Protect steel members and packaged materials from erosion and deterioration. If bolts and nuts become dry or rusty, clean and relubricate before use.
- (1) Do not store materials on structure in a manner that might cause distortion or damage to members or supporting structures. Repair or replace damaged materials or structures as directed.

**NS-ENH-19100.05 PRODUCTS:**

Prescribed products shall be as shown on drawings or an equal furnished. Other specified products are as follows:

- (a) Brick Mortar – Type N, ASTM C 270
- (b) Structural Steel Shapes – ASTM A 36
- (c) Anchor Bolts – ASTM A 307
- (d) Threaded Fasteners – ASTM A 307, Grade A
- (e) Electrodes for Welding – E70XX series, comply with AWS Code

**NS-ENH-19100.06 STEEL FABRICATION:**

- (a) **Shop Fabrication and Assembly:** Fabricate and assemble structural assemblies in shop to greatest extent possible. Fabricate items of structural steel in accordance with AISC Specifications and as indicated on final shop drawings.
  - (1) Properly mark and match-mark materials for field assembly. Fabricate for delivery sequence that will expedite erection and minimize field handling of materials.
  - (2) Where finishing is required, complete assembly, including welding of units, before start of finishing operations. Provide finish surfaces of members exposed in final structure free of markings, burrs, and other defects.

**TECHNICAL SPECIFICATIONS**

- (b) **Connections:** Weld or bolt shop connections, as indicated.
- (c) **Bolt field connections,** except where welded connections or other connections are indicated.
- (d) **Welded Construction:** Comply with AWS Code for procedures, appearance and quality of welds, and methods used in correcting welding work.

**NS-ENH-19100.07 STEEL SHOP PAINTING:**

- (a) General: Shop-paint structural steel, except those members or portions of members to be embedded in concrete or mortar. Paint embedded steel that is partially exposed on exposed portions and initial 2 inches of embedded areas only.
  - (1) Do not paint surfaces to be welded or high-strength bolted with friction-type connections.
  - (2) Do not paint surfaces scheduled to receive sprayed-on fireproofing, except to prime perimeter structural steel beams, columns, bracing and similar structural located within exterior wall construction. Prime surfaces to receive sprayed-on fireproofing only with a paint that has been specifically tested by the fireproofing manufacturer. The primer shall be applied in accordance with the manufacturer's published data and shall meet the fireproofing manufacturer's requirements.
  - (3) Apply 2 coats of paint to surfaces that are inaccessible after assembly or erection. Change color of second coat to distinguish it from first.
- (b) Surface Preparation: After inspection and before shipping, clean steelwork to be painted. Remove loose rust, loose mill scale, and spatter, slag or flux deposits. As a minimum, clean steel in accordance with Society of Protective Coatings (SSPC) as follows; except to a more stringent surface preparation standard if required by primer manufacturer.
  - (1) Steel to be primed with alkyd primer: SSPC-SP3 Power Tool Cleaning.
- (c) Painting: Immediately after surface preparation, apply the primer of type listed below. Apply primer in accordance with manufacturer's instructions and at a rate to provide dry film thickness in the range of 2.5 – 3.5 mils. Use painting methods that result in full coverage of joints, corners, edges, and exposed surfaces.
  - (1) Alkyd modified oil primer. 10-99G (or prior approval equal).

**NS-ENH-19100.08 CONSTRUCTION:**

All products shall be constructed in accordance with manufacturer's recommendations. Materials specified to comply with Louisiana Standard Specifications for Roads and Bridges shall be placed according to those same specifications. All construction must comply with governing codes, and all safety procedures must comply with O.S.H.A.

**NS-ENH-19100.09 MEASUREMENT:**

The unit of measurement for construction of this gateway structure shall be lump sum for a complete gateway structure as shown on the plans.

## TECHNICAL SPECIFICATIONS

**NS-ENH-19100.10 PAYMENT:**

The gateway structure will be paid by lump sum at the contract price, which shall be full compensation for design, fabrication, supply, and installation of all necessary components.

<u>Item No.</u>	<u>Pay Item</u>	<u>Pay Unit</u>
NS-ENH-19100	Sign (Gateway) (Complete and Installed)	Lump Sum

**NS-ENH-20080 – TREE WELL PLANTER (WITH GRATES)**

**NS-ENH-20080.01 DESCRIPTION.** This work consists of installation of trees wells with grates and accompanying conduit as directed by the tree well manufacturer's specifications in locations as directed by the engineer.

**NS-ENH-20080.02 MATERIALS.** The Tree Grates shall be cast iron as per ASTM A48 class 35b or better. The surface finish shall be primed with a matte black color. The grates shall have a nominal size of 3' square with a standard frame. The tree grates shall be Urban Accessories, Inc. model KIVA-SQ or approved equal.

Conduit shall be installed connecting all Tree Wells contained within contiguous sidewalk. The conduit shall be 1 1/2" diameter PVC plastic with welded joints.

**NS-ENH-20080.03 CONSTRUCTION REQUIREMENTS.** The Contractor shall install the Tree Grates and Frames as directed by the manufacturer's specifications in locations as directed by the engineer.

Two conduits shall be installed at the bottom of the sand layer beneath the concrete and 6" from the inside edge of the tree well. The conduit is to extend 6" into the Tree Well and have the ends sealed to prevent dirt and water from entering the conduit. The conduit shall have bends that will allow their use for future irrigation and electrical systems.

One run of conduit in each contiguous sidewalk shall be as directed by the engineer to provide electrical and water service to that section of sidewalk.

**NS-ENH-20080.04 MEASUREMENT.** Tree Wells with Grates shall be measured per each tree well with grate installed and accepted and will include all equipment, labor, and material necessary to complete the task as described in these plans and specifications.

**NS-ENH-20080.05 PAYMENT.** Payment for Tree Wells with Grates shall be made at the contract unit price under:

<u>Item No.</u>	<u>Pay Item</u>	<u>Pay Unit</u>
NS-ENH-20080	Tree Well Planter (With Grates)	Each

**NS-ENH-23000 – WALKS (CONCRETE)**

**NS-ENH-23000.01 DESCRIPTION.** This work consists of furnishing and installing colored and stamped concrete as shown on the plans.

**NS-ENH-23000.02 MATERIALS.** Materials shall conform to the following Section or Subsections

Concrete Walks, Drives and Incidental Paving	706
Portland Cement Concrete (Class M)	901
Joint Filler	1005.01(c)
Reinforcing Steel	1009.01
Curing Materials	1011.01

## TECHNICAL SPECIFICATIONS

**NS-ENH-23000.03 CONSTRUCTION REQUIREMENTS.** The contractor shall abide by Section 706.03 Construction Requirements and by the manufacturers written specifications with the following additions:

**d) Placing and Finishing:**


- 1) **Color:** The concrete color shall be a colored combination dry-shake hardener and release agent as manufactured by; Bomanite, Madera, California; L.M. Scofield, L.A., California; or approved equal. Color of concrete shall be determined by the owner.
- 2) **Coloring:** After initial floating, apply colored dry-shake material to plastic concrete surfaces according to manufacturer's written instructions in two separate but equal applications, floating the concrete after each application. The second application should be at a right angle from the first to assure uniform coloring.
- 3) **Stencils:** The concrete pattern shall be as manufactured by; Bomanite, Madera, California; L.M. Scofield, L.A., California; or approved equal. The pattern of concrete shall be Running Bond Brick.
- 4) **Stamping:** While the concrete is still plastic, align and place stencil in sequence and changing direction of pattern to avoid visible repeats of pattern over entire area. Uniformly load stencils and press into concrete surface. Remove stencils immediately. Hand stamp edges and surfaces unable to be imprinted by stencils.

**NS-ENH-23000.04 MEASUREMENT.** Concrete walks shall be measured per square yard of concrete placed. This measurement shall include all walks places, colored and stamped No measurement will be made for stamped concrete as a separate item, but shall be included in this item as specified.

**NS-ENH-23000.05 PAYMENT.** Payment for concrete walks shall be made at the contract unit price per square yard of concrete placed. This payment shall include all materials, equipment and labor necessary to construct, stamp and color the concrete walks for a complete sidewalk system.

Item No.	Pay Item	Pay Unit
NS-ENH-23000	Walks (Concrete) (4" Thick Stamped and Colored)	Square Yard
NS-ENH-23000	Walks (Concrete) (6" Thick Stamped and Colored)	Square Yard

**STATE OF LOUISIANA  
DEPARTMENT OF TRANSPORTATION AND  
DEVELOPMENT**



**CONSTRUCTION PROPOSAL  
INFORMATION  
FOR**

**FEDERAL AID PROJECT**

**STATE PROJECT NOS. 002-03-0040, 051-04-0019, 051-05-0009 and 744-42-0004  
REVITALIZATION OF DOWNTOWN DELHI  
ROUTES LA 17 and US 80  
RICHLAND PARISH**

## BID BOND

A Bid Bond is required when the bidder's total bid amount as calculated by the Department in accordance with Subsection 103.01 is greater than \$50,000. *(See Section 102 of the Project Specifications)*

\_\_\_\_\_, as Principal  
(Bidder) and \_\_\_\_\_, as Surety,  
are bound unto, **Town of Delhi**, (hereinafter called the Contracting Agency) in the sum of five percent (5 %) of the bidder's total bid amount as calculated by the Department for payment, of which the Principal and Surety bind themselves, their heirs, executors, administrators, successors and assigns, as solidary obligors.

Signed and sealed this \_\_\_\_\_ day of \_\_\_\_\_, 20\_\_\_\_\_.

The condition of this obligation is such that, whereas the Principal has submitted a bid to the Contracting Agency on a contract for the construction of **STATE PROJECT NOS. 002-03-0040, 051-04-0019, 051-05-0009 and 744-42-0004, FEDERAL AID PROJECT NO. 4203(505), REVITALIZATION OF DOWNTOWN DELHI**, located in **RICHLAND PARISH, ROUTES LA 17 and US 80**, if the bid is accepted and the Principal, within the specified time, enters into the contract in writing and gives bond with Surety acceptable to the Contracting Agency for payment and performance of said contract, this obligation shall be void; otherwise to remain in effect.

\_\_\_\_\_  
Principal (Bidder or First Partner to Joint Venture)  
By \_\_\_\_\_  
Authorized Officer-Owner-Partner

\_\_\_\_\_  
Typed or Printed Name

\_\_\_\_\_  
If a Joint Venture, Second Partner  
By \_\_\_\_\_  
Authorized Officer-Owner-Partner

\_\_\_\_\_  
Typed or Printed Name

\_\_\_\_\_  
Surety  
By \_\_\_\_\_ (Seal)  
Agent or Attorney-in-Fact  
\_\_\_\_\_  
Typed or Printed Name

To receive a copy of the contract and subsequent correspondence / communication from LA DOTD or the contracting agency, with respect to the bid bonds, the following information must be provided:

\_\_\_\_\_  
Bonding Agency or Company Name

\_\_\_\_\_  
Address

\_\_\_\_\_  
Agent or Representative

\_\_\_\_\_  
Phone Number / Fax Number



8/21/2009

Louisiana Department of Transportation and Development  
Proposal Schedule of Items

Page: 1

Contract ID: 002-03-0040

Project(s): 002-03-0040, 051-04-0019,  
051-05-0009, 744-42-0004

SECTION: 1

General Items

Proposal Line Number	Item ID	Description  Unit Price (In Words, Ink or Typed)	Approximate Quantity	Unit of Measure
0001	201-01-00100	Clearing and Grubbing		LUMP SUM
				Dollars
				Cents
0002	202-01-00100	Removal of Structures and Obstructions		LUMP SUM
				Dollars
				Cents
0003	202-02-06100	Removal of Concrete Walks and Drives	2,008.000	SQYD
				Dollars
				Cents
0004	202-02-06140	Removal of Curbs (Concrete)	405.000	LNFT
				Dollars
				Cents
0005	202-03-38000	Relocation of Sign Traffic	21.000	EACH
				Dollars
				Cents
0006	203-05-00100	Excavation and Embankment		LUMP SUM
				Dollars
				Cents
0007	701-07-00200	Yard Drain Pipe (6") PVC	8.000	LNFT
				Dollars
				Cents
0008	701-10-01040	Reinforced Concrete Pipe (Extension) (18")	29.000	LNFT
				Dollars
				Cents



8/21/2009

Louisiana Department of Transportation and Development  
Proposal Schedule of Items

Page: 2

Contract ID: 002-03-0040

Project(s): 002-03-0040, 051-04-0019,  
051-05-0009, 744-42-0004

SECTION: 1

General Items

Proposal Line Number	Item ID	Description  Unit Price (In Words, Ink or Typed)	Approximate Quantity	Unit of Measure
0009	701-12-01040	Corrugated Metal Pipe (Extension) (18")	5.000	LNFT
				Dollars
				Cents
0010	701-15-00100	Concrete Collar	4.000	EACH
				Dollars
				Cents
0011	702-04-00100	Adjusting Manholes	2.000	EACH
				Dollars
				Cents
0012	702-04-00200	Adjusting Catch Basins	4.000	EACH
				Dollars
				Cents
0013	706-04-00100	Handicapped Curb Ramps	45.000	EACH
				Dollars
				Cents
0014	707-01-00100	Concrete Curb	515.000	LNFT
				Dollars
				Cents
0015	713-01-00100	Temporary Signs and Barricades		LUMP SUM
				Dollars
				Cents
0016	714-01-00100	Slab Sodding (Bermuda Grass)	705.000	SQYD
				Dollars
				Cents





8/21/2009

## Louisiana Department of Transportation and Development

## Proposal Schedule of Items

Page: 3

Contract ID: 002-03-0040

Project(s): 002-03-0040, 051-04-0019,  
051-05-0009, 744-42-0004

SECTION: 1

General Items

Proposal Line Number	Item ID	Description  Unit Price (In Words, Ink or Typed)	Approximate Quantity	Unit of Measure
0017	719-01-01020	Plants (Tree) (Balled and Burlapped) (1 1/2" diameter) 'Natchez White' Crape Myrtle, Lagerstroemia Indica L 'Natchez White', 10'-12' Ht, 5' Canopy Spread, 5-7 Canes	10.000	EACH
				Dollars
				Cents
0018	720-01-01000	Erosion Control System (Slope Protection) (Type A)	770.000	SQYD
				Dollars
				Cents
0019	727-01-00100	Mobilization		LUMP SUM
				Dollars
				Cents
0020	730-01-00100	Trenching and Backfilling	5,800.000	LNFT
				Dollars
				Cents
0021	730-02-01040	Conduit with Conductors (PVC/HDPE) (1") 3#6 XHHW-2 in Sch 40 PVC	30.000	LNFT
				Dollars
				Cents
0022	730-02-01040	Conduit with Conductors (PVC/HDPE) (1") Empty Conduit, Sch 40 PVC	75.000	LNFT
				Dollars
				Cents
0023	730-02-01040	Conduit with Conductors (PVC/HDPE) (1") 2#8 XHHW-2, 1#10 Bare Ground in Sch 40 PVC	6,700.000	LNFT
				Dollars
				Cents



8/21/2009

## Louisiana Department of Transportation and Development

## Proposal Schedule of Items

Page: 4

Contract ID: 002-03-0040

Project(s): 002-03-0040, 051-04-0019,  
051-05-0009, 744-42-0004

SECTION: 1

General Items

Proposal Line Number	Item ID	Description  Unit Price (In Words, Ink or Typed)	Approximate Quantity	Unit of Measure
0024	730-02-01040	Conduit with Conductors (PVC/HDPE) (1") 4#8 XHHW-2, 1#10 Bare Ground in Sch 40 PVC	425.000	LNFT
				Dollars
				Cents
0025	730-04-00100	Jacked or Bored Casing (4" Diameter) (PVC/HDPE) Sch 80 PVC	1,430.000	LNFT
				Dollars
				Cents
0026	730-05-10000	Light Pole 14 Ft High, Decorative Cast Aluminum	60.000	EACH
				Dollars
				Cents
0027	730-07-04020	Luminaire (150 Watt) (Metal Halide)	60.000	EACH
				Dollars
				Cents
0028	730-07-04020	Luminaire (150 Watt) (Metal Halide) Vertical Flood Light	4.000	EACH
				Dollars
				Cents
0029	730-08-00100	Electrical Service Point (Pedestal) Aluminum Controller	3.000	EACH
				Dollars
				Cents
0030	730-10-00100	Fabricated Light Pole Support F1	60.000	EACH
				Dollars
				Cents
0031	730-16-00100	Underground Junction Box (12" x 12") Fiberglass	17.000	EACH
				Dollars
				Cents



8/21/2009

## Louisiana Department of Transportation and Development

## Proposal Schedule of Items

Page: 5

Contract ID: 002-03-0040

Project(s): 002-03-0040, 051-04-0019,  
051-05-0009, 744-42-0004

SECTION: 1

General Items

Proposal Line Number	Item ID	Description  Unit Price (In Words, Ink or Typed)	Approximate Quantity	Unit of Measure
0032	730-18-00100	Service Pole	3.000	EACH
				Dollars
				Cents
0033	737-03-00500	Painted Traffic Striping (Solid Line) (24" Width) Ladder Style	1,400.000	LNFT
				Dollars
				Cents
0034	740-01-00100	Construction Layout		LUMP SUM
				Dollars
				Cents
0035	741-11-00200	Adjusting Water Valve and Meter Box	13.000	EACH
				Dollars
				Cents
0036	805-01-00200	Class A Concrete (Pipe Headwalls)	11.000	CUYD
				Dollars
				Cents
0037	806-01-00100	Deformed Reinforcing Steel	627.000	LB
				Dollars
				Cents
0038	NS-600-00220	Saw Cutting Portland Cement Concrete Pavement	265.000	INLF
				Dollars
				Cents
0039	NS-ENH-08000	Handrails ADA	305.000	LNFT
				Dollars
				Cents



8/21/2009

Louisiana Department of Transportation and Development  
Proposal Schedule of Items

Page: 6

Contract ID: 002-03-0040

Project(s): 002-03-0040, 051-04-0019,  
051-05-0009, 744-42-0004

SECTION: 1

General Items

Proposal Line Number	Item ID	Description  Unit Price (In Words, Ink or Typed)	Approximate Quantity	Unit of Measure
0040	NS-ENH-09000	Irrigation System Complete and Installed		LUMP SUM
				Dollars
				Cents
0041	NS-ENH-19100	Sign (Gateway) Complete and Installed	1.000	EACH
				Dollars
				Cents
0042	NS-ENH-20080	Tree Well Planter With Grates	10.000	EACH
				Dollars
				Cents
0043	NS-ENH-23000	Walks (Concrete) 4" Thick Stamped & Colored	5,600.000	SQYD
				Dollars
				Cents
0044	NS-ENH-23000	Walks (Concrete) 6" Thick Stamped & Colored	290.000	SQYD
				Dollars
				Cents

Section: 1

Total: \_\_\_\_\_

Total Bid: \_\_\_\_\_

# CONSTRUCTION PROPOSAL SIGNATURE AND EXECUTION FORM

THIS FORM, THE SCHEDULE OF ITEMS, AND THE PROPOSAL GUARANTY MUST BE COMPLETED AS INDICATED AND SUBMITTED TO THE LOUISIANA DEPARTMENT OF TRANSPORTATION AND DEVELOPMENT (DOTD) TO CONSTITUTE A VALID BID

STATE PROJECT NOS. 002-03-0040, 051-04-0019, 051-05-0009 and 744-42-0004

FEDERAL AID PROJECT NO. 4203(505)

NAME OF PROJECT REVITALIZATION OF DOWNTOWN DELHI

I (WE) HEREBY CERTIFY THAT I (WE) HAVE CAREFULLY EXAMINED THE PROPOSAL, PLANS AND SPECIFICATIONS, INCLUDING ANY AND ALL ADDENDA, AND THE SITE OF THE ABOVE PROJECT AND AM (ARE) FULLY COGNIZANT OF ALL PROPOSAL DOCUMENTS, THE MASTER COPY OF WHICH IS ON FILE AT DOTD HEADQUARTERS IN BATON ROUGE, LA., AND ALL WORK, MATERIALS AND LABOR REQUIRED THEREIN, AND AGREE TO PERFORM ALL WORK, AND SUPPLY ALL NECESSARY MATERIALS AND LABOR REQUIRED FOR SUCCESSFUL AND TIMELY COMPLETION OF THE ABOVE PROJECT AND TO ACCEPT THE SUMMATION OF THE PRODUCTS OF THE UNIT PRICES BID ON THE SCHEDULE OF ITEMS ATTACHED HERETO AND MADE A PART HEREOF MULTIPLIED BY THE ACTUAL QUANTITY OF UNIT OF MEASURE PERFORMED FOR EACH ITEM, AS AUDITED BY DOTD, AS FULL AND FINAL PAYMENT FOR ALL WORK, LABOR AND MATERIALS NECESSARY TO COMPLETE THE ABOVE PROJECT, SUBJECT TO INCREASE ONLY FOR PLAN CHANGES (CHANGE ORDERS) APPROVED BY THE DOTD CHIEF ENGINEER OR HIS DESIGNEE. THIS BID IS SUBMITTED IN ACCORDANCE WITH THE GENERAL BIDDING REQUIREMENTS IN THE CONSTRUCTION PROPOSAL AND ALL SPECIAL PROVISIONS, PLANS, SUPPLEMENTAL SPECIFICATIONS, AND THE LOUISIANA STANDARD SPECIFICATIONS FOR ROADS AND BRIDGES (2006 EDITION). I (WE) UNDERSTAND THAT THE SUMMATION OF THE PRODUCTS OF THE UNIT PRICES BID ON THE SCHEDULE OF ITEMS MULTIPLIED BY THE ESTIMATED QUANTITY OF UNIT OF MEASURE FOR EACH ITEM, ALONG WITH ANY OTHER FACTORS SPECIFIED TO BE APPLICABLE SUCH AS CONSTRUCTION TIME AND/OR LANE RENTAL, SHALL BE THE BASIS FOR THE COMPARISON OF BIDS. I (WE) UNDERSTAND THAT THE SCHEDULE OF ITEMS MUST CONTAIN UNIT PRICES WRITTEN OUT IN WORDS AND THAT THE SCHEDULE OF ITEMS SUBMITTED AS PART OF THIS BID IS ON THE FORM SUPPLIED BY DOTD IN THE BID PROPOSAL. MY (OUR) PROPOSAL GUARANTY IN THE AMOUNT SPECIFIED FOR THE PROJECT IS ATTACHED HERETO AS EVIDENCE OF MY (OUR) GOOD FAITH TO BE FORFEITED IF THIS BID IS ACCEPTED BY DOTD AND I (WE) FAIL TO COMPLY WITH ANY REQUIREMENT NECESSARY FOR AWARD AND EXECUTION OF THE CONTRACT, AS WELL AS, SIGN AND DELIVER THE CONTRACT AND PAYMENT/PERFORMANCE/RETAINAGE BOND AS REQUIRED IN THE SPECIFICATIONS.

## NONCOLLUSION DECLARATION (APPLICABLE TO FEDERAL-AID PROJECTS)

I (WE) DECLARE UNDER PENALTY OF PERJURY UNDER THE LAWS OF THE UNITED STATES AND THE STATE OF LOUISIANA THAT I (WE) HAVE NOT DIRECTLY OR INDIRECTLY, ENTERED INTO ANY AGREEMENT, PARTICIPATED IN ANY COLLUSION, OR OTHERWISE TAKEN ANY ACTION IN RESTRAINT OF FREE COMPETITIVE BIDDING IN CONNECTION WITH THE CONTRACT FOR THIS PROJECT NOR VIOLATED LA. R.S. 48:254.

## BIDDER'S DBE GOAL STATEMENT (APPLICABLE TO DBE GOAL PROJECTS)

IF THIS PROJECT IS DESIGNATED BY SPECIAL PROVISION AS A DISADVANTAGED BUSINESS ENTERPRISE (DBE) GOAL PROJECT IN ACCORDANCE WITH THE DBE PROVISIONS OF THIS CONTRACT, THE BIDDER ASSURES DOTD THAT HE/SHE WILL MEET OR EXCEED THE DBE CONTRACT GOAL, OR IF THE BIDDER CANNOT MEET THE REQUIRED DBE GOAL, THE BIDDER ASSURES DOTD THAT HE/SHE HAS MADE AND CAN DOCUMENT GOOD FAITH EFFORTS MADE TOWARDS MEETING THE GOAL REQUIREMENT IN ACCORDANCE WITH THE CONTRACT AND DBE PROGRAM MANUAL INCORPORATED HEREIN BY REFERENCE.

THE APPARENT LOW BIDDER SHALL COMPLETE AND SUBMIT TO THE DOTD COMPLIANCE PROGRAMS OFFICE, FORM CS-6AAA AND ATTACHMENT(S) AND, IF NECESSARY, DOCUMENTATION OF GOOD FAITH EFFORTS MADE BY THE BIDDER TOWARD MEETING THE GOAL, WITHIN TEN BUSINESS DAYS AFTER THE OPENING OF BIDS FOR THIS PROJECT. RESPONSIVENESS OF INFORMATION SUPPLIED IN THIS SECTION OF THIS CONSTRUCTION PROPOSAL SIGNATURE AND EXECUTION FORM IS GOVERNED BY THE DBE REQUIREMENTS INCLUDED WITHIN THE SPECIFICATIONS AND DBE PROGRAM MANUAL.

## CERTIFICATION OF EMPLOYMENT OF LOUISIANA RESIDENTS TRANSPORTATION INFRASTRUCTURE MODEL FOR ECONOMIC DEVELOPMENT (TIME) PROJECTS (APPLICABLE TO TIME PROJECTS)

IF THIS PROJECT IS DESIGNATED BY SPECIAL PROVISION AS A TRANSPORTATION INFRASTRUCTURE MODEL FOR ECONOMIC DEVELOPMENT (TIME) PROJECT AS DEFINED IN ACT NO. 16 OF THE 1989 FIRST EXTRAORDINARY SESSION OF THE LEGISLATURE WHICH ENACTED PART V OF CHAPTER 7 OF SUBTITLE II OF TITLE 47 OF THE LOUISIANA REVISED STATUTES OF 1950, COMPRISED OF R.S. 47:820.1 THROUGH 820.6.

THE BIDDER CERTIFIES THAT AT LEAST 80 PERCENT OF THE EMPLOYEES EMPLOYED ON THIS TIME PROJECT WILL BE LOUISIANA RESIDENTS IN ACCORDANCE WITH LOUISIANA R.S. 47:820.3.

## NON PARTICIPATION IN PAYMENT ADJUSTMENT (ASPHALT CEMENT AND FUELS) STATEMENT

IF THIS PROJECT IS DESIGNATED BY SPECIAL PROVISION AS BEING SUBJECT TO PAYMENT ADJUSTMENT FOR ASPHALT CEMENT AND/OR FUELS, THE BIDDER HAS THE OPTION OF REQUESTING EXCLUSION FROM SAID PAYMENT ADJUSTMENT PROVISIONS THAT ARE ESTABLISHED BY SPECIAL PROVISION ELSEWHERE HEREIN.

IF THE BIDDER DESIRES TO BE EXCLUDED FROM THESE PAYMENT ADJUSTMENT PROVISIONS,

THE BIDDER IS REQUIRED TO MARK HERE ☐

FAILURE TO MARK THIS BOX PRIOR TO BID OPENING WILL CONSTITUTE FORFEITURE OF THE BIDDER'S OPTION TO REQUEST EXCLUSION.

CS-14A  
08/06

STATE PROJECT NOS. 002-03-0040, 051-04-0019, 051-05-0009 and 744-42-0004

## **BIDDER SIGNATURE REQUIREMENTS** (APPLICABLE TO ALL PROJECTS)

THIS BID FOR THE CAPTIONED PROJECT IS SUBMITTED BY:

\_\_\_\_\_  
(Name of Principal (Individual, Firm, Corporation, or Joint Venture))

\_\_\_\_\_  
(If Joint Venture, Name of First Partner)

\_\_\_\_\_  
(Louisiana Contractor's License Number of Bidder or First Partner to Joint Venture)

\_\_\_\_\_  
(Business Street Address)

\_\_\_\_\_  
(Business Mailing Address, if different)

\_\_\_\_\_  
(Area Code and Telephone Number of Business)

\_\_\_\_\_  
(Telephone Number and Name of Contact Person)

\_\_\_\_\_  
(Telecopier Number, if any)

\_\_\_\_\_  
(If Joint Venture, Name of Second Partner)

\_\_\_\_\_  
(Louisiana Contractor's License Number of Second Partner to Joint Venture)

\_\_\_\_\_  
(Business Street Address)

\_\_\_\_\_  
(Business Mailing Address, if different)

\_\_\_\_\_  
(Area Code and Telephone Number of Business)

\_\_\_\_\_  
(Telephone Number and Name of Contact Person)

\_\_\_\_\_  
(Telecopier Number, if any)

ACTING ON BEHALF OF THE BIDDER, THIS IS TO ATTEST THAT THE UNDERSIGNED DULY AUTHORIZED REPRESENTATIVE OF THE ABOVE CAPTIONED FIRM, CORPORATION OR BUSINESS, BY SUBMISSION OF THIS BID, AGREES AND CERTIFIES THE TRUTH AND ACCURACY OF ALL PROVISIONS OF THIS PROPOSAL, INCLUSIVE OF THE REQUIREMENTS, STATEMENTS, DECLARATIONS AND CERTIFICATIONS ABOVE AND IN THE SCHEDULE OF ITEMS AND PROPOSAL GUARANTY. EXECUTION AND SIGNATURE OF THIS FORM AND SUBMISSION OF THE SCHEDULE OF ITEMS AND PROPOSAL GUARANTY SHALL CONSTITUTE AN IRREVOCABLE AND LEGALLY BINDING OFFER BY THE BIDDER.

\_\_\_\_\_  
(Signature)

\_\_\_\_\_  
(Printed Name)

\_\_\_\_\_  
(Title)

\_\_\_\_\_  
(Date of Signature)

\_\_\_\_\_  
(Signature)

\_\_\_\_\_  
(Printed Name)

\_\_\_\_\_  
(Title)

\_\_\_\_\_  
(Date of Signature)

CONTRACTOR'S TOTAL BASE BID \$ \_\_\_\_\_

IT IS AGREED THAT THIS TOTAL, DETERMINED BY THE BIDDER, IS FOR PURPOSES OF OPENING AND READING BIDS ONLY, AND THAT THE LOW BID FOR THIS PROJECT WILL BE DETERMINED FROM THE EXTENSION AND TOTAL OF THE BID ITEMS BY DOTD.

CS-14AA  
08/06