


**STATE OF LOUISIANA
DEPARTMENT OF TRANSPORTATION AND
DEVELOPMENT**

CONSTRUCTION PROPOSAL



FEDERAL AID PROJECT

**STATE PROJECT NOS. 006-30-0042 and 006-30-0043
JEFFERSON HIGHWAY
(HUEY P. LONG BRIDGE - WILLIAMS BLVD.)
ROUTE LA48
JEFFERSON PARISH**



STATE PROJECT NOS. 006-30-0042 and 006-30-0043
TABLE OF CONTENTS

	Page No.
Title Sheet.....	A-1
Table of Contents	B-1
Notice to Contractors.....	C-1 thru C-2
Special Provisions	D-1 thru D-28
Supplemental Specifications:	
Supplemental Specifications for 2006 Standard Specifications (05/09).....	E-1 thru E-35
Female and Minority Participation in Construction (01/83).....	E-36 thru E-43
New Orleans Plan (01/83).....	E-44 thru E-45
Required Contract Provisions, Federal-Aid Construction Contracts	
(04/93) (Rev. 05/94)	F-1 thru F-10
DBE Participation in Federal Aid Construction Contracts (06/08).....	G-1 thru G-13
Project Sign Detail.....	H-1
Minimum Wage Determination.....	I-1 thru I-4
Plans (40 sheets).....	J-1 thru J-40
Construction Proposal Information:	
Title Sheet	K-1
Contract Time Form.....	L-1
Bid Bond	M-1
Schedule of Items.....	N-1 thru N-8
Construction Proposal Signature and Execution Form.....	O-1 thru O-2

NOTICE TO CONTRACTORS (11/08)

Electronic bids and electronic bid bonds for the following project will be downloaded by the Department of Transportation and Development (DOTD) on **Tuesday, June 30, 2009**. **Paper bids and paper bid bonds will not be accepted.** Electronic bids and electronic bid bonds must be submitted through www.bidx.com prior to the electronic bidding deadline. Beginning at 10:00 a.m., all bids will be downloaded and posted online at <http://www.dotd.la.gov/cgi-bin/construction.asp>. No bids are accepted after 10:00 a.m.

DBE GOAL PROJECT

STATE PROJECT NOS. 006-30-0042 and 006-30-0043

FEDERAL AID PROJECT NOS. 2607(513) and ERP1(128)

DESCRIPTION: JEFFERSON HIGHWAY (HUEY P. LONG BRIDGE – WILLIAMS BLVD.)

ROUTE: LA 48

PARISH: JEFFERSON

LENGTH: 6.180 miles

TYPE: GRAD, CLASS II BC, COLD PLANING ACP, SUPERPAVE ACP, PAVEMENT PATCHING AND WIDENING, AND RELATED WORK.

LIMITS: State Project No. 006-30-0042: LOCATED ON ROUTE LA 48 FROM THE E. END OF THE CLEARVIEW OVERPASS to ITS JUNCTION WITH WILLIAMS BOULEVARD.

LIMITS: State Project No. 006-30-0043: LOCATED ON ROUTE LA 48 FROM THE E. END OF THE CLEARVIEW OVERPASS to ITS JUNCTION WITH WILLIAMS BOULEVARD.

ESTIMATED COST RANGE: \$5,000,000 to \$7,500,000

PROJECT ENGINEER: DUPLANTIS, MICHAEL; 166 W. Third St., Kenner, LA 70062, (504) 465-3473.

PROJECT MANAGER: BRANTON, JENNIFER.

Bids must be prepared and submitted in accordance with Section 102 of the 2006 Louisiana Standard Specifications for Roads and Bridges as amended by the project specifications, and must include all information required by the proposal.

NOTICE TO CONTRACTORS (CONTINUED)

Paper plans and/or proposals may be obtained in Room 101-A of the DOTD Headquarters Administration Building, 1201 Capitol Access Road in Baton Rouge, or by contacting the DOTD; Email: sharonknight@dotd.la.gov, Phone (225) 379-1111, FAX: (225) 379-1714, or by written requests sent to the Louisiana Department of Transportation and Development, Project Control Section, P. O. Box 94245, Baton Rouge, LA 70804-9245. Proposals will not be issued later than 24 hours prior to the time set for opening bids. All Addenda, Amendments, Letters of Clarification, and Withdrawal Notices will be posted online. **Paper notices will not be distributed.** Construction proposal information may be accessed via the Internet at www.dotd.la.gov. From the LA DOTD home page, select the following options: **Doing Business with DOTD**, then **Construction Letting Information**. Once the **Construction Letting Information** page appears, find the **Notice to Contractors** box. From the drop down menu, select the appropriate letting date and press the "Go To" button to open the page, which provides a listing of all projects to be let and a **Construction Proposal Documents** link for each project. All project specific notices are found here. **It will be the responsibility of the bidder to check for updates.** If paper copies of the proposal are desired, the proposal cost is \$25.00. Paper copies of the plans are included in the proposal (no additional charge). The purchase price for paper plans and proposals is non-refundable. Additionally, plans and specifications may be seen at the Project Engineer's office or in Room 101-A of the DOTD's Headquarters Administration Building in Baton Rouge. Upon request, the Project Engineer will show the work.

All questions concerning the plans shall be submitted via the Electronic Plans Distribution Center known as **Falcon**. Questions submitted within 96 hours of the bid deadline may not be answered prior to bidding. Falcon may be accessed via the Internet at www.dotd.la.gov. From the home page, select **Doing Business with DOTD** from the left-hand menu, then select **Construction Letting Information** on the pop-up menu. On the Construction Letting Information page, select the link, ***DOTD's Plan Room***. Login to Falcon (or request an ID if a first-time user). Once logged in, you will have access to view Project Information, submit a question concerning the project, and view the plans. All submitted questions will be forwarded by email to the Project Manager and the Project Engineer for a response.

The U. S. Department of Transportation (DOT) operates a toll free "Hotline" Monday through Friday, 8:00 a.m. to 5:00 p.m., eastern time. Anyone with knowledge of possible bid rigging, bidder collusion, or other fraudulent activities should call 1-800-424-9071. All information will be treated confidentially and caller anonymity will be respected.

STATE PROJECT NOS. 006-30-0042 and 006-30-0043
SPECIAL PROVISIONS

GENERAL BIDDING REQUIREMENTS (08/06): The specifications, contract and bonds governing the construction of the work are the 2006 Edition of the Louisiana Standard Specifications for Roads and Bridges, together with any supplementary specifications and special provisions attached to this proposal.

Bids shall be prepared and submitted in accordance with Section 102 of the Standard Specifications.

The plans herein referred to are the plans approved and marked with the project number, route and Parish, together with all standard or special designs that may be included in such plans. The bidder declares that the only parties interested in this proposal as principals are those named herein; that this proposal is made without collusion or combination of any kind with any other person, firm, association, or corporation, or any member or officer thereof; that careful examination has been made of the site of the proposed work, the plans, Standard Specifications, supplementary specifications and special provisions above mentioned, and the form of contract and payment, performance, and retainage bond; that the bidder agrees, if this proposal is accepted, to provide all necessary machinery, tools, apparatus and other means of construction and will do all work and furnish all material specified in the contract, in the manner and time therein prescribed and in accordance with the requirements therein set forth; and agrees to accept as full compensation therefore, the amount of the summation of the products of the quantities of work and material incorporated in the completed project, as determined by the engineer, multiplied by the respective unit prices herein bid.

It is understood by the bidder that the quantities given in this proposal are a fair approximation of the amount of work to be done and that the sum of the products of the approximate quantities multiplied by the respective unit prices bid shall constitute gross sum bid, which sum shall be used in comparison of bids and awarding of the contract.

The bidder further agrees to perform all extra and force account work that may be required on the basis provided in the specifications.

The bidder further agrees that within 15 calendar days after the contract has been transmitted to him, he will execute the contract and furnish the Department satisfactory surety bonds.

If this proposal is accepted and the bidder fails to execute the contract and furnish bonds as above provided, the proposal guaranty shall become the property of the Department; otherwise, said proposal guaranty will be returned to the bidder; all in accordance with Subsection 103.04.

MANDATORY ELECTRONIC BIDS AND ELECTRONIC BID BONDS SUBMISSION (10/08): This project requires mandatory electronic bidding. All Specifications, whether Standard, Supplemental or Special Provisions, are hereby amended to delete any references regarding paper bids and the ability to submit paper bid forms.

The contractor shall register online to be placed on the Louisiana Department of Transportation and Development (LA DOTD) prospective bidders list or for information only list.

Modifications to proposal documents will be posted on the Department's website at the following URL address: www.dotd.la.gov/cgi-bin/construction.asp.

LA DOTD shall not be responsible if the bidder cannot complete and submit a bid due to failure or incomplete delivery of the files submitted via the internet.

STATE PROJECT NOS. 006-30-0042 and 006-30-0043
SPECIAL PROVISIONS

DBE PARTICIPATION IN FEDERAL AID CONSTRUCTION CONTRACTS (02/07):

This project is a DBE goal project. In accordance with the Required Contract Provisions for DBE Participation in Federal Aid Construction Contracts elsewhere herein, the DBE goal for approved subcontracting work on this project is **10.0 percent** of the total contract bid price. The contractor shall submit DOTD Form OMF-1A (Request to Sublet) and have it approved by the Department before any subcontract work is done on the project. Only those businesses certified by the Department as Disadvantaged Business Enterprises (DBEs) may be utilized in fulfillment of the DBE goal requirement. Such businesses are those certified by the Louisiana Unified Certification Program on the basis of ownership and control by persons found to be socially and economically disadvantaged in accordance with Section 8(a) of the Small Business Act, as amended and Title 49, Code of Federal Regulations, Part 26 (49 CFR 26).

BUY AMERICA PROVISIONS (03/95): Pursuant to the "Buy America Provisions" of the Surface Transportation Assistance Act (STAA) of 1982 as promulgated by current FHWA regulation 23 CFR 635.410 and the Intermodal Surface Transportation Efficiency Act of 1991 (ISTEA) amendment to (STAA), all steel and iron materials permanently installed on this project shall be manufactured, including application of a coating, in the United States, unless a waiver of these provisions is granted. Coating includes all processes which protect or enhance the value of the material to which the coating is applied. The request for waiver must be presented in writing to the Department by the contractor. Such waiver may be granted if it is determined that:

- (1) The application of Buy America Provisions would be inconsistent with the public interest or
- (2) Such materials are not produced in the United States in sufficient and reasonably available quantities and of a satisfactory quality.

Minimal use of foreign steel and iron materials will be allowed without waiver provided the cost of these materials does not exceed 0.1 percent of the total contract cost or \$2,500, whichever is greater; however, the contractor shall make written request to the DOTD Construction Engineering Administrator for permission to use such foreign materials and shall furnish a listing of the materials, their monetary value, and their origin and place of production.

The burden of proof for the origin and place of production and any request for waiver is the responsibility of the contractor.

Prior to the use of steel and iron materials in the project, the contractor shall furnish Mill Test Reports to the engineer for such steel and iron materials, accompanied by a notarized certification stating that the Mill Test Reports represent the steel and iron materials to be furnished and that such materials were produced and fabricated in the United States.

Pig iron and processed, pelletized, and reduced iron ore are exempt from the Buy America Provisions.

COST-PLUS-TIME BIDDING PROCEDURE (A + B METHOD)(08/06): The 2006 Standard Specifications and Supplemental Specifications, as amended elsewhere herein, are further amended as follows:

General. The process for bidding and the award of this project will take into account not only the contract amount bid but also the bidder's stated contract time in which the project will be completed to final acceptance. This method will only be used to determine the successful bidder. It will not be used to determine the award amount nor final payment to the contractor.

Definition of Terms. For this project the following definitions apply:

STATE PROJECT NOS. 006-30-0042 and 006-30-0043
SPECIAL PROVISIONS

- (a) Calendar Day – Refer to Subsection 101.03.
- (b) Contract Amount – The summation of the products of the quantities shown in the Schedule of Items multiplied by the unit bid prices.
- (c) Contract Time – The number of calendar days stated in the successful bidders proposal to complete the project to final acceptance as adjusted by authorized extensions.
- (d) Daily Road User Cost – The amount which represents the average daily cost of interference and inconvenience to the road user. The Department has assigned a daily road user cost of **\$3,000** per calendar day for this project.
- (e) Final Acceptance – Refer to Subsection 105.17(b).

Preparation of Proposal. In addition to all other bidding requirements of the project specifications, the bidder shall state his required completion time in the space provided on the “CONTRACT TIME” form contained elsewhere herein. The proposed completion time shall be based on the construction phases shown in the plans in their respective order and will be a factor used in considering bids for award. The stated number of calendar days required for completion will be the contract time for this project should the bidder be successful. The total number of days stated by the bidder to complete the project shall not exceed the maximum allowable contract time stated on the “CONTRACT TIME” form contained elsewhere herein. Bids not including a contract time, or showing time to completion in excess of the maximum amount will be considered irregular and will be rejected.

Consideration of Bids. After bids are opened and read, they will be compared based on the Total Bid Amount as determined by the following formula. In case of equal total bid amounts between qualified bidders, award will be made to the bidder proposing the lowest contract time.

$$\text{Total Bid Amount} = A + B$$

Where:

A = the contract amount as defined herein.

B = the product of the number of calendar days of contract time stated by the bidder and the daily road user cost contained herein.

Conditional Notice to Proceed/Notice to Proceed. If this A + B project is awarded during the months of September, October or November, the Department will consider issuing a Conditional Notice to Proceed with an expiration date of March 1 of the following calendar year, whereupon a Notice to Proceed will become effective. Such request for delay from the contractor shall be in writing with justification for the delay. If a Conditional Notice to Proceed is issued then any assembly period, as provided in the special provision “Contract Time”, is negated.

Late Completion. Should the contractor fail to complete the project to final acceptance prior to expiration of the contract time, stipulated damages will be charged an amount equal to the daily road user cost stated herein.

INTENT OF CONTRACT (11/95): Subsection 104.01, Intent of Contract, is amended to include the following.

- (a) Covenant of Good Faith and Fair Dealing.

This contract imposes an obligation of good faith and fair dealing in its performance and enforcement.

STATE PROJECT NOS. 006-30-0042 and 006-30-0043
SPECIAL PROVISIONS

The contractor and the Department agree from the beginning to focus on creative cooperation, to avoid adverse confrontation, and to foster mutual respect, along with a positive commitment to honesty and integrity, and agree to the following mutual duties.

- (1) Each will function within the laws and statutes applicable to their duties and responsibilities.
- (2) Each will communicate in an open and candid manner.
- (3) Each will assist in the other's performance.
- (4) Each will avoid hindering the other's performance.
- (5) Each will proceed to fulfill its obligations diligently.
- (6) Each will cooperate in the common endeavor of the contract.

(b) Voluntary Partnering.

The Louisiana Department of Transportation and Development intends to encourage the foundation of a cohesive partnership with the contractor and its principal subcontractors and suppliers. This partnership will be structured to draw on the strengths of each organization to identify and achieve reciprocal goals. The objective is a cooperative approach to contract management that will reduce costs, litigation, and "stress" while completing the project in accordance with the plans and specifications.

This partnership will be bilateral in makeup, and participation in partnering will be totally voluntary and is not a requirement of the contract.

A partnering conference is to be implemented and held prior to beginning construction. The contractor's management personnel and the Project Engineer will initiate a partnering development conference. They, working with the assistance of the District Construction Engineer, will make arrangements to determine the facilitator, the attendees at the conference, agenda of the conference, duration, and location. Persons required to be in attendance will be the Project Engineer and key project personnel; the contractor's on-site project manager and key project supervision personnel of both the prime and principal subcontractors and suppliers. The project design engineers, FHWA, key company representatives, and key local government personnel will also be invited to attend as necessary. The contractor and DOTD will also be required to have Regional/District and Corporate/State level managers on the project team.

Any cost associated with effectuating this partnering will be agreed to by both parties and will be shared equally and will be paid for in accordance with Subsection 109.04. The contractor, DOTD, FHWA and all others invited to the partnering conference will be responsible for any expenses incurred by their respective employees which includes salaries, travel, and lodging.

Follow-up conferences may be held periodically throughout the duration of the contract as agreed by the contractor and the DOTD.

The establishment of a partnership charter on a project will not change the legal relationship of the parties to the contract nor relieve either party from any of the terms of the contract. This partnership charter is intended only to establish an environment of cooperation and communication between all parties involved with the completion of the project.

MAINTENANCE OF TRAFFIC (11/13/08): Subsection 104.03 of the 2006 Standard Specifications is amended to include the following requirements.

The contractor shall provide for and maintain through and local traffic at all times and shall conduct his operations in such manner as to cause the least possible interference with traffic at junctions with roads, streets and driveways.

STATE PROJECT NOS. 006-30-0042 and 006-30-0043
SPECIAL PROVISIONS

The contractor shall conduct his paving operations on one side of the roadway at a time. The side of the roadway, including shoulder, that is open to traffic shall be clear at all times.

When the plans show asphaltic concrete pavement layers to be placed in thicknesses of 2 inches (50 mm) or less, the contractor will be permitted to pave in one lane for a full day; the adjacent lane may be paved the following workday. When pavement layers are greater than 2 inches (50 mm) thickness, the contractor shall use a Wedged Joint and will be permitted to pave in one lane for a full day; the adjacent lane shall be paved the following day or place approximately 1/2 of each day's production in one lane and the remainder in the adjacent lane.

At the end of each day's paving operations, temporary pavement markings shall be in place and proper signs and barricades displayed. During the period that all lanes are open to traffic, the contractor shall neither store material nor park equipment on roadway shoulders.

When asphaltic concrete pavement is cold planed to a depth of 2 inches (50 mm) or less, the contractor will be permitted to cold plane in one lane for a full day; the adjacent lane may be cold planed the following workday. When the depth of cold planing is greater than 2 inches (50 mm), the contractor shall cold plane approximately 1/2 of each day's production in one lane and the remainder in the adjacent lane.

All asphaltic concrete pavement new construction, overlays, and shoulder surfacing operations open to traffic shall be conducted in accordance with the following requirements.

1. Shoulder Subgrade Preparation: Any required embankment widening shall be completed before placement of the asphaltic concrete overlay. All vegetation shall be removed from existing shoulders before beginning temporary or final shoulder construction. When the Shoulder Wedge is required, the contractor shall blade and shape existing shoulder material to form a uniform surface under the wedge prior to placement of the asphaltic concrete overlay.

2. Temporary Shoulder Construction: Temporary shoulder construction described herein shall be completed at the end of each day's operations for all asphaltic concrete courses except the final wearing course. There shall be no drop-off from the pavement edge to the shoulder. The contractor shall blade and shape existing shoulder material against, and approximately level with, the top of the pavement surfacing to form a temporary shoulder with a uniform slope from the pavement edge to the existing shoulder line, or to a point 10 feet (3 m) from the pavement edge. If existing shoulder materials are insufficient, the contractor shall furnish, place and shape additional shoulder surfacing materials to form the temporary shoulder. Existing and/or additional materials for temporary shoulders shall be to the satisfaction of the engineer. Compaction shall be by approved methods.

No direct payment will be made for constructing and subsequently reshaping temporary shoulders, except payment for additional materials under appropriate pay items.

PUBLIC CONVENIENCE AND SAFETY (09/05): Subsection 107.07 of the Standard Specifications is amended to include the following.

The procurement of police officers for public safety during construction shall be in accordance with the Department's Policy for Use of Police Officers in Construction/Maintenance Work Zones. The DOTD project engineer shall determine the need for police officers to assist in controlling traffic in a particular work zone. The number of officers needed, the tasks they will perform, and their location within the work zone will vary as a function of the zone type. Police officers shall be placed at strategic locations at times during construction as determined by the DOTD project engineer.

STATE PROJECT NOS. 006-30-0042 and 006-30-0043
SPECIAL PROVISIONS

The three types of law enforcement services are Police Presence, Police Enforcement and Police Traffic Control. Police Presence is defined as the use of police officers at the beginning of the active work zone area utilizing their blue lights to gain the attention of drivers. Police Enforcement is utilized when enforcement is required to enhance the safe operation of the work zone. Police Traffic Control is to be used in detour / diversion situations.

The DOTD project engineer will extend an invitation to the appropriate Louisiana State Police (LSP) Troop Commander to attend the pre-construction conference.

Prior to commencing the work on the project, the contractor shall contact the LSP Troop Commander to obtain law enforcement services of police officers during construction. If the LSP Troop is unable to provide law enforcement services for the project work zone, the LSP Troop Commander or the contractor will extend the invitation to the appropriate local law enforcement authorities.

Police officers will report directly to the contractor. However, the contractor will not have the authority to direct the placement of the police officer or the patrol vehicle in situations that are contrary to established procedures and/or could endanger the police officer. The DOTD project engineer will make the final determination on all issues regarding police officer responsibility in work zones.

Prior to the beginning of the shift, the contractor shall provide a daily work zone briefing to the police officer. For major changes in traffic patterns, advanced notification shall be provided to the police agency working the detail. This information should also be provided to the motoring public through the DOTD district and / or the LSP Troop.

The contractor shall pay for law enforcement services provided by the police officers based on the hourly wage and vehicle rate fee schedule below. The Department will reimburse the contractor monthly for the incurred cost. The contractor shall furnish time record documentation with the request for reimbursement. The provisions of Subsection 109.04 shall not apply to this reimbursement.

The agreed upon fee schedule for police officers in the work zone is as follows:

\$25 per vehicle per day - vehicle use fee

\$40 per hour per officer (one officer per vehicle) (minimum 2 hours).

ENVIRONMENTAL PROTECTION (08/06): Subsection 107.14 of the 2006 Standard Specifications is amended to include the following paragraphs at the end of this subsection.

The Notice of Intent (NOI) will be submitted by the Department to the Louisiana Department of Environmental Quality (LADEQ) prior to the project letting. The project engineer will complete and submit the Notice of Termination (NOT) to the LADEQ after final stabilization of the site, in accordance with the terms of the permit.

The use of erosion control features or methods other than those in the contract shall be as directed.

The Storm Water Pollution Prevention Plan shall be comprised of Section 204 of the standard specifications along with applicable supplemental specifications and special provisions, and Standard Plan EC-01, "Temporary Erosion Control Details."

SUBLETTING OF CONTRACT (01/83): In accordance with Subsection 108.01 of the Standard Specifications, the following items are designated as "Specialty Items":

Item 202-02-36000, Removal of Railroad Grade Crossing

STATE PROJECT NOS. 006-30-0042 and 006-30-0043
SPECIAL PROVISIONS

Item 731-02-00100, Reflectorized Raised Pavement Markers
Item 732-01-01040, Plastic Pavement Striping (8" Width) (Thermoplastic 90 mil)
Item 732-01-01080, Plastic Pavement Striping (24" Width) (Thermoplastic 90 mil)
Item 732-02-01000, Plastic Pavement Striping (Solid Line) (4" Width) (Thermoplastic 40 mil)
Item 732-03-01000, Plastic Pavement Striping (Broken Line) (4" Width) (Thermoplastic 40 mil)
Item 732-04-01080, Plastic Pavement Legends and Symbols (Arrow – Left Turn)
Item 732-04-01100, Plastic Pavement Legends and Symbols (Arrow – Right Turn)
Item 732-04-15020, Plastic Pavement Legends and Symbols (ONLY)
Item 732-04-19000, Plastic Pavement Legends and Symbols (SCHOOL CROSSING)
Item 736-09-00100, Loop Detector
Item 741-11-00100, Adjusting Water Valve
Item 741-11-00200, Adjusting Water Valve and Meter Box

CRITICAL PATH METHOD (CPM) FOR CONSTRUCTION PROGRESS

SCHEDULING (12/08): Critical Path Methods (CPM) as described and with terms as defined in the Associated General Contractors of America (AGC) publication, *Construction Planning and Scheduling*, latest edition, shall be used in construction scheduling, establishing the critical items of work, and measuring progress of the work. In case of discrepancy between these specifications and *Construction Planning and Scheduling*, these specifications shall govern.

Section 108, Prosecution and Progress of the 2006 Standard Specifications and the Supplemental Specifications thereto is amended as follows.

Subsection 108.03, Construction Progress Schedule: This subsection is deleted and the following substituted.

The contractor shall submit to the project engineer for approval, CPM Construction Schedules, Summary of Activities tabulations, and Scheduled Earnings tabulations, all as described hereinafter, and altogether defined as "Construction Progress Schedule" or "Construction Schedule". The Construction Progress Schedule shall be based on the planned and specified finished work, the maintenance of traffic restrictions, and other design requirements given in the plans and specifications. Each sheet or page of each submittal shall be identified with the contractor's company name, state project number, project name, date prepared, revision dates, and sheet or page number. If the submittals are not prepared by the contractor's own staff, the company name of the preparer shall be shown on each sheet or page.

The critical activities as shown on the approved Construction Schedule will be considered in establishing the controlling item of work. If the Construction Schedule has not been approved, the engineer will establish the controlling work item and charge the contract time accordingly. Scheduled Earnings will be the basis for measurement of contractor's progress.

Approved Construction Progress Schedules and approved associated data shall become part of the contract documents. Un-approved Construction Progress Schedules and associated data shall not be considered relevant or applicable for any purposes during or after completion of the project and shall not be binding on the Department. The sequence of work as represented on the Construction Progress Schedule and subsequent updates shall be interpreted as being the intention of the contractor at the time that the schedule was made.

STATE PROJECT NOS. 006-30-0042 and 006-30-0043
SPECIAL PROVISIONS

(a) Construction Schedule: The Construction Schedule shall be a Critical Path Method (CPM) graphic diagram, computer prepared, utilizing the Precedence Diagramming Method (PDM). For the calendar day contract, the Gregorian calendar shall be used.

The schedule shall show and describe the various activities of work required to complete the contract in sufficient detail so that all activities are readily identifiable and progress on the activities can be readily measured. Sufficient detail in bridge work means each element of work (piles, footings, columns, caps, rebar, cure time, etc.) of individual bents; each element of work in individual spans (girders, strip seal joints, Class AA, rebar, cure time, etc.); individual approach slabs; railings; rebar for all of the above as separate activities; and, miscellaneous other bridge work. Sufficient detail in road work means individual runs of pipe in drainage structures; individual box culverts; individual detour roads; the embankment, excavation, base and paving layers within definable geometric limits (e.g., from station to station, within a single ramp, etc.). Physical locations of activities within definable geometric limits (e.g., from station to station, within a single ramp, individual bents, individual spans, etc.) shall be included in the activity description or shown in activity codes relative to each activity. It shall include submittals and approvals of critical samples, shop drawings, procedures, order lists (pilings for example), or other things that could have a significant schedule impact.

Relatively minor items of work, similar or non-similar, may be grouped together into one activity (or more). Activities to be performed by subcontractors shall be included and identified. The schedule shall show the sequence in which the activities are to be accomplished and their dependency relationships. The estimated contract earnings and pay item quantities associated with each activity shall be included, and the sum of the estimated earnings shall equal the current contract amount.

The duration of activities shall be in whole calendar days and no activity shall have duration of less than one calendar day or more than 30 calendar days. The ending event of the schedule shall be a finish milestone identified as "Contract Completion Date". Its sole predecessor shall be "Reserved Float". The sole predecessor of "Reserved Float" shall be "Final Inspection" which shall be a finish milestone and shall have as predecessors all of the activities that must be completed prior to the Department's final inspection of the work. The duration of "Reserved Float" is the difference between "Final Inspection" and "Contract Completion Date". "Reserved Float" is defined as that part of the shared float reserved exclusively for the contractor's use. The contract date for stipulated damages will be adjusted by change order to the beginning date of the activity "Reserved Float".

The Construction Schedule shall be computer plotted on sheets not larger than 22 inches x 36 inches and shall show a continuous flow of information from left to right with no arrows from right to left and shall be drawn to a time scale of calendar days. The critical path shall be clearly identified. Resource constraints shall be identified, as shall scheduled starts or completions imposed on the schedule by the contractor.

The contractor shall submit color-coded graphics in the required multiple copies. The choice of the color coding must remain in effect for the life of the contract.

The contractor shall provide the Department with the means to electronically translate the Construction Schedule data into a configuration that can be read and processed by the Department or its consultants' hardware and Primavera software. If the contractor elects to use SureTrak Project Manager software, the following defaults must be placed: (1) resources shall be non-driving; (2) default activity type shall be "Task"; (3) activity type shall not be "Independent"; (4) duration display style shall be "Day (d)"; (5) float style shall be "Days"; and,

STATE PROJECT NOS. 006-30-0042 and 006-30-0043
SPECIAL PROVISIONS

(6) dates time format shall be "Don't show time". The revenue feature in SureTrak Project Manager does not translate to Primavera Project Planner (P3), so in SureTrak Project Manager the earnings must be entered as cost data. In both the SureTrak Project Manager and in the Primavera Project Planner (P3) "Back up" menu selection, the contractor will ensure that the option "Remove access list during backup" is checked. In addition, the project must be saved in SureTrak as a "Concentric P3" Type project.

(b) Summary of Activities: The Summary of Activities shall be a tabulation of all activities shown on the Construction Schedule, and shall accurately reflect the data used in preparation of the Construction Schedule. The summary shall be computer generated and sequenced by activity number. Each activity shall include as a minimum the following, in calendar days:

1. Activity numbers.
2. Activity description.
3. Estimated duration of activity.
4. Early start.
5. Late start.
6. Constrained start, if constrained.
7. Early finish.
8. Late finish.
9. Constrained finish, if constrained.
10. Status (whether critical).
11. Free float.
12. Total float.
13. Monetary value of the activity.
14. Remaining duration and calendar days used.

(c) Scheduled Earnings: The Scheduled Earnings shall be a product of the software creating the Construction Schedule and shall be a tabulation of accumulated scheduled contract earnings, based on late starts, measured in accumulated dollars for all activities, for each monthly partial estimate. The tabulation shall be prepared from the Construction Schedule and shall be computer generated. The Schedule of Earnings will not include advanced payments for stockpiled materials.

(d) Cash Management Document: When designated as a Cash Management Project, prior to the issuance of the Notice to Proceed, the contractor shall provide to the Department and obtain approval from the Department of the Scheduled Earnings report as described above, except that it shall be based on early starts. The Department will use this report for its cash management purposes. Failure of the contractor to provide and obtain approval of the Scheduled Earnings Report will result in withholding of any funds due the contractor.

(e) Submittal: Prior to or at the preconstruction conference the contractor shall submit to the project engineer for approval, in triplicate, a Construction Schedule giving a proposed schedule of operations that provides for completion of the work, a Summary of Activities tabulation, a Scheduled Earnings tabulation, and a Forty-Five Day Look-Ahead task list. The contractor shall also submit the Construction Schedule data electronically capable of being processed with the hardware and software being used by the Department or its consultants.

Within 7 calendar days after receipt of the submittal, the project engineer and contractor shall meet and review the proposed schedules and tabulations. Any revisions resulting from the

STATE PROJECT NOS. 006-30-0042 and 006-30-0043
SPECIAL PROVISIONS

review shall be submitted, in triplicate, for approval within 7 calendar days after the meeting. This procedure will be repeated as necessary. The approved final schedule shall be called the "Baseline Schedule".

Failure to have obtained approval of a Baseline Schedule and tabulations within 20 calendar days after the Notice to Proceed will result in withholding twenty-five percent of the amount of partial estimates until such schedules and tabulations are submitted and approved. Failure to have obtained approval of a Baseline Schedule and tabulations within the third estimate period may result in the Department's determination that the contractor is in default under the provisions of Subsection 108.09.

(f) Construction Schedule Updates: The contractor shall update and submit each month, within 7 calendar days after the partial estimate is submitted, the Construction Schedule critical path diagram, Summary of Activities tabulation, Scheduled Earnings tabulation, a Forty-Five Day Look-Ahead task list, and a current Turnaround Document as follows:

- (1) The updated Construction Schedule critical path diagram will be in the same form as that submitted in (e) Submittal. It will be updated for progress through the estimate closing date, recalculated and plotted. The contractor will revise, adjust, and recalculate the schedule so that the difference in the work completion date calculated by the Retained Logic Method shall not be more than one-half an estimate period different from the work completion date calculated by the Progress Override Method. The Construction Schedule critical path diagram will show both the look ahead critical path for the duration of the project and the look back critical path as reported in the prior months.
- (2) The updated Summary of Activities and Scheduled Earnings tabulation will be in the same form as that submitted in (e) Submittal. It will be updated for progress through the estimate closing date, recalculated and printed.
- (3) The Forty-Five Day Look-Ahead task list will show all incomplete activities which the logic has determined either should be or may be active during the next forty-five days. It will be plotted in a graphic form similar to that of the Construction Schedule critical path diagram.
- (4) The Turnaround Document will be a listing of the log record of a new activity added monthly to the schedule for the purpose of keeping a current presentation of the following information:

STATE PROJECT NOS. 006-30-0042 and 006-30-0043
SPECIAL PROVISIONS

- a. The original contract completion date presented as actual calendar date.
- b. The number of days added to the contract by approved change order (if any, if none, so state).
- c. The present computed completion date presented as an actual calendar date and as a workday number, if applicable.
- d. A list of activities deleted and added (if any, if none, so state), including their descriptions.
- e. A list of logic changes and the reasons for the changes (if any, if none, so state).
- f. A list of budget changes and the reasons for the changes (if any, if none, so state).
- g. A narrative description of any other changes to the Construction Schedule critical path diagram.

Failure to submit the monthly updates of the Construction Progress Schedules within 7 calendar days after the partial estimate was submitted will result in withholding of twenty-five percent of the amount of partial estimate payments until such schedules are submitted and approved. Failure to have obtained approval of three consecutive monthly updates of the Construction Progress Schedule may result in the Department's determination that the contractor is in default under the provisions of Subsection 108.09.

(g) CPM Reviews: The project engineer will designate the time and location for review of construction progress. The contractor's representative designated under Subsection 105.05 will be required to attend the construction progress review or a contractor's representative directed by the project engineer shall attend. The current approved Construction Schedule, Summary of Activities and Scheduled Earnings tabulations shall be reviewed, and required or desired changes discussed and documented.

As a minimum the following shall be discussed: contractor's compliance with approved schedules and tabulations, delays, proposed and approved contract quantity increases and decreases, proposed and approved extra work, actual starts, durations and finishes, and actual contract earnings.

If requested by the project engineer, within 7 calendar days following the review meeting the contractor shall submit to the project engineer for approval, in triplicate, a revised Construction Schedule, Summary of Activities tabulation, and Scheduled Earnings tabulation, and Forty-Five Day Look-Ahead, all in accordance with paragraph (e) Submittal, and all brought up to date to reflect agreements made at the review meeting. Failure to submit the revision of the Construction Progress Schedules within 7 calendar days after the request will result in withholding of twenty-five percent of the amount of partial estimate payments until such schedules are submitted and approved. Failure to have obtained approval of three consecutive monthly updates of the Construction Progress Schedule may result in the Department's determination that the contractor is in default under the provisions of Subsection 108.09.

(h) The CPM Construction Schedule will be provided at no direct pay.

Subsection 108.04, Prosecution of Work: Heading (b), Disqualification, is deleted and the following is substituted.

(b) Disqualification. The contractor's progress will be determined monthly at the time of each partial estimate, and will be based on the total amount of money earned by the contractor, excluding advanced stockpiled material, as shown by the partial estimate compared to scheduled

STATE PROJECT NOS. 006-30-0042 and 006-30-0043
SPECIAL PROVISIONS

earnings as shown by the approved Scheduled Earnings tabulation, as of the end of the partial estimate period. If the contractor's progress is more than 10 percent behind scheduled earnings, the contractor may be notified that he is not prosecuting the work in an acceptable manner. If requested by the Department, the contractor must meet with and provide the project engineer with an acceptable written plan which details how the contractor will re-gain lost progress and prosecute remaining work. If the contractor's progress is more than 20 percent behind the elapsed contract time, the contractor and the surety will be notified that he is not prosecuting the work in an acceptable manner. The contractor must meet with and provide the project engineer with an acceptable written plan which details how the contractor will re-gain lost progress and prosecute remaining work.

A contractor who is in default in accordance with Subsection 108.09 (a) (1) and actual earnings versus scheduled earnings are 5.0 percent or more, the contractor shall be immediately disqualified. The contractor shall remain disqualified until the project has received a final inspection and has been recommended for final acceptance. Should the surety or the Department take over prosecution of the work, the contractor shall remain disqualified for a period of one year from the completion of the project, unless debarment proceedings are instituted.

During the period of disqualification, the contractor will not be permitted to bid on contracts nor be approved as a subcontractor on contracts. Any bid submitted by the contractor during the period of disqualification will be considered irregular.

Subsection 108.07, Determination and Extension of Contract Time: This subsection is amended as follows.

The third and fourth paragraphs are deleted and the following substituted.

The contract time for the work as awarded is based on the original quantities as defined in Subsection 102.05 and includes time to procure material, equipment and an adequate labor force to complete the work. If satisfactory fulfillment of the contract requires performance of work in greater quantities than those specified, or requires performance of extra work in accordance with Subsection 104.02 and the contractor requests additional contract time, the contractor shall submit a proposed CPM schedule based on the latest approved CPM schedule showing the increased time and revised completion date for approval by the Department. When the contract is altered in accordance with Subsection 104.02 and the engineer determines that a reduction in contract time is warranted due to decreased effort, the contractor shall submit a proposed CPM schedule based on the latest approved CPM schedule showing the reduced time and revised completion date for approval by the Department. A CPM schedule will be required for the engineer to process a change order that either increases or decreases the contract time.

If the contractor finds it impossible, for reasons beyond the contractor's control, to complete the work within the contract time as specified or as extended in accordance with the provisions of this subsection, the contractor shall, at the time the delay occurs make a written request to the engineer for an extension of time setting forth therein the reasons which justify granting the request. Such written request shall conform to the requirements of EDSM III.1.1.28. If the request does not so conform, the contractor hereby agrees to and shall be deemed to have expressly waived any claim for such additional time. The contractor's plea that insufficient time was specified is not a valid reason for extension of time. If the engineer finds that the work was delayed because of conditions beyond the control and without the fault of the contractor, the engineer may extend the contract time in such amount as conditions justify. The contractor's written request to the engineer for an extension of contract time shall include a

STATE PROJECT NOS. 006-30-0042 and 006-30-0043
SPECIAL PROVISIONS

proposed CPM schedule based on the latest approved CPM schedule update showing the increased time and revised completion date for approval by the Department. This CPM schedule document will be required for the engineer to process a change order that changes the contract time.

DETERMINATION AND EXTENSION OF CONTRACT TIME (12/08): Subsection 108.07, Determination and Extension of Contract Time, is amended to include the following.

The contractor shall document for each month of scheduled construction, the occurrence of adverse weather conditions having an impact on controlling items of work. An adverse weather day is a previously scheduled or normally scheduled work day on which rainfall, wet conditions or cold weather will prevent construction operations on the controlling work activity from proceeding for at least 5 continuous hours of the day or 65 percent of the normal work day, whichever is greater, with the normal working force engaged in performing the controlling item of work. If the contractor submits a written request for additional contract time due to adverse weather conditions, the contractor's request will be considered only after the Department agrees with the days and then only for adverse weather days in excess of the allowable number of days per month stated below. Adverse weather days will be documented by the Engineer and agreed upon monthly. Adverse weather days will be prorated for partial months when a work order or final inspection is issued other than the first or last of the month and agreed to by the Department. If the contractor is being considered for disqualification by the Department, an equitable adjustment in contract time may be made at the end of the original contract period, including all days added by approved change orders. Contract time will be adjusted by comparing the actual number of adverse weather days to the statistical number of adverse weather days over the specific time period per the table below. The resulting number of adverse weather days will be multiplied by 1.45 to convert to calendar days. Adjustments for adverse weather cannot result in a contract time reduction. Once adjusted, a new adverse weather day accounting will begin using the adverse weather conditions having an impact on the controlling items of work, in excess of the allowable number of days per month stated below. A second and final contract time adjustment will then be done at the final acceptance of the project. An adjustment in the contract time due to adverse weather will not be cause for an adjustment in the contract amount. There will be no direct or indirect cost reimbursement for excess adverse weather days.

The following are anticipated adverse weather days that the contractor shall include in each month of his calendar day construction schedule.

January	10 days	May	5 days	September	4 days
February	9 days	June	6 days	October	3 days
March	8 days	July	6 days	November	7 days
April	7 days	August	5 days	December	7 days

STATE PROJECT NOS. 006-30-0042 and 006-30-0043
SPECIAL PROVISIONS

PAYMENT ADJUSTMENT (12/08): Section 109, Measurement and Payment of the 2006 Standard Specifications and the supplemental specifications thereto, is amended to add the following.

This project is designated for payment adjustment for asphalt cements and fuels in accordance with Subsection 109.09 as follows.

109.09 PAYMENT ADJUSTMENT (ASPHALT CEMENTS AND FUELS).

(a) General: Payment for contract items indicated herein will be adjusted to compensate for cost differentials of Performance Graded (PG) asphalt cements, gasoline, and diesel fuel when such costs increase or decrease more than 5 percent from the Department's established base prices for these items. The base price indices for asphalt cements and fuels will be the monthly price indices in effect at the time bids are opened for the project. The base price indices for asphalt cements will be as stated in paragraph (b) below. The base price index for fuels will be as stated in paragraph (c) below.

Payment adjustments will be made each monthly estimate period when a price index for this period varies more than 5 percent from its respective base price index. The monthly price indices to be used with each monthly estimate will be the price indices for the month in which the estimate period begins.

If the project is placed in default, payment adjustments will be based on the monthly price indices used for the last monthly estimate period prior to the project being placed in default, unless a monthly price index decreases in which case the lower monthly price index will be used.

If it is determined after completion of work on any eligible item that the total quantity paid to date must be adjusted to reflect more accurate quantity determinations, the Department will prorate the additional quantity to be added or subtracted over all previous estimate periods in which the item of work was performed in order to determine additional payment adjustments. If payment adjustments were made during any of these partial estimate periods, this added or subtracted quantity that has been prorated will likewise have payment adjustments calculated and included.

(b) Performance Graded (PG) Asphalt Cements: The base price index will be the monthly price index in effect at the time of bid opening as shown elsewhere herein. The monthly price indices will be the average, excluding the extreme outliers, of the unit prices for PG 64-22, the average, excluding the extreme outliers, of the unit prices for PG 70-22m, and the average, excluding the extreme outliers, of the unit prices for PG 76-22m. The monthly prices for each of these asphalt materials will be F.O.B. refinery or terminal as determined from the quoted prices effective on the first calendar day of each month from suppliers of these materials. Suppliers considered are those who have requested to participate in the liquid asphalt index determination and have supplied materials on DOTD projects within the past twelve months. These suppliers and materials shall be listed on the Department's Qualified Products List (QPL 41) and must be marketed in Louisiana. For Asphalt Cements not listed above, the following shall be considered equivalent for payment adjustments:

STATE PROJECT NOS. 006-30-0042 and 006-30-0043
SPECIAL PROVISIONS

Pay Item Equivalents Eligible for Asphalt Pay Adjustment

Performance Graded Asphalt Cement	Equivalent PG Asphalt Cement for Payment Adjustment
PG 58-28	PG 64-22
PG 64-22	PG 64-22
PG 70-22m	PG 70-22m
PG 76-22m	PG 76-22m
PG 82-22rm	PG 64-22

Payment adjustments will be made in accordance with the following formulas:

If Monthly Price Index exceeds Base Price Index,

$$P_a = (A - 1.05B) \times C \times D \times (1.00 + T)$$

If Base Price Index exceeds Monthly Price Index,

$$P_a = (0.95B - A) \times C \times D \times (1.00 + T)$$

Where:

- P_a = Price adjustment (increase or decrease) for asphalt cement.
 A = Monthly Price Index for respective PG 64-22, PG 70-22m, or PG 76-22m in dollars per ton/megagram.
 B = Base Price Index for respective PG 64-22, PG 70-22m, or PG 76-22m in dollars per ton/megagram.
 C = Tons/megagrams of asphaltic concrete.
 D = Percent of respective asphalt cement, per job mix formula, in decimals.
 T = Louisiana sales tax percentage, in decimals.
(Note: Local tax is not considered)

The engineer will furnish the weights (mass) of asphaltic concrete placed during the monthly estimate period with the respective asphalt cement content, excluding the asphalt content in reclaimed asphaltic pavement (RAP) as per job mix formula. If the asphalt cement content changes during the estimate period, the respective weight (mass) of asphaltic concrete produced at each cement content will be reported.

All contract pay items using PG 58-28, PG 64-22, PG 70-22m, PG 76-22m, and PG 82-22rm shall be eligible for payment adjustments of asphalt materials; except no payment adjustment will be made for contract pay items under Subsection 510-01, "Pavement Patching", Section 507, "Asphaltic Surface Treatment", nor for any emulsions of cutbacks.

Item 510-02, Pavement Widening, and all contract pay items under Sections 502 and 508, will be eligible for payment adjustments of asphalt materials. No payment adjustment will be made for other asphalt materials, including emulsions and cutbacks.

The base price indices for asphalt cements and fuels will be posted on the DOTD internet website before the 10th calendar day of each month at the following URL: www.dotd.louisiana.gov/lettings/lac_price_index/priceindices.asp.

(c) Fuels: The base price index for this project will be the monthly price index in effect when bids are opened for the project. The monthly price index will be the minimum price

STATE PROJECT NOS. 006-30-0042 and 006-30-0043
SPECIAL PROVISIONS

quotations for unleaded gasoline and No. 2 diesel fuel listed for the New Orleans area in *Platt's Oilgram and Price Report* effective on the first calendar day of each month.

Payment adjustment will be made in accordance with the following formulas:

If Monthly Price Index exceeds Base Price Index,

$$P_a = (A - 1.05B) \times Q \times F$$

If Base Price Index exceeds Monthly Price Index,

$$P_a = (0.95B - A) \times Q \times F$$

Where:

P_a	=	Price adjustment.
A	=	Monthly Price Index in dollars per gallon/liter.
B	=	Base Price Index in dollars per gallon/liter.
Q	=	Pay Item Quantity (Pay Units).
F	=	Fuel Usage Factor Gal (L)/Pay Unit.

The following is a listing of contract pay items that are eligible for payment adjustment and the fuel usage factors that will be used in making such adjustment. Contract items that expand the items listed herein by use of letter or number designations are also eligible for fuel price adjustments; for example:

Item 601-01-G, Portland Cement Concrete Pavement 8 inches (200 mm) thick.

STATE PROJECT NOS. 006-30-0042 and 006-30-0043
SPECIAL PROVISIONS

**ELIGIBLE CONTRACT PAY ITEMS & FUEL USAGE FACTORS FOR FUEL
PAYMENT ADJUSTMENT⁷**

ITEM NO.	PAY ITEM	UNITS	MIN. ORIGINAL CONTRACT QUANTITY FOR PAY ADJUSTMENT	FUEL USAGE FACTORS	
				Diesel ²	Gasoline
203-01 ¹	General Excavation	gal/cu yd	10,000 cu yd	0.29	0.15
203-02	Drainage Excavation	gal/cu yd	10,000 cu yd	0.29	0.15
203-03 ¹	Embankment	gal/cu yd	10,000 cu yd	0.29	0.15
203-04	Nonplastic Embankment	gal/cu yd	10,000 cu yd	0.29	0.15
203-07	Borrow (Vehicular Measurement)	gal/cu yd	10,000 cu yd	0.29	0.15
301-01	Class I Base Course	gal/cu yd	3,000 cu yd	0.88	0.57
301-02	Class I Base Course (" Thick)	gal/sq yd	50,000 sq yd	0.04	0.03
302-01	Class II Base Course	gal/cu yd	3,000 cu yd	0.88	0.57
302-02	Class II Base Course (" Thick)	gal/sq yd	50,000 sq yd	0.04	0.03
303-01	In-Place Cement Stabilized Base Course	gal/sq yd	50,000 sq yd	0.04	0.03
304-02	Lime Treatment (Type B)	gal/sq yd	50,000 sq yd	0.04	0.03
304-03	Lime Treatment (Type C)	gal/sq yd	50,000 sq yd	0.04	0.03
304-04	Lime Treatment (Type D)	gal/sq yd	50,000 sq yd	0.04	0.03
305-01	Subgrade Layer (" Thick)	gal/sq yd	50,000 sq yd	0.04	0.03
308-01	In-Place Cement Treated Base Course	gal/sq yd	50,000 sq yd	0.04	0.03
401-01	Aggregate Surface Course (Net Section)	gal/cu yd	3,000 cu yd	0.88	0.57
401-02	Aggregate Surface Course (Adjusted Vehicular Measurement)	gal/cu yd	3,000 cu yd	0.88	0.57
502-01	Superpave Asphaltic Concrete	gal/ton	1000 ton	2.40 ³	0.2
502-02	Superpave Asphaltic Concrete	gal/cu yd	500 cu yd	4.80 ⁴	0.4
502-03	Superpave Asphaltic Concrete (" Thick)	gal/sq yd	10,000 sq yd	0.13 ^{5,6}	0.01 ⁶
508-01	Asphaltic Concrete (SMA)	gal/ton	1000 ton	2.40 ³	0.2
510-02	Pavement Widening	gal/sq yd	3,000 sq yd	0.86	0.24
601-01	Portland Cement Concrete Pavement (" Thick)	gal/sq yd	15,000 sq yd	0.11	0.15

- 1 If project has both 203-01 & 203-03, only the item with larger quantity is eligible.
- 2 For fuel adjustment purposes, the term "diesel" shall represent No. 2 or No. 4 fuel oils or any of the liquified petroleum gases, such as propane or butane.
- 3 If natural gas or coal is used instead of diesel for aggregate drying and heating the fuel usage factor shall be 1.67 gal/ton.
- 4 If natural gas or coal is used instead of diesel for aggregate drying and heating the fuel usage factor shall be 13.34 gal/cu yd.
- 5 If natural gas or coal is used instead of diesel for aggregate drying and heating the fuel usage factor shall be 0.09 gal/sq yd.
- 6 Per inch of thickness.
- 7 No fuel adjustment will be allowed for waste oil.

**STATE PROJECT NOS. 006-30-0042 and 006-30-0043
SPECIAL PROVISIONS**

**ELIGIBLE CONTRACT PAY ITEMS & FUEL USAGE FACTORS FOR FUEL
PAYMENT ADJUSTMENT (METRIC)⁷**

ITEM NO.	PAY ITEM	UNITS	MIN. ORIGINAL CONTRACT QUANTITY FOR PAY ADJUSTMENT	FUEL USAGE FACTORS	
				Diesel ²	Gasoline
203-01 ¹	General Excavation	l/m ³	7,600 m ³	1.44	0.74
203-02	Drainage Excavation	l/m ³	7,600 m ³	1.44	0.74
203-03 ¹	Embankment	l/m ³	7,600 m ³	1.44	0.74
203-04	Nonplastic Embankment	l/m ³	7,600 m ³	1.44	0.74
203-07	Borrow (Vehicular Measurement)	l/m ³	7,600 m ³	1.44	0.74
301-01	Class I Base Course	l/m ³	2,300 m ³	4.36	2.82
301-02	Class I Base Course (mm Thick)	l/m ²	41,800 m ²	0.18	0.14
302-01	Class II Base Course	l/m ³	2,300 m ³	4.36	2.82
302-02	Class II Base Course (mm Thick)	l/m ²	41,800 m ²	0.18	0.14
303-01	In-Place Cement Stabilized Base Course	l/m ²	41,800 m ²	0.18	0.14
304-02	Lime Treatment (Type B)	l/m ²	41,800 m ²	0.18	0.14
304-03	Lime Treatment (Type C)	l/m ²	41,800 m ²	0.18	0.14
304-04	Lime Treatment (Type D)	l/m ²	41,800 m ²	0.18	0.14
305-01	Subgrade Layer (mm Thick)	l/m ²	41,800 m ²	0.18	0.14
308-01	In-Place Cement Stabilized Base Course	l/m ²	41,800 m ²	0.18	0.14
401-01	Aggregate Surface Course (Net Section)	l/m ³	2,300 m ³	4.36	2.82
401-02	Aggregate Surface Course (Adjusted Vehicular Measurement)	l/m ³	2,300 m ³	4.36	2.82
502-01	Superpave Asphaltic Concrete	l/Mg	900 Mg	10.01 ³	0.83
502-02	Superpave Asphaltic Concrete	l/m ³	400 m ³	23.77 ⁴	1.98
502-03	Superpave Asphaltic Concrete (mm Thick)	l/m ²	8,400 m ²	0.59 ^{5,6}	0.45 ⁶
508-01	Asphaltic Concrete (SMA)	l/Mg	900 Mg	10.01 ³	0.83
510-02	Pavement Widening	l/m ²	2,500 m ²	3.89	1.09
601-01	Portland Cement Concrete Pavement (mm Thick)	l/m ²	12,500 m ²	0.5	0.68

- 1 If project has both 203-01 & 203-03, only the item with larger quantity is eligible.
- 2 For fuel adjustment purposes, the term "diesel" shall represent No. 2 or No. 4 fuel oils or any of the liquified petroleum gases, such as propane or butane.
- 3 If natural gas or coal is used instead of diesel for aggregate drying and heating the fuel usage factor shall be 6.97 l/mg.
- 4 If natural gas or coal is used instead of diesel for aggregate drying and heating the fuel usage factor shall be 16.53 l/m³.
- 5 If natural gas or coal is used instead of diesel for aggregate drying and heating the fuel usage factor shall be 0.41 l/m².
- 6 Per mm of thickness.
- 7 No fuel adjustment will be allowed for waste oil.

STATE PROJECT NOS. 006-30-0042 and 006-30-0043
SPECIAL PROVISIONS

SUPERPAVE ASPHALTIC CONCRETE MIXTURES (11/08): Section 502, Superpave Asphaltic Concrete Mixtures of the 2006 Standard Specifications as amended by the supplemental specifications thereto, is further amended as follows.

Subsection 502.04, Job Mix Formula Validation.

Delete the first sentence of the sixth paragraph and substitute the following.

A JMF is considered validated if the following parameters are 71 percent within limits of the JMF and meet the specifications requirements.

Subsection 502.05, Plant Quality Control.

Delete the first paragraph and substitute the following.

For quality control purposes, the contractor shall obtain a minimum of two (2) samples of mixture from each subplot using a stratified random sampling approach. Test results for theoretical maximum specific gravity (G_{mm}) and measured bulk specific gravity (G_{mb}) at N_{max} and percent G_{mm} at $N_{initial}$, on samples of each subplot shall be reported. Control charts may be requested by the engineer if mixture problems develop. Quality control gyratory samples may be aged or unaged at the contractor's option, but the method chosen shall be used consistently throughout the project. If aged samples are used, report the measured G_{mb} at N_{max} . If unaged samples are used, report the estimated G_{mb} at N_{max} . One loose mix sample shall be taken from each subplot after placement of the mix in the truck. The mix shall be tested by the contractor at the plant for aggregate gradation, asphalt content and percent crushed aggregate. The mix shall be tested in accordance with DOTD TR 309, TR 323 and TR 306. The lot average and standard deviation shall be determined for aggregate gradation and asphalt content. The percent within limits (PWL) shall be determined on the Nos. 8 and 200 (2.36 mm and 75 μ m) sieves and for G_{mm} . Corrective action shall be taken if these parameters fall below 71 PWL. For each lot, the contractor shall report all quality control data to the DOTD Certified Plant Technician. The full range of gradation mix tolerances will be allowed even if they fall outside the control points. The District Laboratory Engineer may require re-validation of the mix when the average of the Quality Control data indicates non-compliance with the specified limits or tolerances.

Subsection 502.15, Measurement.

Subheading (c), Surface Tolerance Incentive Measurement.

Delete the first paragraph and substitute the following.

At the completion of construction of the project, an independent certified profiler such as that of a private company or the Materials and Testing Section, approved by the Department, shall be used to measure a continuous profile from the start station to the end station of the construction project for the purpose of determining qualification for incentive pay under Subsection 502.16(e). Bridges and 300 feet (90 m) on each end of the bridge will be excluded from measurements for surface tolerance incentive pay.

Delete Table 502-7A, Payment Adjustment Schedule for Plant Acceptance and substitute the following.

**STATE PROJECT NOS. 006-30-0042 and 006-30-0043
SPECIAL PROVISIONS**

**Table 502-7A
Payment Adjustment Schedule for Plant Acceptance**

Air Voids PWL (90 AQL)	Percent Payment
71-100	100
61-70	90
51-60	80
≤50	50 or Remove ¹

¹At the option of the Department after investigation.

Delete Table 502-7B, Payment Adjustment Schedule for Roadway Density and substitute the following.

**Table 502-7B
Payment Adjustment Schedule for Roadway Density**

Roadway Density PWL (90 AQL)	Percent Payment
99-100	102
81-98	100
71-80	95
51-70	80
≤50	50 or Remove ¹

¹At the option of the Department after investigation.

Delete Table 502-8A, Payment Adjustment Schedules for Longitudinal Surface Tolerance, Maximum International Roughness Index, inches per mile (mm per km) and substitute the following.

**STATE PROJECT NOS. 006-30-0042 and 006-30-0043
SPECIAL PROVISIONS**

**Table 502-8A
Payment Adjustment Schedules for Longitudinal
Surface Tolerance, Maximum International Roughness Index,
inches per mile (mm per km)**

Percent of Contract Unit Price (by Sublot) ¹	102% ²	100%	90%	80%	50% or Remove ³
Category A All Interstates, Multi-Lift New Construction and Overlays of More than two Lifts	<45 (<710)	<65 (<1030)	65-75 (1030-1180)	NA	>75 (>1180)
Category B One or Two Lift Overlays Over Cold Planed Surfaces, and Two-Lift Overlays Over Existing Surfaces ⁴	<55 (<870)	<75 (<1180)	75-89 (1180-1400)	NA	>89 (>1400)
Category C Single-Lift Overlays Over Existing Surfaces ⁴	N/A	<85 (<1340)	85-95 (1340-1500)	>95-110 (>1500-1740)	>110 (>1740)
Longitudinal Surface Tolerance Incentive Pay, Final Completion, Average of All Travel Lanes ⁵	≤ 45 (≤ 710)				

¹Or portion of sublot placed on the project.

²Maximum payment for sublots with exception areas, exclusions or grinding is 100 percent, unless the excluded area is a bridge end.

³At the option of the engineer.

⁴ Existing surfaces include reconstructed bases without profile grade control.

⁵Only Category A projects are eligible for incentive. However, any grinding except within 300 feet (90 m) of a bridge end will cause the roadway to be ineligible for surface tolerance incentive pay. Measurements must be verified by an independent entity.

Delete Table 502-8B, Individual Wheelpath Deficient Area Limits, Maximum International Roughness Index, Inches per Mile (mm per km) and substitute the following.

**Table 502-8B
Individual Wheelpath Deficient Area Limits
Maximum International Roughness Index, inches per mile (mm per km)**

Any 0.05 Mile (0.08 km) Segment	Wearing Course	Binder Course
Category A	89 (1400)	130 (2050)
Category B	99 (1560)	150 (2370)
Category C	N/A	N/A

TEMPORARY TRAFFIC CONTROL (03/09): Section 713 of the 2006 Standard Specifications and the Supplemental Specifications is amended as follows:

Subsection 713.04, Temporary Signs and Barricades, is amended to include the following:

(d) Project Signs: The contractor shall furnish, install, maintain, and upon completion of the project remove "project signs" in accordance with the following requirements.

Project signs shall conform to the requirements of Section 713 and the project sign detail contained elsewhere herein. Shop drawings will be furnished to the successful bidder by contacting the Department's Traffic Services Sign Shop at (225) 935-0121 or (225) 935-0142.

STATE PROJECT NOS. 006-30-0042 and 006-30-0043
SPECIAL PROVISIONS

Project signs shall be required at the beginning and end of the project and shall follow sign G-20-1, "Road Work Next 'X' Miles", or as directed by the engineer.

Payment for project signs shall be included in the contract unit price for Item 713-01 Temporary Signs and Barricades.

PLASTIC PAVEMENT MARKINGS (09/07): Section 732 of the 2006 Standard Specifications and the supplemental specifications thereto, is amended as follows.

Subsection 732.03, Construction Requirements for Plastic Pavement Marking Material.

Heading (a) is amended as follows.

The first paragraph is deleted and the following substituted.

(a) Equipment for Standard (Flat) Thermoplastic Marking Material: The application equipment shall consist of an extrusion die or a ribbon gun that simultaneously deposits and shapes lines at a thickness of 90 mils (2.3 mm) or greater on the pavement surface. When restriping onto existing thermoplastic markings, only a ribbon gun shall be used. Finished markings shall be continuous and uniform in shape, and have clear and sharp dimensions. Applicators shall be capable of producing various widths of traffic markings. Applicators shall produce sharply defined lines and provide means for cleanly cutting off stripe ends and applying broken lines. The ribbon extrusion die or shaping die shall not be more than 2 inches (50 mm) above the roadway surface during application. A spray application will only be allowed when applying 40 mil (1.0 mm) thermoplastic.

Heading (e) is deleted and the following substituted.

(e) Application of Surface Primer: A single component surface primer will be required prior to placement of preformed plastic markings over an existing painted stripe, over oxidized asphalt, or when striping over existing thermoplastic on portland cement concrete surfaces unless otherwise directed by the engineer. A two component epoxy primer sealer will be required prior to placement of thermoplastic materials on portland cement concrete surfaces unless otherwise directed by the engineer.

ASPHALT MATERIALS AND ADDITIVES (04/08): Section 1002 of the 2006 Standard Specifications and the supplemental specifications thereto is amended as follows.

Subsection 1002.02, Asphalt Material Additives is amended as follows.

Table 1002-1, Performance Graded Asphalt Cements is deleted and the following substituted.

STATE PROJECT NOS. 006-30-0042 and 006-30-0043
SPECIAL PROVISIONS

Table 1002-1
Performance Graded Asphalt Cements

Property	AASHTO Test Method	PG82-22rm ⁶	PG76-22m	PG70-22m	PG64-22	PG58-28
		Spec.	Spec.	Spec.	Spec.	Spec.
Tests on Original Binder:						
Rotational Viscosity @ 135°C, Pa·s ¹	T 316	3.0	3.0	3.0	3.0	3.0
Dynamic Shear, 10 rad/s, G*/Sin Delta, kPa	T 315	1.00+ @ 82°C	1.00+ @ 76°C	1.00+ @ 70°C	1.30+ @ 64°C	1.00+ @ 58°C
Flash Point, °C	T 48	232+	232+	232+	232+	232+
Solubility, % ²	T 44	N/A	99.0+	99.0+	99.0+	99.0+
Separation of Polymer, 163°C, 48 hours, degree C difference in R & B from top to bottom ⁵	ASTM D 7173 AASHTO T 53	---	2-	2-	---	---
Force Ductility Ratio (f ₂ /f ₁ , 4°C, 5 cm/min., f ₂ @ 30 cm elongation) ³	T 300	---	0.30+	---	---	---
Force Ductility, (4°C, 5 cm/min, 30 cm elongation, kg) ³	T 300	---	---	0.23+	---	---
Tests on Rolling Thin Film Oven Residue:						
Mass loss, %	T 240	1.00-	1.00-	1.00-	1.00-	1.00-
Dynamic Shear, 10 rad/s, G*/Sin Delta, kPa	T 315	2.20+ @ 82°C	2.20+ @76°C	2.20+ @ 70°C	2.20+ @ 64°C	2.20+ @ 58°C
Elastic Recovery, 25°C, 10 cm elongation, % ⁴	T 301	60+	60+	40+	---	---
Ductility, 25°C, 5 cm/min, cm	T 51	---	---	---	100+	---
Tests on Pressure Aging Vessel Residue:						
Dynamic Shear, @ 25°C, 10 rad/s, G* Sin Delta, kPa	T 315	5000-	5000-	5000-	5000-	5000- @ 19°C
Bending Beam Creep Stiffness, S, MPa @ -12°C.	T 313	300-	300-	300-	300-	300- @ -18°C
Bending Beam Creep Slope, m value,@ -12°C	T 313	0.300+	0.300+	0.300+	0.300+	0.300+ @ -18°C

¹The rotational viscosity will be measured to determine product uniformity. The rotational viscosity measured by the supplier shall be noted on the Certificate of Delivery. A binder having a rotational viscosity of 3.0 Pa·s or less will typically have adequate mixing and pumping capabilities. Binders with rotational viscosity values higher than 3.0 Pa·s should be used with caution and only after consulting with the supplier as to any special handling procedures and guarantees of mixing and pumping capabilities.

STATE PROJECT NOS. 006-30-0042 and 006-30-0043
SPECIAL PROVISIONS

²Not all polymers are soluble in the specified solvents. If the polymer modified asphalt digested in the solvent will not pass the filter media, a sample of the base asphalt used in making the polymer modified asphalt should be tested for solubility. If the solubility of the base asphalt is at least 99.0%, the material will be considered as passing.

³AASHTO T 300 except the second peak (f₂) is defined as the stress at 30 cm elongation.

⁴AASHTO T 301 except elongation shall be 10 cm.

⁵Prepare samples per ASTM D 7173. Determine softening point of top and bottom per AASHTO T 53.

⁶The quality assurance plan for this product will require the contractors who use this material to submit written documentation of tank cleaning annually. Contractors must have tank mixers. Written certificates of analysis from the asphalt binder supplier confirming rubber source and size distribution of rubber used shall be furnished to the Materials Laboratory.

Add the following Table 1002-12, Anionic Trackless Tack Coat Grade NTSS-1HM.

Table 1002-12
Anionic Trackless Tack Coat Grade NTSS-1HM

Property	AASHTO Test Method	Specification Deviation	
		100% Pay	50% Pay or Remove ¹
Viscosity, Saybolt Furol @ 25°C, s	T 59	15 - 100	---
Storage Stability, 24 Hour, %	T 59	1.0-	---
Settlement, 5 Days, %	T 59	5.0-	---
Residue by Distillation, %	T 59	50+	49-
Oil Distillate, %	T 59	1.0-	---
Sieve Test ² , (Retained on the 850 µm), %	T 59	0.3-	---
Tests on Residue			
Penetration @ 25°C, 100g, 5s, dmm	T 49	20-	---
Softening Point, Ring and Ball, °C	T 53	65+	64-
Solubility, %	T 44	97.5+	---
DSR @ 25°C; G*Sin δ, 10 rad / s, kPa	T 315	1.0+	---

¹ At the option of Engineer.

² Sieve tests may be waived if no application problems are present in the field.

BASE COURSE AGGREGATES (07/08): Subsection 1003.03 of the 2006 Standard Specifications is amended to include the following.

(e) Blended Calcium Sulfate: When blended calcium sulfate base course material is allowed on the plans, it shall consist of calcium sulfate from a source approved by the Materials and Testing Section and be blended with an approved aggregate or lime. The source shall have a quality control program approved by the Materials and Testing Section. The source shall have been given environmental clearance by the Department of Environmental Quality for the intended use, and written evidence of such environmental clearance shall be on file at the Materials and Testing Section. DOTD monitoring for compliance with environmental regulations will be limited to the pH testing stated herein below. The blended material shall be non-plastic and reasonably free from organic and foreign matter. The pH shall be a minimum of

STATE PROJECT NOS. 006-30-0042 and 006-30-0043
SPECIAL PROVISIONS

5.0 when tested in accordance with DOTD TR 430. Re-evaluation will be required if the source of the aggregate or lime that is blended with the calcium sulfate changes.

Blended calcium sulfate material used as base course shall comply with the following gradation requirements when tested in accordance with DOTD TR 113, modified to include a maximum drying temperature of 140°F (60°C). Sampling shall be taken from an approved stockpile at the point of origin.

<u>U.S. Sieve</u>	<u>Metric Sieve</u>	<u>Percent Passing</u>
1-1/2 inch	37.5 mm	60 - 100
1 inch	25.0 mm	40 - 80
3/4 inch	19.0 mm	30 - 70
No. 4	4.75 mm	20 - 65
No. 200	75 µm	0 - 25

Blended calcium sulfate shall be sampled in accordance with the requirements for stone in Section 302 of the Materials Sampling Manual.

NS CLEANING EXISTING DITCHES (04/99): This item consists of excavating and disposing of materials from existing ditches in accordance with plan details and the following.

Unless otherwise directed, material excavated from existing ditches shall be disposed of by the contractor in accordance with Subsection 202.02.

If ditches are cleaned within embankment areas, ditches shall be backfilled with embankment material satisfactorily compacted by approved methods. Such backfill will not be measured for payment.

Cleaning existing ditches will be measured by the linear foot (linear meter) along the center line of each ditch.

Payment for cleaning existing ditches will be made at the contract unit price per linear foot (linear meter), which includes removal of obstructions, furnishing and placing required backfill material, and disposing of removed material.

Payment will be made under:

<u>Item No.</u>	<u>Pay Item</u>	<u>Pay Unit</u>
NS-200-00020	Cleaning Existing Ditches	Linear Foot (Lin m)

NS SAWING AND SEALING LONGITUDINAL AND TRANSVERSE JOINTS IN ASPHALTIC CONCRETE OVERLAY, AND SAWCUTS IN ASPHALTIC CONCRETE LIFTS (07/01): These items consist of sawing and sealing longitudinal and transverse joints in asphaltic concrete overlay and sawcuts in asphaltic concrete lifts in accordance with plan details and the following requirements.

Sawcuts shall be made in the overlay at the locations of all transverse and longitudinal joints in the concrete pavement, the existing joint between concrete pavement and asphaltic concrete shoulder and the existing joint between the concrete pavement and concrete shoulder. Before the overlay operation is started, the contractor shall accurately mark the location of each transverse joint in the existing concrete pavement and shoulder to the satisfaction of the engineer

STATE PROJECT NOS. 006-30-0042 and 006-30-0043
SPECIAL PROVISIONS

by placing a hub with a tack even with the ground at each edge of shoulder or by other approved methods. Offsets shall be measured from these hubs and tacks to locate the longitudinal joints.

All asphaltic concrete lifts shall be saw cut a minimum of 1/8 inch (3 mm) wide by 1 inch (25 mm) deep over the existing longitudinal and transverse concrete pavement joints. These saw cuts shall be made after the overlay has thoroughly cooled and shall be completed within 3 calendar days after each lift is placed, before any reflective cracking has developed or other courses placed.

Both longitudinal and transverse joint reservoirs in the final wearing course shall be sawed to the dimensions shown on the plans. Sawing shall not begin until the overlay has thoroughly cooled. Joint faces shall be blown free of sawing slurry, dirt and water by compressed air just prior to resealing. The air compressor shall be equipped with an approved oil and water trap. The joint shall be dry before sealing. Joints which have become contaminated or dirty before sealing shall be recleaned as directed by the engineer.

An approved backer material conforming to Subsection 1005.02(a) and consisting of a closed-cell, crossed linked polyethylene or polyolefin 3/16-inch (5 mm) foam rod shall be placed as shown on the plans. The longitudinal and transverse joints shall be sealed with a sealant conforming to Subsection 1005.02(a) in accordance with plan details and the manufacturer's recommendations. The sealing operation shall be done as soon as possible after the sawing and cleaning and before traffic, including construction traffic, is allowed on the overlay. The sealed joints shall remain closed to traffic until, in the engineer's opinion, the sealant has satisfactorily cured to tack free.

The hot poured sealant shall be sampled in accordance with the Materials Sampling Manual.

Measurement of sawing and sealing longitudinal and transverse joints in asphaltic concrete pavement will be made by the linear foot (lin m) along the sealant reservoirs in the final wearing course. Measurement of sawcuts in asphaltic concrete lifts will be made by the linear foot (lin m) along the sawcuts in each lift.

Payment for sawing and sealing longitudinal and transverse joints in asphaltic concrete overlay will be made at the contract unit price, which includes locating and marking the joints, sawing the sealant reservoirs in the final wearing course, cleaning the sawed sealant reservoirs, backer material in the transverse joints, joint sealant, and all labor, equipment and incidentals necessary to complete these items. Payment for sawcuts in the asphaltic concrete lifts will be made at the contract unit price which includes locating the joints in each lift of asphaltic concrete, sawcuts in each lift of asphaltic concrete and all labor, equipment and incidentals necessary to complete this item.

Payment will be made under:

<u>Item No.</u>	<u>Pay Item</u>	<u>Pay Unit</u>
NS-500-00220	Sawing and Sealing Longitudinal Joints in Asphaltic Concrete Overlay	Linear Foot (lin m)
NS-500-00240	Sawing and Sealing Transverse Joints in Asphaltic Concrete Overlay	Linear Foot (lin m)
NS-500-00260	Sawcuts in Asphaltic Concrete Lifts	Linear Foot (lin m)

NS SAW CUTTING ASPHALTIC CONCRETE PAVEMENT (05/08): This item consists of furnishing all equipment, labor, materials and incidentals to perform saw cutting of existing

STATE PROJECT NOS. 006-30-0042 and 006-30-0043
SPECIAL PROVISIONS

asphaltic concrete pavement at locations as shown on the plans or directed by the Project Engineer.

The saw cutting will be measured and paid at the contract unit price per inch depth of cut times the linear foot of cut.

Payment will be made at the contract unit price under:

<u>Item No.</u>	<u>Pay Item</u>	<u>Pay Unit</u>
NS-500-00340	Saw Cutting Asphaltic Concrete Pavement	Inch Depth-Linear Foot (mm depth-lin m)

NS DYNAMIC MESSAGE SIGN UNIT (12/04): This work consists of furnishing, operating and maintaining solar powered portable dynamic (changeable) message signs to be used at locations designated on the plans or as directed by the engineer.

The dynamic message sign shall be in good operational condition when delivered to the job site. The engineer will inspect the signs, and if they are found to be in good operational condition with all working parts functioning, the signs will be approved for use on the project.

The message sign shall consist of three separate lines. Each line shall consist of eight characters. Each character shall nominally be 18 inches (450 mm) in height. The width shall be adequate to meet the below legibility requirements. Each character shall be a 5 x 7 LED module or hybrid LED disk. Characters shall be separated at a distance such that the legibility requirements are maintained.

All internally illuminated portions of the sign shall be amber in color. All other illuminated surfaces meant for message display shall be fluorescent yellow. All other surfaces on the front panel shall be flat black in color.

The sign shall be clearly visible under all conditions and all lanes of travel from a distance of 1000 feet (300 m) perpendicular to the sign center. The sign shall maintain this legibility throughout the entire project. The contractor shall be responsible for maintaining this minimum legibility. Determination of legibility distance shall rest solely with the engineer.

The portable dynamic message sign shall be used in conjunction with other traffic signs and devices in accordance with the plans, project specifications and as directed by the engineer.

The signs shall be stored in an approved secure storage area when not in use. The contractor shall be required to perform all maintenance operations recommended by the manufacturer and keep adequate records of such operations.

The signs shall be kept clean and in good repair at all times. This includes keeping unit clean.

Measurement of the dynamic message sign unit will be per each.

Payment for the dynamic message signs will be made at the contract unit price per each which will be full compensation for furnishing, operating, relocating and maintaining the unit during the life of the contract and includes all equipment, tools, labor and incidentals necessary for this item of work.

Payment will be made under:

<u>Item No.</u>	<u>Pay Item</u>	<u>Pay Unit</u>
NS-713-00001	Dynamic Message Sign Unit	Each

STATE PROJECT NOS. 006-30-0042 and 006-30-0043
SPECIAL PROVISIONS

CONTRACT TIME (03/05): The entire contract shall be completed in all details and ready for final acceptance in accordance with Subsection 105.17(b) within the time specified by the contractor, which shall not exceed the maximum allowable contract time stated on the "Contract Time" form contained elsewhere herein.

Prior to assessment of contract time, the contractor will be allowed 30 calendar days from the date stipulated in the Notice to Proceed to commence with portions of the contract work including but not limited to assembly periods, preparatory work for materials fabrications such as test piles, or other activities which hinder progress in the beginning stages of construction. Prior to issuance of the Notice to Proceed, the Department will consider extending the assembly period, upon written request from the contractor justifying the need for additional time.

The contractor shall be responsible for maintenance of traffic from the beginning of the assembly period. During the assembly period, the contractor will be allowed to do patching and other maintenance work necessary to maintain the roadway with no time charges when approved by the engineer.

If the contractor begins regular construction operations prior to expiration of the assembly period, the assessment of contract time will commence at the time construction operations are begun.

The contractor is directed to the special provisions and the plans for any restrictions that may affect work schedules.

LOUISIANA
DEPARTMENT OF TRANSPORTATION AND DEVELOPMENT
SUPPLEMENTAL SPECIFICATIONS
 (FOR 2006 STANDARD SPECIFICATIONS)

TABLE OF CONTENTS

PART I – GENERAL PROVISIONS

SECTION 101 – GENERAL INFORMATION, DEFINITIONS, AND TERMS	
Subsection 101.03 – Definitions	1
SECTION 102 – BIDDING REQUIREMENTS	
Subsection 102.09 – Proposal / Bid Guaranty.....	1
SECTION 107 – LEGAL RELATIONS AND RESPONSIBILITY TO PUBLIC	
Subsection 107.05 – Federal Aid Participation.....	2
SECTION 108 – PROSECUTION AND PROGRESS	
Subsection 108.04 – Prosecution of Work.....	2

PART II – EARTHWORK

SECTION 202 – REMOVING OR RELOCATING STRUCTURES AND OBSTRUCTIONS	
Subsection 202.06 – Plugging or Relocating Existing Water Wells.....	2

PART III – BASE COURSES

SECTION 302 – CLASS II BASE COURSE	
Subsection 302.01 – Description.....	2
Subsection 302.02 – Materials	2
Subsection 302.04 – General Construction Requirements.....	2
Subsection 302.05 – Mixing	3
Subsection 302.06 – Transporting and Placing on Subgrade.....	3
Subsection 302.07 – Compacting and Finishing.....	3
Subsection 302.09 – Protection and Curing.....	4
Subsection 302.12 – Acceptance Requirements	4
SECTION 305 – SUBGRADE LAYER	
Subsection 305.06 – Payment	4
SECTION 307 – PERMEABLE BASES	
Subsection 307.02 – Materials	5
SECTION 308 – IN-PLACE CEMENT TREATED BASE COURSE	
All Subsections.....	5

PART V – ASPHALTIC PAVEMENTS

SECTION 502 – SUPERPAVE ASPHALTIC CONCRETE MIXTURES

Subsection 502.02 – Materials 5

Subsection 502.14 – Lot Sizes 6

SECTION 508 – STONE MATRIX ASPHALT

Subsection 508.01 – Description..... 6

Subsection 508.02 – Materials 7

PART VI – RIGID PAVEMENT

SECTION 602 – PORTLAND CEMENT CONCRETE PAVEMENT REHABILITATION

Subsection 602.17 – Payment 7

PART VII – INCIDENTAL CONSTRUCTION

SECTION 701 – CULVERTS AND STORM DRAINS

All Subsections..... 7

SECTION 704 – GUARD RAIL

Subsection 704.03 – General Construction Requirements..... 18

SECTION 706 – CONCRETE WALKS, DRIVES AND INCIDENTAL PAVING

All Subsections..... 18

SECTION 713 – TEMPORARY TRAFFIC CONTROL

Subsection 713.06 – Pavement Markings 20

SECTION 729 – TRAFFIC SIGNS AND DEVICES

Subsection 729.02 – Materials 21

Subsection 729.04 – Fabrication of Sign Panels and Markers 22

PART VIII – STRUCTURES

SECTION 804 – DRIVEN PILES

Subsection 804.08 – Construction Requirements 22

PART IX – PORTLAND CEMENT CONCRETE

SECTION 901 – PORTLAND CEMENT CONCRETE

Subsection 901.06 – Quality Control of Concrete 22

Subsection 901.08 – Composition of Concrete..... 22

PART X – MATERIALS

SECTION 1001 – HYDRAULIC CEMENT

Subsection 1001.01 – Portland Cement	23
--	----

SECTION 1003 – AGGREGATES

Subsection 1003.02 – Aggregates for Portland Cement Concrete and Mortar	23
---	----

SECTION 1005 – JOINT MATERIALS FOR PAVEMENTS AND STRUCTURES

Subsection 1005.04 – Combination Joint Former/Sealer.....	24
---	----

SECTION 1006 – CONCRETE AND PLASTIC PIPE

Subsection 1006.09 – Plastic Yard Drain Pipe	25
--	----

SECTION 1013 – METALS

Subsection 1013.09 – Steel Piles	25
--	----

SECTION 1015 – SIGNS AND PAVEMENT MARKINGS

Subsection 1015.04 – Sign Panels.....	25
---------------------------------------	----

Subsection 1015.05 – Reflective Sheeting.....	26
---	----

Subsection 1015.11 – Preformed Plastic Pavement Marking Tape	30
--	----

SECTION 1020 – TRAFFIC SIGNALS

Subsection 1020.01 – Traffic Signal Heads	31
---	----

Subsection 1020.04 – Poles for Traffic Signal Systems	32
---	----

LOUISIANA DEPARTMENT OF TRANSPORTATION AND DEVELOPMENT SUPPLEMENTAL SPECIFICATIONS

The 2006 Louisiana Standard Specifications for Roads and Bridges and supplemental specifications thereto are amended as follows.

PART I – GENERAL PROVISIONS

SECTION 101 – GENERAL INFORMATION, DEFINITIONS, AND TERMS:

Subsection 101.03 – Definitions (07/07), Pages 3 – 13.

Delete the definition for “Proposal/Bid Guaranty” and substitute the following.

Proposal / Bid Guaranty. The required security furnished with a bid. The only form of security acceptable is a Bid Bond.

SECTION 102 – BIDDING REQUIREMENTS:

Subsection 102.09 – Proposal / Bid Guaranty (07/07), Page 19.

Delete the contents of this subsection and substitute the following.

PROPOSAL/BID GUARANTY. Each bid shall be accompanied by a proposal/bid guaranty in an amount not less than five percent of the total bid amount when the bidder's total bid amount as calculated by the Department in accordance with Subsection 103.01 is greater than \$50,000. No proposal/bid guaranty is required for projects when the bidder's total bid amount as calculated by the Department is \$50,000 or less. The official total bid amount for projects that include alternates is the total of the bidder's base bid and all alternates bid on and accepted by the Department. The proposal/bid guaranty submitted by the bidder shall be a bid bond made payable to the contracting agency as specified on the bid bond form provided in the construction proposal. No other form of security will be accepted.

The bid bond shall be on the "Bid Bond" form provided in the construction proposal, on a form that is materially the same in all respects to the "Bid Bond" form provided, or on an electronic form that has received Department approval prior to submission. The bid bond shall be filled in completely, shall be signed by an authorized officer, owner or partner of the bidding entity, or each entity representing a joint venture; shall be signed by the surety's agent or attorney-in-fact; and shall be accompanied by a notarized document granting general power of attorney to the surety's signer. The bid bond shall not contain any provisions that limit the face amount of the bond.

The bid bond will be written by a surety or insurance company that is in good standing and currently licensed to write surety bonds in the State of Louisiana by the Louisiana Department of Insurance and also conform to the requirements of LSA-R.S. 48:253.

All signatures required on the bid bond may be original, mechanical reproductions, facsimiles or electronic. Electronic bonds issued in conjunction with electronic bids must have written Departmental approval prior to use. The Department will make a listing of approved electronic sureties providers on the Bidx.com site.

SECTION 107 – LEGAL RELATIONS AND RESPONSIBILITY TO PUBLIC:

Subsection 107.05 – Federal Aid Participation (04/08), Pages 57 and 58.

Delete the second paragraph.

SECTION 108 – PROSECUTION AND PROGRESS:

Subsection 108.04 – Prosecution of Work (03/05) Pages 74 and 75.

Add the following sentence to the third paragraph of Heading (b).

Should the surety or the Department take over prosecution of the work, the contractor shall remain disqualified for a period of one year from the completion of the project, unless debarment proceedings are instituted.

When the Department of Transportation and Development is not the contracting agency on the project, the second paragraph under Heading (c) is deleted.

PART II – EARTHWORK

SECTION 202 – REMOVING OR RELOCATING STRUCTURES AND OBSTRUCTIONS:

Subsection 202.06 – Plugging or Relocating Existing Water Wells (03/04), Page 105.

Delete the first sentence and substitute the following.

All abandoned wells shall be plugged and sealed at the locations shown on the plans, or as directed by the engineer, in accordance with the "Water Well Rules, Regulations, and Standards, State of Louisiana." This document is available at the Department of Transportation and Development, Water Resources Section, P. O. Box 94245, Baton Rouge, Louisiana 70804-9245. The Water Resource Section's telephone number is (225) 274-4172.

PART III – BASE COURSES

SECTION 302 – CLASS II BASE COURSE:

Subsection 302.01 – Description (12/08), Page 150.

Add the following to the third paragraph:

(6) Blended Calcium Sulfate

Subsection 302.02 – Materials (12/08), Pages 150 and 151.

Add the following to the first paragraph:

Blended Calcium Sulfate

1003.01 & 1003.03 (e)

Subsection 302.04 – General Construction Requirements (12/08), Page 152.

Add the following:

Blended calcium sulfate will be allowed in areas of new alignment, fill areas, and cut areas less than one foot.

In cut areas greater than one foot (300 mm), an additional one foot (300 mm) of undercut will be required prior to placement of BCS. The additional undercut area shall be replaced with non-plastic sand embankment and encapsulated with a Class D geotextile fabric. The additional

non-plastic material, geotextile fabric, and undercut shall be at no additional cost to the Department.

Blended calcium sulfate will not be allowed in areas needed to facilitate traffic control or when a soil cement base course is specified in the plans. Blended calcium sulfate shall not be placed within 10 feet (3.0 m) of metal drainage structures. The contractor will be allowed to substitute any untreated Class II base course material listed in Subsection 302.01. Flowable fill under Section 710, or other approved backfill material in Section 701 shall be used to backfill the drainage structure.

Subsection 302.05 – Mixing (08/06) (12/08), Pages 152 and 153.

Delete the first sentence of Subheading (b)(1), In-Place Mixing, and substitute the following.

In-place mixing shall conform to Heading (a)(1) except that the percentage of Type I portland cement required will be 6 percent by volume.

Add Heading (d) as follows:

(d) Blended Calcium Sulfate: Calcium sulfate shall be blended with an approved aggregate or lime prior to placement. The blended calcium sulfate material shall be uniformly mixed and sampled from dedicated stockpiles. Gradation sampling in accordance with Subsection 1003.03 shall be taken from the dedicated stockpiles at the point of material origin.

Subsection 302.06 – Transporting and Placing on Subgrade (12/08), Page 154.

Add the following:

Water shall be added or other suitable means taken to prevent dust during the transporting and placing of dry blended calcium sulfate.

Subsection 302.07 - Compacting and Finishing (12/08), Pages 154 and 155.

Add Heading (e) as follows:

(e) Blended Calcium Sulfate: Blended calcium sulfate shall be placed and spread on the subgrade and compacted to produce layers not exceeding 12 inches (300 mm) compacted thickness. During placement the material shall be thoroughly wetted by application of water to maintain 2 to 4 percent above optimum moisture. After application of water, allow the moisture to reach equilibrium in the base before applying rolling techniques. Rolling of BCS is required to the edge of the embankment or subgrade. Each layer shall be compacted to at least 95 percent of maximum dry density or compacted by an approved established rolling pattern determined by the project engineer before the next layer is placed. Optimum moisture and maximum density shall be determined in accordance with DOTD TR 418 Method G modified to include a maximum drying temperature of 140°F (60°C).

Add Heading (f) as follows:

(f) Proof Rolling: Proof rolling shall be done by a load of 25 tons (25 Mg) in a 12 to 14 cubic yard (9 to 10.5 cubic meters) tandem dump truck with ten wheels or approved loaded truck

Supplemental Specifications (May 2009)
Page 4 of 32

determined by the project engineer. Proof rolling shall be a minimum of 5 passes in each direction at the same locations and at a maximum vehicle speed of 3 mph (4.8 km/h).

All BCS base will be tested by proof rolling prior to placement of surfacing material, including asphalt binder. Any irregularities or soft spots shall be corrected prior to placement of the surfacing material. Any rain event on the project site between the proof rolling and placement of the surfacing will require an additional proof rolling as noted above.

Subsection 302.09 – Protection and Curing (12/08), Page 155.

Add Heading (c) as follows:

(c) Blended Calcium Sulfate: Protection and curing of blended calcium sulfate shall be in accordance with Subsection 302.09(b).

Subsection 302.12 – Acceptance Requirements (12/08), Pages 156 – 161.

Add the following to Heading (a):

The acceptance requirements for blended calcium sulfate base course shall be the same as stone base course with the following modifications. Upon completion of compaction operations, the density will be determined in accordance with DOTD TR 401 except that all moisture content determinations for density calculations shall be conducted by oven drying the material for 24 hours at 140°F (60°C). A forced draft type oven capable of maintaining the temperature shall be provided by the contractor for field moisture content determination for density control.

SECTION 305 – SUBGRADE LAYER:

Subsection 305.06 – Payment (01/08), Page 184.

Delete the contents of this subsection and substitute the following.

305.06 Payment. Payment for subgrade layer will be made at the contract unit price which includes lime, lime treatment, cement, cement treatment, water, stone, recycled portland cement concrete, crushed slag, blended calcium sulfate, asphaltic concrete, and asphalt curing membrane or prime coat, subject to the payment adjustment provisions of Section 1002 for specification deviations of asphalt materials and Subsection 303.11(a) for density deficiencies of cement treated materials. Adjustments in pay for increase or decrease in the percent cement ordered by the engineer will be in accordance with Subsection 303.13. Adjustments in pay for increase or decrease in the percent lime ordered by the engineer will be based on the price of lime shown on paid invoices (total of all charges). The Materials and Testing Section will provide the payment adjustment percentage for properties of asphalt materials.

Payment for geotextile fabric will be included in the contract unit price for subgrade layer.

Payment will be made under:

Item No.	Pay Item	Pay Unit
305-01	Subgrade Layer _____in (mm) Thick	Square Yard (Sq m)

SECTION 307 – PERMEABLE BASES:

Subsection 307.02 – Materials (09/07), Pages 187 and 188.

Delete the contents of Subheading (b), Asphalt, and substitute the following.

(b) Asphalt: The asphalt for asphalt treated permeable base shall be an approved polymer modified asphalt cement, PG 76-22m, or PG 82-22m complying with Section 1002. The percentage of asphalt cement shall be 2.0 percent to 4.0 percent by weight (mass) of the total mixture. Asphalt cement content and mixing process shall be such that all aggregates are visibly coated. The mixture shall retain 90 percent coating when tested in accordance with DOTD TR 317.

A job mix formula shall be submitted and approved in accordance with Section 502.

SECTION 308 – IN-PLACE CEMENT TREATED BASE COURSE:

All Subsections within Section 308 – (07/07), Pages 191 – 198.

Whenever the reference to “DOTD TR-432, Method D” is used, it shall mean “DOTD TR-432”.

PART V – ASPHALTIC PAVEMENTS

SECTION 502 – SUPERPAVE ASPHALTIC CONCRETE MIXTURES:

Subsection 502.02 – Materials (08/06) (11/07), Pages 210 – 213.

Delete Table 502-2, Superpave Asphalt Cement Usage under Subheading (a) and substitute the following.

Table 502-2
Superpave Asphalt Cement Usage

Current Traffic Load Level	Mixture Type	Grade of Asphalt Cement
Level 1	Wearing Course	PG 70-22m
	Binder Course	PG 70-22m
	Base Course	PG 64-22
Level 2	Wearing Course	PG 76-22m
	Binder Course	PG 76-22m
Level A	Incidental Paving	PG 70-22m

Note: A PG 82-22 rm, Waste Tire Rubber Modified Asphalt, may be substituted for any other grade of asphalt cement.

Delete Table 502-3, Aggregate Friction Rating under Subheading (c)(1) and substitute the following.

Table 502-3
Aggregate Friction Rating

Friction Rating	Allowable Usage
I	All mixtures
II	All mixtures
III	All mixtures, except travel lane wearing courses with plan ADT greater than 7000 ¹
IV	All mixtures, except travel lane wearing courses ²

¹ When plan current average daily traffic (ADT) is greater than 7000, blending of Friction Rating III aggregates and Friction Rating I and/or II aggregates will be allowed for travel lane wearing courses at the following percentages. At least 30 percent by weight (mass) of the total aggregates shall have a Friction Rating of I, or at least 50 percent by weight (mass) of the total aggregate shall have a Friction Rating of II. The frictional aggregates used to obtain the required percentages shall not have more than 10 percent passing the No. 8 (2.36 mm) sieve.

² When the average daily traffic (ADT) is less than 2500, blending of Friction Rating IV aggregates with Friction Rating I and/or II aggregates will be allowed for travel lane wearing courses at the following percentages. At least 50 percent by weight (mass) of the total aggregate in the mixture shall have a Friction Rating of I or II. The frictional aggregates used to obtain the required percentages shall not have more than 10 percent passing the No. 8 (2.36 mm) sieve.

Subsection 502.14 – Lot Sizes (11/07), Pages 232 and 233.

Delete the first sentence of the first paragraph and substitute the following.

A lot is a segment of continuous production of asphaltic concrete mixture from the same job mix formula produced for the Department at a specific plant, delivered to a specific DOTD project.

SECTION 508 – STONE MATRIX ASPHALT:

Subsection 508.01 – Description (09/07), Page 274.

Delete this subsection and substitute the following.

508.01 DESCRIPTION. This work consists of furnishing and constructing Stone Matrix Asphalt (SMA) which is a plant mixed asphalt concrete wearing course for high traffic applications. This mixture is a rut resistant hot mix design with stone on stone contact. The mixture shall be composed of a PG 76-22m, or PG 82-22rm asphalt cement and a gap graded coarse aggregate structure. Mineral filler and/or fibers shall be used to control draindown. This work shall be in accordance with these specifications, plan details, and as directed. All requirements of Section 502 apply to Stone Matrix Asphalt, except as modified herein. All plant and paving equipment and processes must meet the requirements of Section 503.

Mixture used for shoulder may be Stone Matrix Asphalt or any mixture type shown in Table 502-5.

Subsection 508.02 – Materials (09/07), Page 274.

Delete the contents of subheading (a), Asphalt Cement and substitute the following.

(a) Asphalt Cement: Asphalt cement shall be PG 76-22m, or PG 82-22rm as listed on QPL 41 and complying with Section 1002.

PART VI – RIGID PAVEMENT

SECTION 602 – PORTLAND CEMENT CONCRETE PAVEMENT REHABILITATION:

Subsection 602.17 – Payment (09/07), Pages 341 – 344.

Delete the last paragraph of Subheadings (d), Full Depth Corner Patching of Jointed Concrete Pavement, (e) Full Depth Patching of Jointed Concrete Pavement, and (g) Patching Continuously Reinforced Concrete Pavement, and substitute the following.

Payment for deteriorated base course removed as directed by the engineer and replaced with concrete will be made as follows: The value per inch (mm) thickness will be determined by dividing the contract unit price per square yard (sq m) by the plan thickness. Thickness of patches will be measured from the surface that exists at the time of patching. Payment for the additional thickness will be made at 50 percent of the value per inch (mm) thus determined.

PART VII – INCIDENTAL CONSTRUCTION

SECTION 701 – CULVERTS AND STORM DRAINS:

All Subsections within Section 701 (08/07), Pages 347 – 358.

Delete Section 701, Culverts and Storm Drains and substitute the following.

SECTION 701 CULVERTS AND STORM DRAINS

701.01 DESCRIPTION. This work consists of furnishing, installing, and cleaning pipe, pipe arch, storm drains and sewers, also referred to as culverts or conduit, in accordance with these specifications and in conformity with lines and grades shown on the plans or established.

Supplemental Specifications (May 2009)
Page 8 of 32

701.02 MATERIALS. Materials shall comply with the following sections and subsections:

Usable Soil	203.06(a)
Selected Soil	203.06(b)
Plastic Soil Blanket	203.10
Mortar	702.02
Flowable Fill	710
Portland Cement Concrete	901
Reclaimed Asphaltic Pavement (RAP)	1003.01 & 1003.04(d)
Stone	1003.03(b)
Recycled Portland Cement Concrete	1003.03(c)
Granular Material	1003.07
Bedding Material	1003.08
Concrete Sewer Pipe	1006.02
Reinforced Concrete Pipe	1006.03
Reinforced Concrete Pipe Arch	1006.04
Gasket Materials	1006.06
Plastic Pipe	1006.07
Split Plastic Coupling Bands	1006.07(d)(4)
Plastic Yard Drain Pipe	1006.09
Bituminous Coated Corrugated Steel Pipe and Pipe Arch	1007.02
Structural Plate for Pipe, Pipe Arch and Arch	1007.04
Corrugated Aluminum Pipe and Pipe Arch	1007.05
Coupling Bands	1007.09
Reinforcing Steel	1009
Geotextile Fabric	1019

(a) Side Drain Pipe or Side Drain Pipe Arch: When the item for Side Drain Pipe or Side Drain Pipe Arch is included in the contract, the contractor has the option of furnishing reinforced concrete pipe or reinforced concrete pipe arch, corrugated metal pipe or corrugated metal pipe arch, or plastic pipe, as allowed by EDSM II.2.1.1 or unless otherwise specified.

(b) Cross Drain Pipe or Cross Drain Pipe Arch: When the item for Cross Drain Pipe or Cross Drain Pipe Arch is included in the contract, the contractor has the option of furnishing reinforced concrete pipe or reinforced concrete pipe arch, corrugated metal pipe or corrugated metal pipe arch, or plastic pipe, as allowed by EDSM II.2.1.1 or unless otherwise specified.

(c) Storm Drain Pipe or Storm Drain Pipe Arch: When the item for Storm Drain Pipe or Storm Drain Pipe Arch is included in the contract, the contractor has the option of furnishing reinforced concrete pipe or reinforced concrete pipe arch, or plastic pipe, as allowed by EDSM II.2.1.1 or unless otherwise specified.

(d) Yard Drain Pipe: When the item for Yard Drain Pipe is included in the contract, the contractor has the option of furnishing concrete sewer pipe, plastic yard drain pipe or plastic pipe in accordance with Section 1006 unless otherwise specified.

(e) Material Type Abbreviations:

(1) Reinforced Concrete Pipe:

RCP	Reinforced Concrete Pipe
RCPA	Reinforced Concrete Pipe Arch

(2) Corrugated Metal Pipe:

CAP	Corrugated Aluminum Pipe
CAPA	Corrugated Aluminum Pipe Arch
CMP	Corrugated Metal Pipe
CMPA	Corrugated Metal Pipe Arch
CSP	Corrugated Steel Pipe
CSPA	Corrugated Steel Pipe Arch
BCCSP	Bituminous Coated Corrugated Steel Pipe
BCCSPA	Bituminous Coated Corrugated Steel Pipe Arch

(3) Plastic Pipe:

PP	Plastic Pipe
PVCP	Polyvinyl Chloride Pipe
RPVCP	Ribbed Polyvinyl Chloride Pipe
CPEPDW	Corrugated Polyethylene Pipe Double Wall

(f) Joint Type Abbreviations:

T1	Type 1 Joint
T2	Type 2 Joint
T3	Type 3 Joint

(g) Quality Assurance for Pipe: Manufacturing plants will be periodically inspected for compliance with specified manufacturing methods, and material samples will be randomly obtained for laboratory testing for verification of manufacturing lots. Materials approved at the manufacturing plant will be subject to visual acceptance inspections at the jobsite or point of delivery.

701.03 EXCAVATION. For all pipe, when the sides of the trench are stable as evidenced by the sides of the trench being able to maintain a vertical cut face, the minimum trench width at the bottom of the excavation will be 18 inches (460mm) on either side of the outside diameter of the pipe. If the sides of the trench are unstable, the width of the trench at the bottom of the excavation, for plastic or metal pipe, shall be a minimum width of at least 18 inches (460mm) or one pipe diameter on each side of the outside diameter of the pipe, which ever is greater. Surplus material or excavated material that does not conform to the requirements of Subsection 203.06(a) shall be satisfactorily disposed of in accordance with Subsection 202.02. Moisture controls including backfill materials selection and dewatering using sumps, wells, well points or other approved processes may be necessary to control excess moisture during excavation, installation of bedding, over-excavated trench backfilling, pipe placement and pipe backfill.

(a) Over-excavation: When unsuitable soils as defined in Subsection 203.04 or a stable, non-yielding foundation cannot be obtained at the established pipe grade, or at the grade established for placement of the bedding, unstable or unsuitable soils below this grade shall be removed and replaced with granular material meeting the requirements of Subsection 1003.07,

Supplemental Specifications (May 2009)

Page 10 of 32

bedding materials meeting the requirements of Subsection 1003.08 or Type A backfill. All granular, backfill materials placed below the established pipe or bedding grade shall be placed in lifts not exceeding 8 inches (200 mm) thick and sufficiently compacted by hand or a dynamic mechanical hand compaction device over the surface of each lift to form a stable, non-yielding foundation at the surface of the established bedding or pipe grade.

When rock is encountered, it shall be removed below grade and replaced with material complying with Subsection 1003.07, bedding materials meeting the requirements of Subsection 1003.08 or Type A backfill. The compacted earth cushion shall have a thickness under the pipe of at least 1/2 inch per foot (40 mm/m) of fill height over the top of the pipe with a minimum thickness of 8 inches (200 mm). All granular, backfill materials placed below the established pipe or bedding grade shall be placed in lifts not exceeding 8 inches (200 mm) thick and sufficiently compacted by hand or a dynamic mechanical hand operated compaction device over the surface of each lift to form a stable, non-yielding foundation at the surface of the established bedding or pipe grade.

Materials used to backfill in an over-excavated portion of a trench do not require encasement in a Geotextile Fabric.

Density of approved materials placed in over-excavated trenches will not be measured or determined.

701.04 FORMING PIPE BED. Bedding material, when specified, shall be constructed in accordance with Section 726. Materials allowed for bedding shall be as specified in Subsection 1003.08 or may be Type A backfill materials. When bedding materials are specified, additional excavation shall be performed below established pipe grade and the bedding material placed in lifts not exceeding 8 inches (200 mm) thick and lightly compacted by hand or a dynamic hand compaction device over the surface of each lift.

When the bottom of the pipe is not laid in a trench but is constructed above natural soils, a uniform bed shall be constructed as specified for the bottom of a trench.

Density of approved bedding materials will not be measured or determined.

701.05 LAYING PIPE. Pipe laying shall begin at the downstream end of the line. The pipe shall be in contact with the foundation throughout its length. Bell or groove ends of pipe and outside circumferential laps of riveted metal pipe shall be placed facing upstream. Riveted seam metal pipe shall be placed with longitudinal laps at sides. Pipes in each continuous line shall have the same wall thickness. Metal pipes provided with lifting lugs shall be handled only by these lugs.

After pipe has been laid and before backfill is placed, the engineer will inspect the pipe for alignment, grade, integrity of joints, and coating damage.

701.06 JOINING PIPE.

(a) Joint Usage:

(1) Type 1 (T1) joints shall be used for side drains under drives and similar installations.

(2) Type 2 (T2) joints shall be used for cross drains under roadways, including turnouts.

(3) Type 3 (T3) joints shall be used for closed storm drain systems, flumes and siphons.

(b) Concrete Pipe: Concrete pipe may be either bell and spigot, or tongue and groove. The method of joining pipe sections shall be such that ends are fully entered and inner surfaces are flush and even.

An approved mechanical pipe puller shall be used for joining pipes over 36 inches (900 mm) in diameter. For pipe 36 inches (900 mm) or less in diameter, any approved method for joining pipe may be used which does not damage the pipe.

Joints shall comply with Subsection 1006.05, and shall be sealed with gasket material installed in accordance with the manufacturer's recommendations.

(c) Metal Pipe: Metal pipe shall be firmly joined by coupling bands. Bands shall be centered over the joint.

For Type 1 joints, approved gasket material shall be placed in one corrugation recess on each side of the joint at the coupling band and on each band connection in such manner to prevent leakage.

When Type 2 or 3 joints are specified, joining of metal pipe sections shall conform to the following provisions:

(1) General: Band joints shall be sealed with gasket material. Gasket material shall be placed in accordance with the plan details.

(2) Circular Section: Connecting bands shall be of an approved design and shall be installed in accordance with plan details.

(3) Arch Section: Connecting bands shall be a minimum of 12 inches (300 mm) wide for pipe arch less than 36 inches (900 mm) round equivalent diameter, and a minimum of 21 inches (525 mm) wide for 36 inches (900 mm) round equivalent diameter pipe arch and greater. Bands shall be connected at the ends by approved angle or strap connections. Connecting bands used for 36 inches (900 mm) round equivalent diameter pipe arch and above shall be 2-piece bands.

(d) Plastic Pipe: Joints for plastic pipe shall be either bell and spigot or split coupling bands.

(1) Bell and Spigot Type Joint System: The method of joining pipe sections shall be such that ends are fully entered and inner surfaces are flush and even.

Any approved method for joining pipe may be used which does not damage the pipe.

Joints shall be approved and shall be sealed with a gasket system utilizing gasket material complying with Subsection 1006.06(a).

(2) Split Coupling Type Joint System: Split coupling bands shall comply with all dimensional and material requirements of Subsection 1006.07. The bands shall be centered over the joint. The split coupling band shall be secured to the pipe with a minimum of five stainless steel or other approved corrosion resistant bands.

Joints shall be approved and shall be sealed with gasket material. Gasket material shall be placed in the first two corrugation recesses on each side of the pipe connections. Gasket material shall also be placed on each band connection to prevent leakage. When flexible plastic gasket material is used it shall be a minimum of 1/2 inch (13 mm) in size. The bands shall be tightened to create overlap of the band and shall adequately compress the gasket material.

(e) Connections: Approved connections shall be used when joining new pipes to existing pipes. When concrete collars are required in order to extend the ends of existing pipes that have been damaged or to join different types or sizes of pipes, the concrete collars shall be constructed in accordance with plan details, the applicable requirements of Section 901, and as directed.

(f) Geotextile Fabric, Pipe Joints: For concrete, metal and plastic pipes, Types 2 and 3 joints shall be wrapped with geotextile fabric for a minimum of 12 inches (300 mm) on each side of joint for pipe 36 inches (900 mm) or less in diameter and a minimum of 18 inches (450 mm) on each side of the joint for pipe greater than 36 inches (900 mm) in diameter. Ends of the fabric shall be lapped at least 10 inches (250 mm). The edges and ends of fabric shall be suitably secured for the entire circumference of the pipe.

701.07 RELAYING PIPE. If specified or directed, existing pipes shall be removed and suitable sections relaid as specified for new pipes.

701.08 BACKFILLING.

(a) General: Prior to backfilling, pipes found to be damaged or out of alignment or grade shall be removed and reinstalled, or replaced.

Type A backfill material shall be stone, recycled portland cement concrete, flowable fill, or RAP.

Type B backfill materials are selected soils. Where Type B backfill materials are called for, Type A backfill materials may be substituted.

When corrugated metal pipe is used, the backfill material shall be tested and shall have a resistivity greater than 1500 ohm-cm and a pH greater than 5 when tested in accordance with DOTD TR 429 and DOTD TR 430 respectively.

When Type A backfill material is used, geotextile fabric surrounding this backfill shall be placed in accordance with Subsection 726.03 between the aggregate backfill material and all other natural or placed soils in the trench or embankment. Care shall be taken to prevent damage to geotextile fabric during placement of backfill material. For concrete pipe, the fabric shall enclose not only the initial backfill but shall be wrapped over the top of the pipe with at least 12 inches (300 mm) of overlap.

When a trench box or trench sheeting is used in unstable soils and/or for worker safety, and when moved during backfilling operations, filling and additional compaction of the disturbed zone of backfill must take place immediately and in a manner acceptable to the engineer.

Initial backfill is a structural backfill encasing the pipe from the bottom of the pipe to the springline for concrete pipe and to a point one foot (0.3 m) above the top of the pipe for both metal and plastic pipe. Final backfill is not a structural backfill and shall extend from the top of the initial backfill to the top of the natural ground or subgrade in cut areas or to the top of existing ground in fill areas. Any fill required above the final backfill is considered and treated as embankment.

(b) Backfill Applications: For projects using A+B+C bidding method where rigid and flexible pavement alternates are considered, backfill application (2) below, "Cross Drains Under Flexible Pavements", shall apply for either rigid or flexible pavements.

(1) Under Concrete Pavements: Type B backfill may be used as initial and final backfill for all pipes, culverts or drains under concrete pavements. Placement and compaction shall be as specified in Heading (d) below.

(2) Cross Drains Under Flexible Pavements: All reaches, exclusive of those portions of the pipe which are under shoulders, of cross drains and all other culverts, pipes or drains that cross the centerlines of the new roadway or centerlines of existing roadways, such as intersections and are under flexible pavements shall receive an initial backfill of Type A material. Type B backfill materials may be used as final backfill for all pipes. Placement and compaction shall be as specified in Heading (c) and (d) below. Where the subgrade is above existing ground, embankment material as specified for the remainder of the project shall be used from the top of the final backfill to the top of the established embankment grade.

(3) Other Drains Under Flexible Pavements: All reaches of all culverts, pipes or drains under flexible pavements that do not cross the centerlines of new roadway or centerlines of existing roadways, and exclusive of those portions of the pipe which are totally under shoulders, shall receive an initial and final backfill of Type B material. Placement and compaction shall be as specified in Heading (d) below. Where the subgrade is above existing ground, embankment material as specified for the remainder of the project shall be used from the top of the final backfill to the top of the established embankment grade.

(4) Other Areas: All culverts, pipes or drains in nonpaved areas or paved areas that serve as driveways or shoulders shall receive an initial and final backfill of Type B material. Placement and compaction shall be as specified in Heading (d) below.

(5) Pipes Subject to Construction Traffic; The embankment or pipe backfill shall be constructed to a minimum of 24 inches (600 mm) over the pipe before heavy construction equipment is allowed to cross the installation. Where practical, installations with less than 24 inches (600 mm) of cover over the top of the pipe shall be constructed after heavy hauling is completed over the pipe location. After completion of hauling operations, the contractor shall remove excess cover material. Pipe damaged by hauling and backfilling operations shall be removed and reinstalled, or replaced, at no direct pay.

(c) Placement and Compaction; Type A Backfill: For all pipes, culverts and conduits under paved and nonpaved areas, where Type A backfill material is used, the Type A backfill shall be thoroughly hand compacted under the pipe haunches and then dynamically compacted in layers not exceeding 8 inches (200 mm) compacted thickness. Compaction under the haunches of the pipe shall initially be by hand tamping or other acceptable means, until a level is reached that the dynamic tamping can commence. Each lift shall be compacted by applying at least eight

passes of a hand operated, dynamic mechanical compaction device over the surface of each lift. With approval of the engineer, layer thickness may be increased to 12 inches (300 mm) with verification of satisfactory installation and performance. If flowable fill is used it shall be furnished, placed and consolidated in accordance with Section 710. The contractor shall control placement operations during initial backfill operations so as not to damage protective coatings on metal pipes. The contractor shall repair damaged coatings at no additional pay.

(d) Placement and Compaction; Type B Backfill: For all pipes, culverts and conduits, where Type B backfill is allowed, the Type B material shall be placed in layers not exceeding 8 inches (200 mm) compacted thickness. Compaction shall be with suitable mechanical equipment. With approval of the engineer, layer thickness may be increased to 12 inches (300 mm) with verification of satisfactory installation and performance.

(e) Placement and Compaction; Trenchless or Partial Trench Condition: All pipes, culverts, drains and conduits placed with any portion of the pipe above existing ground must also comply with Subsections (a),(b) (c) and (d) above for the portion of the pipe within a trench and that portion of the pipe not constructed in a trench. The width of initial and final backfill of that portion above existing ground and not within a trench will be constructed to such a width that the requirements for placement, compaction and density are met.

(f) Density Requirements: The in place density of Type A backfill materials and bedding materials, will not be measured or determined. Type A backfill, exclusive of RAP and flowable fill, shall be placed at or near optimum moisture content determined in accordance with DOTD TR 415 or 418. RAP materials shall be placed and compacted in a slightly moist condition.

The maximum dry density of initial or final Type B backfill under all paved areas which are to be under traffic will be determined in accordance with DOTD TR 415 or TR 418 and in-place density determined in accordance with DOTD TR 401. Initial and final Type B backfill under all paved areas, under traffic, shall be placed at or near optimum moisture content determined in accordance with DOTD TR 415 or TR 418. Each layer shall be compacted by approved methods prior to the placement of a subsequent layer. The engineer will approve the compaction method based upon validation that such method, including moisture control, will achieve at least 95 percent of maximum dry density as determined in accordance with DOTD TR 401. With approval of the engineer, density testing may be waived on subsequent layers with backfill installation in accordance with approved compaction methods and continued satisfactory performance.

Initial and final backfill in unpaved areas or paved areas such as shoulders or driveways, shall be placed evenly and compacted along the length of the culvert, pipe or drain from the top of the initial backfill to the top of the subgrade. Layered backfill shall be compacted at least to the density of the adjoining existing soils or the compaction required of the laterally adjoining layers of soil immediately outside the trench for embankment elevations. Initial and final backfill shall be placed and compacted at or near optimum moisture content determined in accordance with DOTD TR 415 or TR 418.

701.09 INSPECTION OF PIPES. After completion of embankment and prior to roadway surfacing, the engineer shall inspect pipes for proper alignment and integrity of joints. Any misaligned pipe or defective joints shall be corrected by the contractor at no direct pay.

(a) Plastic Pipe: Installed plastic pipe shall be tested to ensure that vertical deflections do not exceed 5.0 percent. Maximum allowable deflections shall be governed by the mandrel requirements stated herein.

Deflection tests shall be performed no sooner than 30 calendar days after installation and compaction of backfill. The pipe shall be cleaned and inspected for offsets and obstructions prior to testing.

For pipe 36 inches (900 mm) and less in diameter, a mandrel shall be pulled through the pipe by hand to ensure that maximum allowable deflections have not been exceeded. The mandrel shall be approved by the engineer prior to use. Use of an unapproved mandrel or a mandrel altered or modified after approval will invalidate the test. If the mandrel fails to pass, the pipe is overdeflected.

Unless otherwise permitted, overdeflected pipe shall be uncovered and, if not damaged, reinstalled. Damaged pipe shall not be reinstalled, but shall be removed and replaced with new pipe. Any pipe subjected to any method or process other than removal, which attempts, even successfully, to reduce or cure any overdeflection, shall be removed and replaced with new pipe.

The mandrel shall be a rigid, nonadjustable, odd-numbered legged (minimum 9 legs) mandrel having a length not less than its nominal diameter or 24 inches (600 mm), whichever is less. The minimum diameter at any point shall be 5.0 percent less than the base inside diameter of the pipe being tested. The mandrel shall be fabricated of steel, aluminum or other approved material fitted with pulling rings at each end. The nominal pipe size and outside diameter of the mandrel shall be stamped or engraved on some segment other than a runner. A suitable carrying case shall be furnished.

For pipe larger than 36 inches (900 mm) in diameter, deflection shall be determined by a method approved by the engineer. If a mandrel is selected, the minimum diameter, length, and other requirements shall conform to the above requirements.

Mandrel testing shall be conducted by the contractor in the presence of the engineer. Mandrel testing shall be at no direct pay.

(b) Metal Pipe: If the inside diameter of metal pipe or rise dimension of metal pipe arch deflects more than 5.0 percent from original dimensions, they shall be removed and reinstalled, unless they do not rebound or are damaged. Pipe or pipe arch which are damaged or do not rebound shall be removed and replaced at no direct pay. Measurement of deflection will be made by the engineer away from rerolled ends.

701.10 CLEANING PIPES.

(a) Existing Pipes: Pipes designated to be cleaned shall be cleaned of soil, debris and other materials to the invert of the pipe. Designated pipes shall be cleaned by approved methods that will not damage the pipes. Any damage caused by the contractor's operations shall be satisfactorily repaired at no direct pay.

Removed soil, debris and other materials shall be disposed of in accordance with Subsection 202.02 or as otherwise approved in writing.

(b) Contractor Installed Pipes: Prior to final acceptance, pipes shall be cleaned of all debris and soil to the invert of the pipe at no direct pay.

Supplemental Specifications (May 2009)
Page 16 of 32

Removed soil, debris and other materials shall be disposed of in accordance with Subsection 202.02 or as otherwise approved in writing.

701.11 STUBBING AND PLUGGING PIPES. When it is required that pipes be plugged, such plugs shall be constructed of Class R concrete complying with Section 901. Thickness of plug and method of construction shall be as directed.

When new pipes are to be stubbed into new or existing pipes or other structures, the connection shall be made with approved mortar complying with Subsection 702.02.

701.12 MEASUREMENT. Pipe, both new and relaid, will be measured in linear feet (lin m) as follows unless stated otherwise.

(a) Pipe not confined by fixed structures will be measured by the number of joints at the nominal length of each joint.

(b) Pipe confined by fixed structures will be measured along the pipe between the termini of pipe in structure walls.

(c) Pipe confined by a fixed structure on one end and unconfined at the other end will be measured along the pipe from the terminus of pipe in the structure wall to the unconfined end of pipe.

(d) Fabricating of pipe tees, elbows and other fittings will be measured per each fitting. The length of pipe in such fittings will be included in the pay length measurement of pipes of which they form a part.

(e) Excavation required for installation of pipes will not be measured for payment, except as otherwise specified in Subsection 203.14.

(f) Furnishing and placing backfill material below existing ground level for pipes will not be measured for payment. Backfill material needed to complete backfill above natural ground and around pipes that extend above natural ground will be measured and payment will be made under applicable earthwork items. When specified, flowable fill will be measured and paid for in accordance with Section 710.

(g) Plugging and stubbing of pipes will not be measured for payment.

(h) Cleaning existing pipes will be measured by the length of pipe cleaned and accepted.

(i) Concrete collars will be measured per each.

701.13 PAYMENT.

(a) Payment for pipe will be made at the contract unit price per linear foot (lin m) of the types and sizes specified.

When plastic pipe is specified on the plans or elected to be used by the contractor, payment will be made at the contract unit price per linear foot (lin m) of the types and sizes specified in accordance with the payment schedule of Table 701-1.

Table 701-1
Payment Schedule for Plastic Pipe

Percent Payment	Stage of Completeness
75	After placement and backfill has been completed
25	After the pipe has met vertical deflection requirements in accordance with Subsection 701.09(a)

(b) Payment for fabricating pipe tees, elbows and other fittings will be made at the contract unit price per each fitting.

(c) When unstable conditions are encountered, the additional excavation will not be measured for payment; however, the additional materials furnished and placed for the pipe foundation will be measured and paid for as follows:

(1) Granular Materials: Payment will be made under the embankment item. The net section volume of the materials will be multiplied by 3 to determine the pay volume. When the contract does not include a pay item for embankment, payment will be made in accordance with Subsection 104.02.

(2) Bedding Material: Measurement and payment will be made in accordance with Section 726. When the contract does not include a pay item for bedding material, payment will be made in accordance with Subsection 104.02.

(d) Payment for cleaning existing pipes will be made at the contract unit price per linear foot (lin m).

(e) Payment for concrete collars will be made at the contract unit price per each.

Payment will be made under:

Item No.	Pay Item	Pay Unit
701-01	Cross Drain Pipe (Size & Type)	Linear Foot (Lin m)
701-02	Cross Drain Pipe Arch (Size & Type)	Linear Foot (Lin m)
701-03	Storm Drain Pipe (Size & Type)	Linear Foot (Lin m)
701-04	Storm Drain Pipe Arch (Size & Type)	Linear Foot (Lin m)
701-05	Side Drain Pipe (Size)	Linear Foot (Lin m)
701-06	Side Drain Pipe Arch (Size)	Linear Foot (Lin m)
701-07	Yard Drain Pipe (Size)	Linear Foot (Lin m)
701-08	Relaying Pipe	Linear Foot (Lin m)
701-09	Fabricating Pipe Fittings	Each
701-10	Reinforced Concrete Pipe (Extension)	Linear Foot (Lin m)
701-11	Reinforced Concrete Pipe Arch (Extension)	Linear Foot (Lin m)
701-12	Corrugated Metal Pipe (Extension)	Linear Foot (Lin m)
701-13	Corrugated Metal Pipe Arch (Extension)	Linear Foot (Lin m)

Supplemental Specifications (May 2009)

Page 18 of 32

701-14	Cleaning Existing Pipes	Linear Foot (Lin m)
701-15	Concrete Collar	Each
701-16	Plastic Pipe (Extension)	Linear Foot (Lin m)

SECTION 704 – GUARD RAIL:

Subsection 704.03 – General Construction Requirements (01/05), Pages 368 and 369.

Add the following to Heading (d), Guard Rail End Treatments.

All end treatments shall bear a label indicating the manufacturer and exact product name of the end treatment along with its assigned NCHRP 350 test level. This label shall resist weathering and shall be permanently affixed to the railing in such a way as to be readily visible.

SECTION 706 – CONCRETE WALKS, DRIVES AND INCIDENTAL PAVING:

All Subsections within Section 706 (04/08), Pages 375 – 377.

Delete Section 706, Concrete Walks, Drives and Incidental Paving and substitute the following.

SECTION 706 CONCRETE WALKS, DRIVES AND INCIDENTAL PAVING

706.01 DESCRIPTION. This work consists of furnishing and constructing portland cement concrete walks, handicapped curb ramps, drives and incidental paving slabs in accordance with these specifications and in conformity with lines, grades and dimensions shown on the plans or established.

706.02 MATERIALS. Materials shall comply with the following Section or Subsections.

Portland Cement Concrete (Class M)	901
Joint Filler	1005.01(c)
Reinforcing Steel	1009.01
Curing Materials	1011.01

706.03 CONSTRUCTION REQUIREMENTS.

(a) **Excavation:** Excavation shall be made to required depth and width. The top of the subgrade shall be shaped and compacted to a firm, even surface conforming to the section shown on the plans. Unsuitable material shall be removed and disposed of in accordance with Subsection 202.02 and replaced with approved material at no direct pay.

(b) **Forms:** Forms shall be of wood or metal and shall extend the full depth of concrete. Forms shall be straight, clean and of sufficient strength to resist the pressure of concrete. Bracing of forms shall be such that forms remain in horizontal and vertical alignment until their removal.

Concrete may be placed by slip-form methods. Slip-formed concrete shall be placed with an approved machine designed to spread, vibrate, consolidate and finish concrete in one pass of the machine in such manner that minimum hand finishing is necessary. Sliding forms shall be

rigidly held together to prevent spreading of forms. After the passing of the side forms there shall be no noticeable slumping of concrete.

(c) Subgrade: The subgrade shall be thoroughly moistened immediately prior to placing concrete.

(d) Placing and Finishing: Concrete shall be placed on the subgrade, struck off to required thickness and tamped sufficiently to bring the mortar to the surface. The surface shall be finished with a wood float or steel trowel followed by brushing to a slightly rough finish. Joints and edges shall be rounded with an edging tool having a 1/4-inch (6 mm) radius.

(e) Joints:

(1) Expansion Joints: Expansion joints shall be filled with 1/2 inch (13 mm) thick preformed expansion joint filler. Expansion joints shall be installed at maximum 100-foot (30 m) intervals, and between intersecting paving and any fixed structure such as a building, bridge or curbing, and between intersecting paving and the handicapped curb ramps. Expansion joint material shall extend for the full width and depth of paving.

(2) Weakened Plane: Weakened planes shall be formed by a jointing tool or other acceptable means. Weakened planes shall extend into concrete for at least 1/4 of the depth and shall be approximately 1/8 inch (3 mm) wide.

a. Walks: Spacing of weakened planes for walks shall be equal to the width of walk.

b. Drives: A longitudinal weakened plane shall be formed along the centerline of drives more than 16 feet (5 m) wide, and transverse weakened planes shall be formed at not more than 16-foot (5 m) intervals.

c. Incidental Paving: Weakened planes for incidental paving shall be formed at intervals not exceeding 30 times the thickness of the concrete in length or width. Incidental paving poured adjacent to jointed concrete shall be jointed to match existing joints, with intermediate joints formed as necessary not to exceed the maximum joint spacing.

(3) Construction Joints: Construction joints shall be formed around manholes, utility poles, etc., extending into paving and 1/4 inch (6 mm) thick preformed expansion joint filler shall be installed in these joints.

(4) Tie-ins: Tie-ins of existing concrete shall be made by full depth sawing at no direct pay.

(f) Curing: Concrete shall be cured in accordance with Subsection 601.10.

(g) Detectable Warning Surface for Handicap Ramps and At-Grade Sidewalk Intersections: Sidewalks, when intersecting with roadways, shall be equipped with a detectable warning surface system consisting of raised truncated domes as a transition between the sidewalk and the street as required by the Americans with Disabilities Act, 28 CFR Part 36, ADA Standards for Accessible Design.

Detectable warnings (truncated domes) shall be installed on the ramp surface over the full width of the ramp throat for a distance of 24 inches (600 mm) in the direction of travel from the back of the curb. Detectable warnings (truncated domes) shall also be installed on at-grade sidewalks intersecting with roadways for a distance of 36 inches (900 mm) in the direction of travel from the end of the sidewalk. Truncated domes shall be laid out on a square grid in order to allow enough space for wheelchairs to roll between the domes.

Supplemental Specifications (May 2009)

Page 20 of 32

Light reflectance of the truncated domes and the underlying surface must meet the 70 percent contrast requirement of ADAAG.

706.04 MEASUREMENT. Quantities of concrete walks, drives and incidental paving slabs for payment will be the design quantities as specified on the plans and adjustments thereto. Design quantities will be adjusted if the engineer makes changes to adjust to field conditions, if design errors are proven or if design changes are made. Design areas are based on the horizontal dimensions shown on the plans. Excavation, backfill, reinforcing steel and joint materials will not be measured for payment.

Handicapped curb ramps, including the detectable surface warning system, will be measured per each.

Detectable surface warning systems for at-grade sidewalk intersection will not be measured for payment.

706.05 PAYMENT. Payment for concrete walks, drives and incidental paving will be made on a lot basis at the contract unit price per square yard (sq m), adjusted in accordance with the following provisions. Payment for each lot will be made in accordance with Table 901-6. Size, sampling, and testing of each concrete lot shall be in accordance with the Materials Sampling Manual.

Payment for handicapped curb ramps, including the detectable surface warning system, will be made by each and shall include, but not limited to, curb transitions, detectable warning system, gutter, landing and base.

Payment will be made under:

Item No.	Pay Item	Pay Unit
706-01	Concrete Walk (inch (mm) Thick)	Square Yard (Sq m)
706-02	Concrete Drive (inch (mm) Thick)	Square Yard (Sq m)
706-03	Incidental Concrete Paving (inch (mm) Thick)	Square Yard (Sq m)
706-04	Handicapped Curb Ramps	Each

SECTION 713 – TEMPORARY TRAFFIC CONTROL:

Subsection 713.06 – Pavement Markings (08/06), Pages 400 – 403.

Delete Table 713-1, Temporary Pavement Markings and substitute the following.

Table 713-1
Temporary Pavement Markings^{1,2}

		Two-lane Highways	Undivided Multilane Highways	Divided Multilane Highways
S H O R T T E R M	ADT<1500; or ADT>1500 and time<3 days	Lane lines 4-foot (1.2 m) tape on 40-foot (12 m) centers; with "Do Not Pass" and "Pass With Care" signs as required		
	ADT>1500; Time>3 days and<2 weeks	Lane lines 4-foot (1.2-m) tape on 40-foot (12-m) centers with no passing zone markings		
	All ADT's with time <2 weeks		Lane lines 4-foot (1.2m) tape on 40-foot (12 m) centers; double yellow centerline	Lane lines 4-foot (1.2 m) tape on 40-foot (12 m) centers
L O N G T E R M	All ADT's with time >2 weeks	Standard lane lines, no-passing zone markings, legends and symbols and when pavement width is 22 feet (6.7 m) or greater, edge lines	Standard lane lines, centerlines, edge lines, and legends and symbols	Standard lane lines, centerlines, edge lines, and legends and symbols.

¹No-passing zones shall be delineated as indicated whenever a project is open to traffic.

²On all Asphaltic Surface Treatments that are open to traffic and used as a final wearing course or as an interlayer, temporary pavement markings (tabs) on 20-foot (6 m) centers shall be used, in lieu of the 4-foot (1.2 m) tape, on 40-foot (12 m) centers.

SECTION 729 – TRAFFIC SIGNS AND DEVICES:

Subsection 729.02 – Materials (04/08), Pages 456 and 457.

Delete the contents of Heading (a), Sign and Marker Sheeting, and substitute the following.

(a) Sign and Marker Sheeting: Sheeting material for sign panels, delineators, barricades and other markers shall comply with Section 1015. All permanent signs shall meet the requirements of ASTM D 4956, Type X.

Subsection 729.04, Fabrication of Sign Panels and Markers (04/08), Pages 458 – 460.

Delete the third paragraph of Heading (c), Sheeting Application and substitute the following.

ASTM D 4956 Type X reflective sheeting shall be applied with an orientation determined by the engineer to obtain the optimum entrance angle performance. Fabricated vertical splices in ASTM D 4956 Type X reflective sheeting will be allowed only when the horizontal dimension of the sign face or attached shield is in excess of the maximum manufactured width of the sheeting. Fabricated vertical splices in ASTM D 4956 Type X reflective sheeting will also be allowed when the specified orientation will create excessive sheeting waste.

SECTION 804 – DRIVEN PILES:

Subsection 804.08 – Construction Requirements (04/07), Pages 548 – 554.

Delete the first sentence of Heading (a), Preboring and substitute the following.

Preboring by augering, wet-rotary drilling, or other methods used to facilitate pile driving will not be permitted unless specified in the plans or allowed by the engineer.

Delete the first sentence of Heading (b), Jetting and substitute the following.

Jetting will not be permitted unless allowed in the plans or allowed by the engineer.

SECTION 901 – PORTLAND CEMENT CONCRETE:

Subsection 901.06 – Quality Control of Concrete (08/06), Pages 726 – 731.

Add the following to the contents of Heading (b), Quality Control Tests.

The contractor shall be responsible for monitoring the components (cement, mineral and chemical admixtures, aggregates) in their mix to protect against any changes due to component variations. As component shipments arrive, the contractor shall verify slump, air content and set time by testing at ambient temperatures. The contractor shall make adjustments to the mix design to rectify any changes which would adversely affect constructability, concrete placement or the specifications. The contractor shall submit test results to the Department for review each day of paving. Testing to validate component consistency will be documented on the control logs. Conformance or variation in mix parameters (workability, set times, air content, etc.) shall be noted on the control logs. The contractor shall provide a copy of the proposed testing plan to the engineer for record. Acceptance of the plan does not relieve the contractor's responsibility for consistency.

Subsection 901.08 – Composition of Concrete (12/05), Pages 732 – 734.

Add the following to Heading (a).

The blended cement containing up to 50 percent of grade 100 or grade 120 ground granulated blast-furnace slag must be in compliance with Subsection 1001.04 for portland blast-furnace slag cement.

SECTION 1001 – HYDRAULIC CEMENT:

Subsection 1001.01 – Portland Cement (09/07). Page 749.

Delete the contents of this subsection and substitute the following.

1001.01 PORTLAND CEMENT. Portland cement shall be from an approved source listed in QPL 7 and shall comply with AASHTO M 85.

Alkali content calculated as sodium oxide equivalent shall not exceed 0.60 percent by weight for all types of cement.

SECTION 1003 – AGGREGATES:

Subsection 1003.02 – Aggregates for Portland Cement Concrete and Mortar (07/07).

Pages 763 – 766.

Delete the contents of Heading (c), Aggregates for Types B and D Pavements, and substitute the following.

(c) Aggregates for Types B and D Pavements: For the combined aggregates for the proposed portland cement concrete pavement mix, the percent retained based on the dry weight (mass) of the total aggregates shall meet the requirements of Table 1003-1A for the type of pavement specified in the plans. Additionally, the sum of the percents retained on any two adjacent sieves so designated in the table shall be at least 12 percent of the total combined aggregates. The maximum amounts by weight (mass) of deleterious materials for the total aggregate shall be the same as shown in Subsection 1003.02(b).

Table 1003-1A
Aggregates for Types B and D Pavements

U.S. Sieve	Metric Sieve	Percent Retained of Total Combined Aggregates	
		Pavement Type	
		Type B	Type D
2 1/2 inch	63 mm	0	0
2 inch	50 mm	0	0-20
1 1/2 inch	37.5 mm	0-20	0-20
1 inch	25.0 mm	0-20	5-20
3/4 inch	19.0 mm	5-20	5-20
1/2 inch	12.5 mm	5-20	5-20
3/8 inch	9.5 mm	5-20	5-20
No. 4	4.75 mm	5-20	5-20
No. 8	2.36 mm	5-20	5-20
No. 16	1.18 mm	5-20	5-20
No. 30	600 µm	5-20	5-20
No. 50	300 µm	0-20	0-20
No. 100	150 µm	0-20	0-20
No. 200	75 µm	0-5	0-5
Note: For the sieves in the shaded areas, the sum of any two adjacent sieves shall be a minimum of 12 percent of the total combined aggregates.			

Each type of aggregate to be used in the proposed mixture shall be sampled and tested individually. The percent of total combined aggregates retained shall be determined mathematically based on the proportions of the combined aggregate blend. All gradation calculations shall be based on percent of dry weight (mass).

SECTION 1005 – JOINT MATERIALS FOR PAVEMENTS AND STRUCTURES:

Subsection 1005.04 – Combination Joint Former/Sealer (11/05), Pages 782 and 783.

Delete Heading (a) and substitute the following.

(a) Description: This joint former/sealer is intended for use in simultaneously forming and sealing a weakened plane in portland cement concrete pavements.

The material shall consist of an elastomeric strip permanently bonded either mechanically or chemically at the top of each of two rigid plastic side frames and covered with a removable plastic top cap. Side frames shall be of such configuration that when the sealer is inserted into plastic concrete and vibrated, a permanent bond forms between side frames and concrete.

Delete Heading (b)(1) and substitute the following.

(1) Elastomer: The elastomer strip portion of the material shall be manufactured from vulcanized elastomeric compound using polymerized chloroprene or thermoplastic vulcanizate as the base polymer, and shall comply with the following requirements:

<u>Property</u>	<u>ASTM Test Method</u>	<u>Requirements</u>	
		<u>Polymerized Chloroprene</u>	<u>Thermoplastic Vulcanizate</u>
Tensile Strength, kPa, Min.	D 412	12,400	7,400
Elongation at Break, % Min.	D 412	200	400
Hardness, Shore A	D 2240	65 ± 10	65 ± 10
Properties after Aging, 70 h @ 100°C	D 573		
Tensile Strength, % Loss, Max.		20	20
Elongation, % loss, Max.		25	25
Hardness, pts. increase, Max.		10	10
Ozone Resistance, 20% strain or bentloop, 300 pphm in air, 70 h @ 40°C	D 1149	no cracks	no cracks
Oil Swell, IRM 903, 70 h @ 100°C, wt change, % Max.	D 471	45	75

Delete Headings (b)(2) and (b)(3) and substitute the following:

(2) Bond of Elastomer to Plastic: The force required to shear the elastomer from the plastic shall be a minimum of 5.0 pounds per linear inch (90 g/mm) of sealer when tested in accordance with DOTD TR 636.

(3) Bond of Plastic to Cement Mortar: This bond will be evaluated and shall meet the following requirements:

The force required to separate the cement mortar from the plastic shall be a minimum of 5.0 pounds per linear inch (90 g/mm) of sealer when tested in accordance with DOTD TR 636.

SECTION 1006 – CONCRETE AND PLASTIC PIPE:

Subsection 1006.09 – Plastic Yard Drain Pipe (06/07), Page 789.

Delete the contents of Subheading (a)(3), Ribbed Polyvinyl Chloride Pipe (RPVCP) and substitute the following.

Ribbed Polyvinyl Chloride Pipe (RPVCP): Ribbed Polyvinyl Chloride Pipe shall comply with ASTM F 794, Series 46 or ASTM F 949 (46 psi).

SECTION 1013 – METALS:

Subsection 1013.09 – Steel Piles (08/06) Page 822.

Delete the title and references to “Steel Piles” in this subsection and substitute “Steel H Piles”.

SECTION 1015 – SIGNS AND PAVEMENT MARKINGS:

Subsection 1015.04 – Sign Panels (05/07), Pages 832 and 833.

Delete the contents of Heading (a), Permanent Sign Panels and substitute the following.

Supplemental Specifications (May 2009)
Page 26 of 32

(a) Permanent Sign Panels: Flat panels shall be aluminum sheets or plates complying with ASTM B 209, Alloy 6061-T6 or Alloy 5052-H38. Extruded aluminum panels shall comply with ASTM B 221 (ASTM B 221M), Alloy 6063-T6 and after fabrication, have a flatness equal to or less than 0.031 inch per foot of length and 0.004 inch per inch of width.

Subsection 1015.05 - Reflective Sheeting (04/08), Pages 833 – 838.

Delete the contents of this subsection and substitute the following.

1015.05 REFLECTIVE SHEETING.

(a) Permanent and Temporary Standard Sheeting: Reflective sheeting shall be one of the following standard types as specified on the plans and complying with ASTM D 4956 except as modified herein. Permanent warning, regulatory, guide and supplemental guide sign sheeting shall meet the requirements of ASTM D 4956 Type X. Reflective sheeting for temporary signs and devices shall meet the requirements of ASTM D 4956 Type III except as noted in Subsection 1015.05(f). Reflective sheeting shall be an approved product listed in QPL 13.

Type III - A high-intensity retroreflective sheeting that is typically encapsulated glass-bead retroreflective material.

Type VI - An elastomeric high-intensity retroreflective sheeting without adhesive. This sheeting is typically a vinyl microprismatic retroreflective material.

Type X - A super high-intensity retroreflective sheeting having highest retroreflectivity characteristics at medium distances. This sheeting is typically an unmetalized microprismatic retroreflective element material.

(b) Fluorescent Pink Retroreflective Sheeting: Signs for temporary control of traffic through incident management areas shall be Type VI fluorescent pink retroreflective sheeting and shall comply with the MUTCD. Temporary traffic control signs for incident management shall be placed to notify motorists of upcoming incidents on the roadway, and shall be removed from public view once the incident has been managed. Physical properties shall comply with ASTM D 4956. Photometric properties shall be as follows.

(1) Retroreflectivity: Minimum Coefficients of Retroreflection shall be as specified in Table 1015-1.

Table 1015-1
Coefficients of Retroreflection for Fluorescent Pink Sheeting¹

Observation Angle, degrees	Entrance Angle, degrees	Fluorescent Pink
0.2	-4	100
0.2	+30	40
0.5	-4	40
0.5	+30	15

¹Minimum Coefficient of Retroreflection (R_A) ($\text{cd lx}^{-1}\text{m}^{-2}$)

(2) Color and Daytime Luminance: Color Chromaticity Coordinates and Daytime Luminance Factors shall be as specified in Table 1015-2.

Table 1015-2
Fluorescent Pink Color Specifications Limits (Daytime)

Chromaticity Coordinates (corner points) ¹								Luminance Factor, min.
1		2		3		4		Y%
x	y	x	y	x	y	x	y	25
0.450	0.270	0.590	0.350	0.644	0.290	0.536	0.230	

¹The four pairs of chromaticity coordinates measured with CIE 2° Standard Observer and 45/0 (0/45) geometry and CIE D65 Standard Illuminant.

(c) Adhesive Classes: The adhesive required for retroreflective sheeting shall be Class 1 (pressure sensitive) as specified in ASTM D 4956.

(d) Accelerated Weathering: Reflective sheeting, when processed, applied and cleaned in accordance with the manufacturer's recommendations shall perform in accordance with the accelerated weathering standards in Table 1015-3.

Table 1015-3
Accelerated Weathering Standards¹

Type	Retroreflectivity ²				Colorfastness ³	
	Orange/ Fluorescent Orange		All colors, except orange/Fluorescent Orange		Orange/ Fluorescent Orange	All colors, except orange/Fluorescent Orange
III	1 year	80 ⁴	3 years	80 ⁴	1 year	3 years
III (for drums)	1 year	80 ⁴	1 year	80 ⁴	1 year	1 year
VI	1/2 year	50 ⁵	1/2 year	50 ⁵	1/2 year	1/2 year
X	1 year	80 ⁶	3 years	80 ⁶	1 year	3 years

¹At an angle of 45° from the horizontal and facing south in accordance with ASTM G 7 at an approved test facility in Louisiana or South Florida.

²Percent retained retroreflectivity of referenced table after the outdoor test exposure time specified.

³Colors shall conform to the color specification limits of ASTM D 4956 after the outdoor test exposure time specified.

⁴ASTM D 4956, Table 8.

⁵ASTM D 4956, Table 13.

⁶ASTM D 4956, Table 4.

(e) Expected Sign Life Data and Performance: The sheeting manufacturer shall supply expected retroreflectivity service life curves for each of the following sign sheeting colors: white, green, blue, brown, red, and yellow. The service life curves shall be plots of the 95 percent expected life plotted on an x-y graph with life years on the x-axis and retroreflectivity on the y-axis. The expected life shall account for worst case installations, equivalent to an installation in South Louisiana with the sign facing to the South. The sheeting manufacturer shall also supply a table of expected life values taken from the service life curves for Revision Number 2 to the 2003 Edition of the MUTCD minimum reflectivity requirements published in the Federal Register on December 21, 2007. Reflective sheeting for signs, when processed, applied and cleaned in accordance with the manufacturer's recommendations shall perform outdoors in accordance with the performance standards in Table 1015-4.

Table 1015-4
 Reflective Sheeting Performance Standards

Type	Retroreflectivity ¹ -- Durability ²				Colorfastness ³
	Orange/ Fluorescent Orange		All colors, except orange/Fluorescent Orange		
III	3 years	80 ⁴	10 years	80 ⁴	3 years
X	3 years	80 ⁵	7years	80 ⁵	3 years

¹Percent retained retroreflectivity of referenced table after installation and the field exposure time specified.

²All sheeting shall maintain its structural integrity, adhesion and functionality after installation and the field exposure time specified.

³All colors shall conform to the color specification limits of ASTM D 4956 after installation and the field exposure time specified.

⁴ASTM D4956, Table 8.

⁵ASTM D 4956, Table 4.

(f) Temporary Signs, Barricades, Channelizing Devices, Drums and Cones: Reflective sheeting for temporary signs, barricades and channelizing devices, shall meet the requirements of ASTM D 4956, Type III except that temporary warning construction signs used on the mainline of freeways and expressways shall be fluorescent orange and meet the requirements of ASTM D 4956, Type X.

Reflective sheeting for vertical panels shall meet the requirements of ASTM D 4956, Type III.

Reflective sheeting for drums shall be a minimum of 6 inches (150 mm) wide and shall meet the requirements of ASTM D 4956, Type III, and the Supplementary Requirement S2 for Reboundable Sheeting as specified in ASTM D 4956. Reflective sheeting for traffic cone collars shall meet the requirements of ASTM D 4956, Type III or Type VI.

(g) Sheeting Guaranty. The contractor shall provide the Department with a guaranty from the sheeting manufacturer stating that if the retroreflective sheeting fails to comply with the performance requirements of this subsection, the sheeting manufacturer shall do the following:

Table 1015-5
Manufacturer's Guaranty-Reflective Sheeting

Type	Manufacturer shall restore the sign face in its field location to its original effectiveness at no cost to the Department if failure occurs during the time period ¹ as specified below		Manufacturer shall replace the sheeting required to restore the sign face to its original effectiveness at no cost to the Department if failure occurs during the time period ¹ as specified below
	Orange/Fluorescent Orange	All colors, except orange/Fluorescent Orange	All colors, except orange/Fluorescent Orange
III	<3 years	<7 years	7-10 years
X	<3 years	<5 years	5-7 years

¹ From the date of sign installation.

Replacement sheeting for sign faces, material, and labor shall carry the unexpired guaranty of the sheeting for which it replaces.

The sign fabricator shall be responsible for dating all signs with the month and year of fabrication at the time of sign fabrication. This date shall constitute the start of the guaranty obligation period.

Subsection 1015.11 - Preformed Plastic Pavement Marking Tape (06/07), Pages 842 – 844.

Delete the contents of this subsection and substitute the following.

1015.11 PREFORMED PLASTIC PAVEMENT MARKING TAPE.

(a) General: Preformed plastic pavement marking tape shall be approved products listed on QPL 64 and shall comply with ASTM D4505 Retroreflectivity Level I or Level II, or DOTD Intersection Grade (as specified below), except as modified herein. The marking tape shall be Class 2 or 3. The type and color shall be in accordance with the plans and the MUTCD.

(b) Thickness: All preformed plastic pavement marking tape shall have a minimum overall thickness of 0.060 inches (1.5 mm) when tested without the adhesive.

(c) Friction Resistance: The surface of the Retroreflectivity Level II preformed plastic pavement marking tape shall provide a minimum frictional resistance value of 35 British Polish Number (BPN) when tested according to ASTM E303. The surface of the Retroreflectivity Level I and DOTD Intersection Grade preformed plastic pavement marking tape shall provide a minimum frictional resistance value of 45 BPN when tested according to ASTM E303. Values for the Retroreflectivity Level I material with a raised surface pattern as defined in ASTM D4505 are calculated by averaging values taken at downweb and at a 45 degrees angle from downweb.

(d) Retroreflective Requirements: The preformed plastic pavement marking tape shall have the minimum initial specific luminance values shown in Table 1015-7 when measured in accordance with ASTM D 4061.

Table 1015-7
Specific Luminance of Preformed Plastic Tape

Type	Observation Angle, degrees	Entrance Angle, degrees	Specific Luminance (mcd/sq m/lx)	
			White	Yellow
Retroreflectivity Level I	1.05	88.76	500	300
DOTD Intersection Grade	1.05	88.76	375	250
Retroreflectivity Level II	1.05	88.76	250	175

(e) Durability Requirements: The DOTD Intersection Grade preformed plastic pavement marking tape shall show no appreciable fading, lifting or shrinkage for a least 12 months after placement when placed in accordance with the manufacturer's recommended procedures on pavement surfaces having a daily traffic count not to exceed 15,000 ADT per lane.

The Retroreflectivity Level I preformed plastic pavement marking tape shall show no appreciable fading, lifting or shrinkage for a least 4 years after placement for longitudinal lines and at least 2 years after placement for symbols and legends.

The Retroreflectivity Level I preformed plastic pavement marking tape shall also retain the following reflectance values for the time period detailed in Table 1015-8.

Table 1015-8
Retained Specific Luminance for Retroreflectivity Level I
Preformed Plastic Pavement Marking Tape

Time	Observation Angle, degrees	Entrance Angle, degrees	Specific Luminance (mcd/sq m/lx)	
			White	Yellow
1 year	1.05	88.76	400	240
4 years (2 years for symbols and legend)	1.05	88.76	100	100

(f) Plastic Pavement Marking Tape Guaranty (DOTD Intersection Grade and Retroreflectivity Level I): If the plastic pavement marking tape fails to comply with the performance and durability requirements of this subsection within 12 months for DOTD Intersection Grade and 4 years for Retroreflectivity Level I, the manufacturer shall replace the plastic pavement marking material at no cost to the Department.

SECTION 1020 – TRAFFIC SIGNALS:

Subsection 1020.01 – Traffic Signal Heads (06/07), Pages 873 – 884.

Delete the contents of Heading (a), General Requirements and substitute the following.

Supplemental Specifications (May 2009)

Page 32 of 32

(a) General Requirements: Traffic signal sections, beacon sections and pedestrian signal sections shall be of the adjustable type. Materials and construction of each section shall be the same.

Signals shall be constructed for either 8 or 12-inch (200 mm or 300 mm) lens in accordance with the plans. Signal sections shall have three to five sections per face and beacon sections have only one section per face. Signal sections and associated brackets shall be finished inside and out with two coats of high grade dark olive green enamel, color number 14056 according to Federal Standard No. 595b with each coat independently baked. Visors shall be coated green on the outside and black on the inside. Edges shall be deburred and smooth with no sharp edges.

Subsection 1020.04 – Poles for Traffic Signal Systems (06/07), Pages 890 – 894.

Delete the sixth paragraph of Heading (a), Pedestal Support Signal Poles, and substitute the following.

Pedestals shall be finished with at least one coat of rustproofing primer, applied to a clean surface and one coat of dark olive green enamel, color number 14056 according to Federal Standard No. 595.

**LOUISIANA
DEPARTMENT OF TRANSPORTATION AND DEVELOPMENT
SUPPLEMENTAL SPECIFICATIONS**

FEMALE AND MINORITY PARTICIPATION IN CONSTRUCTION

The following notice shall be included in, and shall be a part of, all solicitations for offers and bids on all federal and federally assisted construction contracts or subcontracts in excess of \$10,000 to be performed in geographical areas designated by the director of OFCCP. Execution of the contract by the successful bidder and any subsequent subcontracts will be considered the contractor's and subcontractor's commitment to the EEO provisions contained in this notice.

**NOTICE OF REQUIREMENT FOR AFFIRMATIVE ACTION
TO ENSURE EQUAL EMPLOYMENT OPPORTUNITY
(EXECUTIVE ORDER 11246)**

1. The Offeror's or Bidder's attention is called to the "Equal Opportunity Clause" and the "Standard Federal Equal Employment Opportunity Construction Contract Specifications" set forth herein.
2. The goals for minority and female participation, expressed in percentage terms for the contractor's aggregate workforce in each trade on all construction work in the covered area, are as follows:

AREA	PARISH OR COUNTY	GOAL (%)
FEMALE PARTICIPATION		
-	All Covered Areas	6.9
MINORITY PARTICIPATION (UNDER NEW ORLEANS PLAN)		
-	* See Note Below	20 to 23
MINORITY PARTICIPATION (NOT UNDER NEW ORLEANS PLAN)		
1	Jefferson LA, Orleans LA, St. Bernard LA, St. Tammany LA	31.0
2	Assumption LA, Lafourche LA, Plaquemines LA, St. Charles LA, St. James LA, St. John the Baptist LA, Tangipahou LA, Terrebonne LA, Washington LA, Forrest MS, Lamar MS, Marion MS, Pearl River MS, Perry MS, Pike MS, Walthall MS	27.7
3	Ascension LA, East Baton Rouge LA, Livingston LA, West Baton Rouge LA	26.1
4	Concordia LA, East Feliciana LA, Iberville LA, Pointe Coupee LA, St. Helena LA, West Feliciana LA, Adams MS, Amite MS, Wilkinson, MS	30.4
5	Lafayette LA	20.6
6	Acadia LA, Evangeline LA, Iberia LA, St. Landry LA, St. Martin LA, St. Mary LA, Vermillion LA	24.1
7	Calcasieu LA	19.3
8	Allen LA, Beauregard LA, Cameron LA, Jefferson Davis LA, Vernon LA	17.8
9	Grant LA, Rapides LA	25.7
10	Avoyelles LA, Bienville LA, Bossier LA, Caddo LA, Claiborne LA, DeSoto LA, Natchitoches LA, Red River LA, Sabine LA, Webster LA, Winn LA	29.3
11	Ouachita LA	22.8
12	Caldwell LA, Catahoula LA, East Carroll LA, Franklin LA, Jackson LA, LaSalle LA, Lincoln LA, Madison LA, Morehouse LA, Richland LA, Tensas LA, Union LA, West Carroll LA	27.9

*These goals apply only to those contractors signatory to the New Orleans Plan and only with respect to those trades which have unions participating in said Plan. The New Orleans Plan Covered Area is as follows: The parishes of Orleans, Jefferson, St. Bernard, St. Tammany, St. Charles, St. John the Baptist, Plaquemines, Washington, Terrebonne, Tangipahoa (that area east of the Illinois Central Railroad), Livingston (that area southeast of the line from a point off the Livingston and Tangipahoa Parish line adjacent from New Orleans and Baton Rouge), St. James (that area southeast of a line drawn from the Town of Gramercy to the point of intersection of St. James, Lafourche and Assumption Parishes), and Lafourche.

These goals are applicable to all the contractor's construction work (whether or not it is federal or federally assisted) performed in the covered area. If the contractor performs construction work in a geographical area located outside of the covered area, it shall apply the goals established for such geographical area where the work is actually performed. With regard to this second area, the contractor is also subject to the goals for both its federally involved and non-federally involved construction.

The contractor's compliance with the Executive Order and the regulations in 41 CFR 60-4 shall be based on its implementation of the Equal Opportunity Clause, specific affirmative action obligations required by the specifications set forth in 41 CFR 60-4.3(a), and its efforts to meet the goals established for the geographical area where the contract resulting from this solicitation is to be performed. The hours of minority and female employment and training must be substantially uniform throughout the length of the contract, and in each trade, and the contractor shall make good faith effort to employ minorities and women evenly on each of its projects. The transfer of minority or female employees or trainees from contractor to contractor, or from project to project, for the purpose of meeting the contractor's goals shall be a violation of the contract, the Executive Order and the regulations in 41 CFR 60-4. Compliance with the goals will be measured against the total work hours performed.

3. The contractor shall provide written notification to the Regional Administrator of the Office of Federal Contract Compliance Programs (555 Griffin Square Building, Dallas, TX 75202) within 10 working days of award of any construction subcontract in excess of \$10,000 at any tier for construction work under the contract. The notification shall list the name, address and telephone number of the subcontractor; employer identification number; estimated dollar amount of the subcontract; estimated starting and completion dates of the subcontract; and geographical area in which the contract is to be performed.

4. As used in this Notice and in the contract, the "covered area" is that area shown in the foregoing table in which the project is located.

The following Standard Federal Equal Employment Opportunity Construction Contract Specifications (Executive Order 11246) shall be included in, and shall be a part of, all solicitations for offers and bids on all federal and federally assisted construction contracts or subcontracts in excess of \$10,000. Execution of the contract by the successful bidder and any

subsequent subcontracts will be considered the contractor's and subcontractor's commitment to the EEO provisions contained in these Standard Federal Equal Employment Opportunity Construction Contract Specifications (Executive Order 11246).

**STANDARD FEDERAL EQUAL EMPLOYMENT OPPORTUNITY
CONSTRUCTION CONTRACT SPECIFICATIONS
(EXECUTIVE ORDER 11246)**

1. As used in these specifications:
 - a. "Covered area" means the geographical area described in the solicitation from which this contract resulted;
 - b. "Director" means Director, Office of Federal Contract Compliance Programs, United States Department of Labor, or any person to whom the Director delegates authority;
 - c. "Employer identification number" means the Federal Social Security number used on the Employer's Quarterly Federal Tax Return, U. S. Treasury Department Form 941.
 - d. "Minority" includes:
 - (i) Black (all persons having origins in any of the Black African racial groups not of Hispanic origin);
 - (ii) Hispanic (all persons of Mexican, Puerto Rican, Cuban, Central or South American or other Spanish Culture or origin, regardless of race);
 - (iii) Asian and Pacific Islander (all persons having origins in any of the original peoples of the Far East, Southeast Asia, the Indian Subcontinent, or the Pacific Islands); and
 - (iv) American Indian or Alaskan Native (all persons having origins in any of the original peoples of North America and maintaining identifiable tribal affiliations through membership and participation or community identification).
2. If the contractor, or any subcontractor at any tier, subcontracts a portion of the work involving any construction trade, he shall include in each subcontract in excess of \$10,000 the provisions of these specifications and the Notice which contains the applicable goals for minority and female participation.
3. If the contractor is participating (pursuant to 41 CFR 60-4.5) in a Hometown Plan approved by the U.S. Department of Labor in the covered area either individually or through an association, its affirmative action obligations on all work in the Plan area (including goals and timetables) shall be in accordance with that Plan for those trades which have unions participating in the Plan. Contractors must be able to demonstrate their participation in and compliance with the provisions of any such Hometown Plan. Each contractor or subcontractor participating in an approved Plan is required to comply with his obligations under the EEO clause, and to make good faith effort to achieve each goal under the Plan in each trade in which it has employees. The overall good faith performance by other contractor or subcontractors toward a goal in an

approved Plan does not excuse any covered contractor's or subcontractor's failure to take good faith efforts to achieve the Plan goals.

4. The contractor shall implement the specific affirmative action standards provided in paragraphs 7a through 7p of these specifications. The goals set forth in the solicitation from which this contract resulted are expressed as percentages of the total hours of employment and training of minority and female utilization the contractor should reasonably be able to achieve in each construction trade in which it has employees in the covered area. Covered construction contractors performing construction work in geographical areas where they do not have a federal or federally assisted construction contract shall apply the minority and female goals established for the geographical area where the work is being performed. Goals are published periodically in the Federal Register in notice form, and such notices may be obtained from any OFCCP office or from federal procurement contracting officers. The contractor is expected to make substantially uniform progress in meeting its goals in each craft during the period specified.

5. Neither the provisions of any collective bargaining agreement, nor the failure by a union with whom the contractor has a collective bargaining agreement, to refer either minorities or women, shall excuse the contractor's obligations under these specifications, Executive Order 11246, or the regulations promulgated pursuant thereto.

6. In order for the nonworking training hours of apprentices and trainees to be counted in meeting the goals, such apprentices and trainees must be employed by the contractor during the training period, and the contractor must have made a commitment to employ the apprentices and trainees at the completion of their training, subject to the availability of employment opportunities. Trainees must be trained pursuant to training programs approved by the U. S. Department of Labor.

7. The contractor shall take specific affirmative actions to ensure equal employment opportunity. The evaluation of the contractor's compliance with these specifications will be based on his effort to achieve maximum results from its actions. The contractor shall document these efforts fully, and shall implement affirmative action steps at least as extensive as the following:

- a. Ensure and maintain a working environment free of harassment, intimidation and coercion at all sites, and in all facilities at which the contractor's employees are assigned to work. The contractor, where possible, will assign 2 or more women to each construction project. The contractor shall ensure that all foremen, superintendents and other on-site supervisory personnel are aware of and carry out the contractor's obligation to maintain such a working environment with specific attention to minority or female individuals working at such sites or in such facilities.
- b. Establish and maintain a current list of minority and female recruitment sources, provide written notification to minority and female recruitment sources and to

- community organizations when the contractor or its unions have employment opportunities available, and maintain a record of the organizations' responses.
- c. Maintain a current file of the names, addresses and telephone numbers of each minority and female off-the-street applicant and minority or female referral from a union, a recruitment source or community organization and of what action was taken with respect to each such individual. If such individual was sent to the union hiring hall for referral and was not referred back to the contractor by the union or, if referred, not employed by the contractor, this shall be documented in the file with the reason therefor, along with whatever additional actions the contractor has taken.
 - d. Provide immediate written notification to the Director when the union or unions with which the contractor has a collective bargaining agreement has not referred to the contractor a minority person or woman set by the contractor, or when the contractor has other information that the union referral process has impeded the contractor's efforts to meet its obligations.
 - e. Develop on-the-job training opportunities and/or participate in training programs for the area which include minorities and women, including upgrading programs and apprenticeship and trainee programs relevant to the contractor's employment needs, especially those programs funded or approved by the Department of Labor. The contractor shall provide notice of these programs to the sources compiled under 7b above.
 - f. Disseminate the contractor's EEO policy by providing notice of the policy to unions and training programs and requesting their cooperation in assisting the contractor in meeting his EEO obligations; by including it in any policy manual and collective bargaining agreement; by publicizing it in the company newspaper, annual report, etc.; by specific review of the policy with all management personnel and with all minority and female employees at least once a year; and by posting the company EEO policy on bulletin boards accessible to all employees at each location where construction work is performed.
 - g. Review, at least annually, the company's EEO policy and affirmative action obligations under these specifications with all employees having any responsibility for hiring, assignment, layoff, termination or other employment decisions including specific review of these items with on-site supervisory personnel such as superintendent, general foremen, etc., prior to the initiation of construction work at any job site. A written record shall be made and maintained identifying the time and place of these meetings, persons attending, subject matter discussed, and disposition of the subject matter.
 - h. Disseminate the contractor's EEO policy externally by including it in ny advertising in the news media, including minority and female news media, and providing written notification to and discussing the contractor's EEO policy with other contractors and subcontractors with whom the contractor does or anticipates doing business.
 - i. Direct its recruitment efforts, both oral and written, to minority, female and community organizations, to schools with minority and female students and to minority and female recruitment and training organizations serving the contractor's recruitment area and employment needs. Not later than 1 month prior to the date for the acceptance of

applications for apprenticeship or other training by any recruitment source, the contractor shall send written notification to organizations such as the above describing the openings, screening procedures and tests to be used in the selection process.

- j. Encourage present minority and female employees to recruit other minority persons and women, and where reasonable, provide after school, summer and vacation employment to minority and female youth both on the site and in other areas of a contractor's workforce.
- k. Validate all tests and other selection requirements where there is an obligation to do so under 41 CFR 60-3.
- l. Conduct, at least annually, an inventory and evaluation of all minority and female personnel for promotional opportunities and encourage these employees to seek or to prepare for, through appropriate training, etc., such opportunities.
- m. Ensure that seniority practices, job classifications, work assignments and other personnel practices, do not have a discriminatory effect by continually monitoring all personnel and employment related activities to ensure that the EEO policy and the contractor's obligations under these specifications are being carried out.
- n. Ensure that all facilities and company activities are non-segregated except that separate or single-user toilet and necessary changing facilities shall be provided to assure privacy between the sexes.
- o. Document and maintain a record of all solicitations of offers for subcontracts from minority and female construction contractors and suppliers, including circulation of solicitations to minority and female contractor associations and other business associations.
- p. Conduct a review, at least annually, of all supervisors' adherence to and performance under the contractor's EEO policies and affirmative action obligations.

8. Contractors are encouraged to participate in voluntary associations which assist in fulfilling their affirmative action obligations (7a through p). The efforts of a contractor association, joint contractor-union, contractor-community, or other similar group of which the contractor is a member and participant, may be asserted as fulfilling its obligations under 7a through 7p of these specifications provided that the contractor actively participates in the group, makes every effort to assure that the group has a positive impact on the employment of minorities and women in the industry, ensures that the concrete benefits of the program are reflected in the contractor's minority and female workforce participation, makes a good faith effort to meet his goals and timetables and can provide access to documentation which demonstrates the effectiveness of actions taken on behalf of the contractor. The obligation to comply, however, is the contractor's and failure of such a group to fulfill an obligation shall not be a defense for the contractor's noncompliance.

9. A goal for minorities and a separate goal for women have been established. The contractor, however, is required to provide equal employment opportunity and to take affirmative action for all minority groups, both male and female, and all women, both minority and non-minority. Consequently, the contractor may be in violation of the Executive Order if a group is employed

in a substantially disparate manner (for example, even though the contractor has achieved its goals for women generally, the contractor may be in violation of the Executive Order if a minority group of women is underutilized).

10. The contractor shall not use the goals or affirmative action standards to discriminate against any person because of race, color, religion, sex or national origin.

11. The contractor shall not enter into a subcontract with any person or firm debarred from Government contracts pursuant to Executive Order 11246.

12. The contractor shall carry out such sanctions and penalties for violation of these specifications and of the Equal Opportunity Clause, including suspension, termination and cancellation of existing subcontracts as may be imposed or ordered pursuant to Executive Order 11246, as amended, and its implementing regulations, by the Office of Federal Contract Compliance Programs. Any contractor who fails to carry out such sanctions and penalties shall be in violation of these specifications and Executive Order 11246, as amended.

13. The contractor, in fulfilling his obligations under these specifications, shall implement specific affirmative actions steps, at least as extensive as the standards prescribed in paragraph 7 of these specifications, so as to achieve maximum results from its efforts to ensure equal employment opportunity. If the contractor fails to comply with the requirements of the Executive Order, the implementing regulations or these specifications, the Director shall proceed in accordance with 41 CFR 60-4.8.

14. The contractor shall designate a responsible official to monitor all employment related activity to ensure that the company EEO policy is being carried out, to submit reports relating to the provisions hereof as may be required by the Government and to keep records. Records shall at least include for each employee the name, address, telephone numbers, construction trade, union affiliation if any, employee identification number when assigned, social security number, race, sex, status (e.g., mechanic, apprentice, trainee helper, or laborer), dates of changes in status, hours worked per week in the indicated trade, rate of pay and locations at which the work was performed. Records shall be maintained in an easily understandable and retrievable form; however, to the degree that existing records satisfy this requirement, contractors will not be required to maintain separate records.

15. Nothing herein shall be construed as a limitation on the application of other laws which establish different standards of compliance or on the application of requirements for hiring of local or other area residents (e.g., those under the Public Works Employment Act of 1977 and the Community Development Block Grant Program).

16. In addition to the reporting requirements set forth elsewhere in this contract, the contractor and subcontractors holding subcontracts (not including material suppliers) in excess of \$10,000

01/83 OFCCP 41 CFR 60-4
(Required FHWA Provisions)
Page 8 of 8

shall submit for every month of July during which work is performed, employment data as contained under Form FHWA-1391 in accordance with instructions included thereon.

**LOUISIANA
DEPARTMENT OF TRANSPORTATION AND DEVELOPMENT
SUPPLEMENTAL SPECIFICATIONS**

NEW ORLEANS PLAN

Each bidder, contractor or subcontractor (hereinafter called the contractor) must fully comply with these bid conditions as to each construction trade intended to be used on this construction contract and all other construction work (both federal and nonfederal) in New Orleans Plan Area during the performance of this contract or subcontract. The contractor commits to the minority and female employment utilization goals set forth herein and all other requirements, terms and conditions expressed herein by submitting a properly signed bid.

The contractor shall appoint a company executive to assume the responsibility for implementation of the requirements, terms and conditions of these bid conditions.

These specifications implementing the New Orleans Plan for employment of minorities and females have been imposed by the U. S. Department of Labor by order on September 8, 1971, as amended, for all nonexempt federal and federally assisted construction contracts to be awarded in the area of jurisdiction of the Southeast Louisiana Building and Construction Trades Council in the City of New Orleans and Southeast Louisiana. This area consists of the parishes of Orleans, Jefferson, St. Bernard, St. Tammany, St. Charles, St. John the Baptist, Plaquemines, Washington, Terrebonne, Tangipahoa (that area east of the Illinois Central Railroad), Livingston (that area southeast of the line from a point off the Livingston and Tangipahoa Parish line adjacent from New Orleans and Baton Rouge), St. James (that area southeast of a line drawn from the Town of Gramercy to the point of intersection of St. James, Lafourche and Assumption Parishes), and Lafourche.

The provisions of these bid conditions apply to contractors which are party to collective bargaining agreements with labor organizations which together have agreed to the New Orleans Area Construction Program (hereinafter called the New Orleans Plan) for equal opportunity and have jointly made a commitment to goals of minority and female utilization. The New Orleans Plan is a voluntary agreement between (1) Southeast Louisiana Building and Construction Trades Council; (2) contractors and subcontractors who are signatory to the New Orleans Plan; (3) the Urban League of Greater New Orleans and representatives of the minority community; and (4) the City of New Orleans. The New Orleans Plan, together with all implementing agreements that have been and may hereafter be developed pursuant thereto, are incorporated herein by reference.

The requirements set forth herein shall constitute the specific affirmative action requirements for activities under this contract and supplement the equal employment opportunity requirements set forth in the Required Contract Provisions.

01/83

New Orleans Plan

Page 2 of 2

The contractor and all subcontractors holding contracts in excess of \$10,000 shall comply with the following minimum requirement activities of equal employment opportunity. The contractor shall include these requirements in every subcontract in excess of \$10,000 with such modification of language as necessary to make them binding on the subcontractor.

Each contractor and subcontractor shall submit a monthly employment utilization report, Standard Form 257, covering the contractor's entire work force employed on all contracts (both federal and nonfederal) held in the New Orleans Area. In addition, a list of the federal and nonfederal contracts which are covered by the report shall be furnished. The report shall be submitted to the engineer no later than the 10th day following the end of the month being reported. The report shall end on the next to the last Saturday in the month being reported and shall reflect all hours worked between this date and the close out date in the preceding month. Copies of all payrolls and personnel data shall be retained for 3 years after final acceptance of the project. These records and documents, or copies thereof, shall be made available at reasonable times and places for inspection by an authorized representative of the State or Federal Government and shall be submitted upon request with any other compliance information which such representative may require.

In addition to the reporting requirements set forth above, the contractor and the subcontractors holding subcontracts, not including material suppliers, in excess of \$10,000 shall submit for every month of July during which work is performed, employment data as contained under Form FHWA-1391, and in accordance with the instructions included thereon.

A contractor may be in compliance with these bid conditions by its participation in the New Orleans Plan and applicable provisions contained in the "Notice of Requirement for Affirmative Action to Ensure Equal Employment Opportunity (Executive Order 11246)" and Standard Federal Equal Employment Opportunity Construction Contract Specifications (Executive Order 11246).

LOUISIANA
DEPARTMENT OF TRANSPORTATION AND DEVELOPMENT

REQUIRED CONTRACT PROVISIONS
FEDERAL-AID CONSTRUCTION CONTRACTS

	Page
I. General	1
II. Nondiscrimination	1
III. Nonsegregated Facilities.....	3
IV. Payment of Predetermined Minimum Wage.....	3
V. Statements and Payrolls.....	6
VI. Record of Materials, Supplies, and Labor.....	7
VII. Subletting or Assigning the Contract.....	7
VIII. Safety: Accident Prevention	7
IX. False Statements Concerning Highway Projects.....	7
X. Implementation of Clean Air Act and Federal Water Pollution Control Act.....	8
XI. Certification Regarding Debarment, Suspension, Ineligibility, and Voluntary Exclusion.....	8
XII. Certification Regarding Use of Contract Funds for Lobbying	10

ATTACHMENTS

A. Employment Preference for Appalachian Contracts (included in Appalachian contracts only)

I. GENERAL

1. These contract provisions shall apply to all work performed on the contract by the contractor's own organization and with the assistance of workers under the contractor's immediate superintendence and to all work performed on the contract by piecework, station work, or by subcontract.

2. Except as otherwise provided for in each section, the contractor shall insert in each subcontract all of the stipulations contained in these Required Contract Provisions, and further require their inclusion in any lower tier subcontract or purchase order that may in turn be made. The Required Contract Provisions shall not be incorporated by reference in any case. The prime contractor shall be responsible for compliance by any subcontractor or lower tier subcontractor with these Required Contract Provisions.

3. A breach of any of the stipulations contained in these Required Contract Provisions shall be sufficient grounds for termination of the contract.

4. A breach of the following clauses of the Required Contract Provisions may also be grounds for debarment as provided in 29 CFR 5.12:

Section I, paragraph 2;
Section IV, paragraphs 1, 2, 3, 4, and 7;
Section V, paragraphs 1 and 2a through 2g.

5. Disputes arising out of the labor standards provisions of Section IV (except paragraph 5) and Section V of these Required Contract Provisions shall not be subject to the general disputes clause of this contract. Such disputes shall be resolved in accordance with the procedures of the U.S. Department of Labor (DOL) as set forth in 29 CFR 5, 6, and 7. Disputes within the meaning of this clause include disputes between the contractor (or any of its

subcontractors) and the contracting agency, the DOL, or the contractor's employees or their representatives.

6. **Selection of Labor:** During the performance of this contract, the contractor shall not:

a. discriminate against labor from any other State, possession, or territory of the United States (except for employment preference for Appalachian contracts, when applicable, as specified in Attachment A), or

b. employ convict labor for any purpose within the limits of the project unless it is labor performed by convicts who are on parole, supervised release, or probation.

II. NONDISCRIMINATION

(Applicable to all Federal-aid construction contracts and to all related subcontracts of \$10,000 or more.)

1. **Equal Employment Opportunity:** Equal employment opportunity (EEO) requirements not to discriminate and to take affirmative action to assure equal opportunity as set forth under laws, executive orders, rules, regulations (28 CFR 35, 29 CFR 1630 and 41 CFR 60) and orders of the Secretary of Labor as modified by the provisions prescribed herein, and imposed pursuant to 23 U.S.C. 140 shall constitute the EEO and specific affirmative action standards for the contractor's project activities under this contract. The Equal Opportunity Construction Contract Specifications set forth under 41 CFR 60-4.3 and the provisions of the American Disabilities Act of 1990 (42 U.S.C. 12101 *et seq.*) set forth under 28 CFR 35 and 29 CFR 1630 are incorporated by reference in this contract. In the execution of this contract, the contractor agrees to comply with the following minimum specific requirement activities of EEO:

a. The contractor will work with the State highway agency (SHA) and the Federal Government in carrying out EEO obligations and in their review of his/her activities under the contract.

b. The contractor will accept as his operating policy the following statement:

"It is the policy of this Company to assure that applicants are employed, and that employees are treated during employment, without regard to their race, religion, sex, color, national origin, age or disability. Such action shall include: employment, upgrading, demotion, or transfer; recruitment or recruitment advertising; layoff or termination; rates of pay or other forms of compensation; and selection for training, including apprenticeship, preapprenticeship, and/or on-the-job training."

2. **EEO Officer:** The contractor will designate and make known to the SHA contracting officers an EEO Officer who will have the responsibility for and must be capable of effectively administering and promoting an active contractor program of EEO and who must be assigned adequate authority and responsibility to do so.

3. **Dissemination of Policy:** All members of the contractor's staff who are authorized to hire, supervise, promote, and discharge employees, or who recommend such action, or who are substantially involved in such action, will be made fully cognizant of, and will implement, the contractor's EEO policy and contractual responsibilities to provide EEO in each grade and classification of employment. To ensure that the above agreement will be met, the following actions will be taken as a minimum:

a. Periodic meetings of supervisory and personnel office employees will be conducted before the start of work and then not less often than once every six months, at which time the contractor's EEO policy and its implementation will be reviewed and explained. The meetings will be conducted by the EEO Officer.

b. All new supervisory or personnel office employees will be given a thorough indoctrination by the EEO Officer, covering all major aspects of the contractor's EEO obligations within thirty days following their reporting for duty with the contractor.

c. All personnel who are engaged in direct recruitment for the project will be instructed by the EEO Officer in the contractor's procedures for locating and hiring minority group employees.

d. Notices and posters setting forth the contractor's EEO policy will be placed in areas readily accessible to employees, applicants for employment and potential employees.

e. The contractor's EEO policy and the procedures to implement such policy will be brought to the attention of employees by means of meetings, employee handbooks, or other appropriate means.

4. **Recruitment:** When advertising for employees, the contractor will include in all advertisements for employees the notation: "An Equal Opportunity Employer." All such advertisements will be placed in publications having a large circulation among minority groups in the area from which the project work force would normally be derived.

a. The contractor will, unless precluded by a valid bargaining agreement, conduct systematic and direct recruitment through public and private employee referral sources likely to yield qualified minority group applicants. To meet this requirement, the contractor will identify sources of potential minority group employees, and establish with such identified sources procedures whereby minority group applicants may be referred to the contractor for employment consideration.

b. In the event the contractor has a valid bargaining agreement providing for exclusive hiring hall referrals, he is expected to observe the provisions of that agreement to the extent that the system permits the contractor's compliance with EEO contract provisions. (The DOL has held that where implementation of such agreements have the effect of discriminating against minorities or women, or obligates the contractor to do the same, such implementation violates Executive Order 11246, as amended.)

c. The contractor will encourage his present employees to refer minority group applicants for employment. Information and procedures with regard to referring minority group applicants will be discussed with employees.

5. **Personnel Actions:** Wages, working conditions, and employee benefits shall be established and administered, and personnel actions of every type, including hiring, upgrading, promotion, transfer, demotion, layoff, and termination, shall be taken

without regard to race, color, religion, sex, national origin, age or disability. The following procedures shall be followed:

a. The contractor will conduct periodic inspections of project sites to insure that working conditions and employee facilities do not indicate discriminatory treatment of project site personnel.

b. The contractor will periodically evaluate the spread of wages paid within each classification to determine any evidence of discriminatory wage practices.

c. The contractor will periodically review selected personnel actions in depth to determine whether there is evidence of discrimination. Where evidence is found, the contractor will promptly take corrective action. If the review indicates that the discrimination may extend beyond the actions reviewed, such corrective action shall include all affected persons.

d. The contractor will promptly investigate all complaints of alleged discrimination made to the contractor in connection with his obligations under this contract, will attempt to resolve such complaints, and will take appropriate corrective action within a reasonable time. If the investigation indicates that the discrimination may affect persons other than the complainant, such corrective action shall include such other persons. Upon completion of each investigation, the contractor will inform every complainant of all of his avenues of appeal.

6. **Training and Promotion:**

a. The contractor will assist in locating, qualifying, and increasing the skills of minority group and women employees, and applicants for employment.

b. Consistent with the contractor's work force requirements and as permissible under Federal and State regulations, the contractor shall make full use of training programs, i.e., apprenticeship, and on-the-job training programs for the geographical area of contract performance. Where feasible, 25 percent of apprentices or trainees in each occupation shall be in their first year of apprenticeship or training. In the event a special provision for training is provided under this contract, this subparagraph will be superseded as indicated in the special provision.

c. The contractor will advise employees and applicants for employment of available training programs and entrance requirements for each.

d. The contractor will periodically review the training and promotion potential of minority group and women employees and will encourage eligible employees to apply for such training and promotion.

7. **Unions:** If the contractor relies in whole or in part upon unions as a source of employees, the contractor will use his/her best efforts to obtain the cooperation of such unions to increase opportunities for minority groups and women within the unions, and to effect referrals by such unions of minority and female employees. Actions by the contractor either directly or through a contractor's association acting as agent will include the procedures set forth below:

a. The contractor will use best efforts to develop, in cooperation with the unions, joint training programs aimed toward qualifying more minority group members and women for member-

ship in the unions and increasing the skills of minority group employees and women so that they may qualify for higher paying employment.

b. The contractor will use best efforts to incorporate an EEO clause into each union agreement to the end that such union will be contractually bound to refer applicants without regard to their race, color, religion, sex, national origin, age or disability.

c. The contractor is to obtain information as to the referral practices and policies of the labor union except that to the extent such information is within the exclusive possession of the labor union and such labor union refuses to furnish such information to the contractor, the contractor shall so certify to the SHA and shall set forth what efforts have been made to obtain such information.

d. In the event the union is unable to provide the contractor with a reasonable flow of minority and women referrals within the time limit set forth in the collective bargaining agreement, the contractor will, through independent recruitment efforts, fill the employment vacancies without regard to race, color, religion, sex, national origin, age or disability; making full efforts to obtain qualified and/or qualifiable minority group persons and women. (The DOL has held that it shall be no excuse that the union with which the contractor has a collective bargaining agreement providing for exclusive referral failed to refer minority employees.) In the event the union referral practice prevents the contractor from meeting the obligations pursuant to Executive Order 11246, as amended, and these special provisions, such contractor shall immediately notify the SHA.

8. Selection of Subcontractors, Procurement of Materials and Leasing of Equipment: The contractor shall not discriminate on the grounds of race, color, religion, sex, national origin, age or disability in the selection and retention of subcontractors, including procurement of materials and leases of equipment.

a. The contractor shall notify all potential subcontractors and suppliers of his/her EEO obligations under this contract.

b. Disadvantaged business enterprises (DBE), as defined in 49 CFR 23, shall have equal opportunity to compete for and perform subcontracts which the contractor enters into pursuant to this contract. The contractor will use his best efforts to solicit bids from and to utilize DBE subcontractors or subcontractors with meaningful minority group and female representation among their employees. Contractors shall obtain lists of DBE construction firms from SHA personnel.

c. The contractor will use his best efforts to ensure subcontractor compliance with their EEO obligations.

9. Records and Reports: The contractor shall keep such records as necessary to document compliance with the EEO requirements. Such records shall be retained for a period of three years following completion of the contract work and shall be available at reasonable times and places for inspection by authorized representatives of the SHA and the FHWA.

a. The records kept by the contractor shall document the following:

(1) The number of minority and non-minority group members and women employed in each work classification on the project;

(2) The progress and efforts being made in cooperation with unions, when applicable, to increase employment opportunities for minorities and women;

(3) The progress and efforts being made in locating, hiring, training, qualifying, and upgrading minority and female employees; and

(4) The progress and efforts being made in securing the services of DBE subcontractors or subcontractors with meaningful minority and female representation among their employees.

b. The contractors will submit an annual report to the SHA each July for the duration of the project, indicating the number of minority, women, and non-minority group employees currently engaged in each work classification required by the contract work. This information is to be reported on Form FHWA-1391. If on-the-job training is being required by special provision, the contractor will be required to collect and report training data.

III. NONSEGREGATED FACILITIES

(Applicable to all Federal-aid construction contracts and to all related subcontracts of \$10,000 or more.)

a. By submission of this bid, the execution of this contract or subcontract, or the consummation of this material supply agreement or purchase order, as appropriate, the bidder, Federal-aid construction contractor, subcontractor, material supplier, or vendor, as appropriate, certifies that the firm does not maintain or provide for its employees any segregated facilities at any of its establishments, and that the firm does not permit its employees to perform their services at any location, under its control, where segregated facilities are maintained. The firm agrees that a breach of this certification is a violation of the EEO provisions of this contract. The firm further certifies that no employee will be denied access to adequate facilities on the basis of sex or disability.

b. As used in this certification, the term "segregated facilities" means any waiting rooms, work areas, restrooms and washrooms, restaurants and other eating areas, timeclocks, locker rooms, and other storage or dressing areas, parking lots, drinking fountains, recreation or entertainment areas, transportation, and housing facilities provided for employees which are segregated by explicit directive, or are, in fact, segregated on the basis of race, color, religion, national origin, age or disability, because of habit, local custom, or otherwise. The only exception will be for the disabled when the demands for accessibility override (e.g. disabled parking).

c. The contractor agrees that it has obtained or will obtain identical certification from proposed subcontractors or material suppliers prior to award of subcontracts or consummation of material supply agreements of \$10,000 or more and that it will retain such certifications in its files.

IV. PAYMENT OF PREDETERMINED MINIMUM WAGE

(Applicable to all Federal-aid construction contracts exceeding \$2,000 and to all related subcontracts, except for projects located on roadways classified as local roads or rural minor collectors, which are exempt.)

1. General:

a. All mechanics and laborers employed or working upon the site of the work will be paid unconditionally and not less often than once a week and without subsequent deduction or rebate on any account [except such payroll deductions as are permitted by regulations (29 CFR 3) issued by the Secretary of Labor under the Copeland Act (40 U.S.C. 276c)] the full amounts of wages and bona fide fringe benefits (or cash equivalents thereof) due at time of payment. The payment shall be computed at wage rates not less than those contained in the wage determination of the Secretary of Labor (hereinafter "the wage determination") which is attached hereto and made a part hereof, regardless of any contractual relationship which may be alleged to exist between the contractor or its subcontractors and such laborers and mechanics. The wage determination (including any additional classifications and wage rates conformed under paragraph 2 of this Section IV and the DOL poster (WH-1321) or Form FHWA-1495) shall be posted at all times by the contractor and its subcontractors at the site of the work in a prominent and accessible place where it can be easily seen by the workers. For the purpose of this Section, contributions made or costs reasonably anticipated for bona fide fringe benefits under Section 1(b)(2) of the Davis-Bacon Act (40 U.S.C. 276a) on behalf of laborers or mechanics are considered wages paid to such laborers or mechanics, subject to the provisions of Section IV, paragraph 3b, hereof. Also, for the purpose of this Section, regular contributions made or costs incurred for more than a weekly period (but not less often than quarterly) under plans, funds, or programs, which cover the particular weekly period, are deemed to be constructively made or incurred during such weekly period. Such laborers and mechanics shall be paid the appropriate wage rate and fringe benefits on the wage determination for the classification of work actually performed, without regard to skill, except as provided in paragraphs 4 and 5 of this Section IV.

b. Laborers or mechanics performing work in more than one classification may be compensated at the rate specified for each classification for the time actually worked therein, provided, that the employer's payroll records accurately set forth the time spent in each classification in which work is performed.

c. All rulings and interpretations of the Davis-Bacon Act and related acts contained in 29 CFR 1, 3, and 5 are herein incorporated by reference in this contract.

2. Classification:

a. The SHA contracting officer shall require that any class of laborers or mechanics employed under the contract, which is not listed in the wage determination, shall be classified in conformance with the wage determination.

b. The contracting officer shall approve an additional classification, wage rate and fringe benefits only when the following criteria have been met:

(1) the work to be performed by the additional classification requested is not performed by a classification in the wage determination;

(2) the additional classification is utilized in the area by the construction industry;

(3) the proposed wage rate, including any bona fide fringe benefits, bears a reasonable relationship to the wage rates contained in the wage determination.

(4) with respect to helpers, when such a classification prevails in the area in which the work is performed.

c. If the contractor or subcontractors, as appropriate, the laborers and mechanics (if known) to be employed in the additional classification or their representatives, and the contracting officer agree on the classification and wage rate (including the amount designated for fringe benefits where appropriate), a report of the action taken shall be sent by the contracting officer to the DOL, Administrator of the Wage and Hour Division, Employment Standards Administration, Washington, D.C. 20210. The Wage and Hour Administrator, or an authorized representative, will approve, modify, or disapprove every additional classification action within 30 days of receipt and so advise the contracting officer or will notify the contracting officer within the 30-day period that additional time is necessary.

d. In the event the contractor or subcontractors, as appropriate, the laborers or mechanics to be employed in the additional classification or their representatives, and the contracting officer do not agree on the proposed classification and wage rate (including the amount designated for fringe benefits, where appropriate), the contracting officer shall refer the questions, including the views of all interested parties and the recommendation of the contracting officer, to the Wage and Hour Administrator for determination. Said Administrator, or an authorized representative, will issue a determination within 30 days of receipt and so advise the contracting officer or will notify the contracting officer within the 30-day period that additional time is necessary.

e. The wage rate (including fringe benefits where appropriate) determined pursuant to paragraph 2c or 2d of this Section IV shall be paid to all workers performing work in the additional classification from the first day on which work is performed in the classification.

3. Payment of Fringe Benefits:

a. Whenever the minimum wage rate prescribed in the contract for a class of laborers or mechanics includes a fringe benefit which is not expressed as an hourly rate, the contractor or subcontractors, as appropriate, shall either pay the benefit as stated in the wage determination or shall pay another bona fide fringe benefit or an hourly case equivalent thereof.

b. If the contractor or subcontractor, as appropriate, does not make payments to a trustee or other third person, he/she may consider as a part of the wages of any laborer or mechanic the amount of any costs reasonably anticipated in providing bona fide fringe benefits under a plan or program, provided, that the Secretary of Labor has found, upon the written request of the contractor, that the applicable standards of the Davis-Bacon Act have been met. The Secretary of Labor may require the contractor to set aside in a separate account assets for the meeting of obligations under the plan or program.

4. Apprentices and Trainees (Programs of the U.S. DOL) and Helpers:

a. Apprentices:

(1) Apprentices will be permitted to work at less than the predetermined rate for the work they performed when they are employed pursuant to and individually registered in a bona fide apprenticeship program registered with the DOL, Employment and Training Administration, Bureau of Apprenticeship and Training, or with a State apprenticeship agency recognized by the Bureau, or if a

person is employed in his/her first 90 days of probationary employment as an apprentice in such an apprenticeship program, who is not individually registered in the program, but who has been certified by the Bureau of Apprenticeship and Training or a State apprenticeship agency (where appropriate) to be eligible for probationary employment as an apprentice.

(2) The allowable ratio of apprentices to journeyman-level employees on the job site in any craft classification shall not be greater than the ratio permitted to the contractor as to the entire work force under the registered program. Any employee listed on a payroll at an apprentice wage rate, who is not registered or otherwise employed as stated above, shall be paid not less than the applicable wage rate listed in the wage determination for the classification of work actually performed. In addition, any apprentice performing work on the job site in excess of the ratio permitted under the registered program shall be paid not less than the applicable wage rate on the wage determination for the work actually performed. Where a contractor or subcontractor is performing construction on a project in a locality other than that in which its program is registered, the ratios and wage rates (expressed in percentages of the journeyman-level hourly rate) specified in the contractor's or subcontractor's registered program shall be observed.

(3) Every apprentice must be paid at not less than the rate specified in the registered program for the apprentice's level of progress, expressed as a percentage of the journeyman-level hourly rate specified in the applicable wage determination. Apprentices shall be paid fringe benefits in accordance with the provisions of the apprenticeship program. If the apprenticeship program does not specify fringe benefits, apprentices must be paid the full amount of fringe benefits listed on the wage determination for the applicable classification. If the Administrator for the Wage and Hour Division determines that a different practice prevails for the applicable apprentice classification, fringes shall be paid in accordance with that determination.

(4) In the event the Bureau of Apprenticeship and Training, or a State apprenticeship agency recognized by the Bureau, withdraws approval of an apprenticeship program, the contractor or subcontractor will no longer be permitted to utilize apprentices at less than the applicable predetermined rate for the comparable work performed by regular employees until an acceptable program is approved.

b. Trainees:

(1) Except as provided in 29 CFR 5.16, trainees will not be permitted to work at less than the predetermined rate for the work performed unless they are employed pursuant to and individually registered in a program which has received prior approval, evidenced by formal certification by the DOL, Employment and Training Administration.

(2) The ratio of trainees to journeyman-level employees on the job site shall not be greater than permitted under the plan approved by the Employment and Training Administration. Any employee listed on the payroll at a trainee rate who is not registered and participating in a training plan approved by the Employment and Training Administration shall be paid not less than the applicable wage rate on the wage determination for the classification of work actually performed. In addition, any trainee performing work on the job site in excess of the ratio permitted under the registered program shall be paid not less than the applicable wage rate on the wage determination for the work actually performed.

(3) Every trainee must be paid at not less than the rate specified in the approved program for his/her level of progress, expressed as a percentage of the journeyman-level hourly rate specified in the applicable wage determination. Trainees shall be paid fringe benefits in accordance with the provisions of the trainee program. If the trainee program does not mention fringe benefits, trainees shall be paid the full amount of fringe benefits listed on the wage determination unless the Administrator of the Wage and Hour Division determines that there is an apprenticeship program associated with the corresponding journeyman-level wage rate on the wage determination which provides for less than full fringe benefits for apprentices, in which case such trainees shall receive the same fringe benefits as apprentices.

(4) In the event the Employment and Training Administration withdraws approval of a training program, the contractor or subcontractor will no longer be permitted to utilize trainees at less than the applicable predetermined rate for the work performed until an acceptable program is approved.

c. Helpers:

Helpers will be permitted to work on a project if the helper classification is specified and defined on the applicable wage determination or is approved pursuant to the conformance procedure set forth in Section IV.2. Any worker listed on a payroll at a helper wage rate, who is not a helper under an approved definition, shall be paid not less than the applicable wage rate on the wage determination for the classification of work actually performed.

5. Apprentices and Trainees (Programs of the U.S. DOT):

Apprentices and trainees working under apprenticeship and skill training programs which have been certified by the Secretary of Transportation as promoting EEO in connection with Federal-aid highway construction programs are not subject to the requirements of paragraph 4 of this Section IV. The straight time hourly wage rates for apprentices and trainees under such programs will be established by the particular programs. The ratio of apprentices and trainees to journeymen shall not be greater than permitted by the terms of the particular program.

6. Withholding:

The SHA shall upon its own action or upon written request of an authorized representative of the DOL withhold, or cause to be withheld, from the contractor or subcontractor under this contract or any other Federal contract with the same prime contractor, or any other Federally-assisted contract subject to Davis-Bacon prevailing wage requirements which is held by the same prime contractor, as much of the accrued payments or advances as may be considered necessary to pay laborers and mechanics, including apprentices, trainees, and helpers, employed by the contractor or any subcontractor the full amount of wages required by the contract. In the event of failure to pay any laborer or mechanic, including any apprentice, trainee, or helper employed or working on the site of the work, all or part of the wages required by the contract, the SHA contracting officer may, after written notice to the contractor, take such action as may be necessary to cause the suspension of any further payment, advance, or guarantee of funds until such violations have ceased.

7. Overtime Requirements:

No contractor or subcontractor contracting for any part of the contract work which may require or involve the employment of laborers, mechanics, watchmen, or guards (including apprentices,

trainees, and helpers described in paragraphs 4 and 5 above) shall require or permit any laborer, mechanic, watchman, or guard in any workweek in which he/she is employed on such work, to work in excess of 40 hours in such workweek unless such laborer, mechanic, watchman, or guard receives compensation at a rate not less than one-and-one-half times his/her basic rate of pay for all hours worked in excess of 40 hours in such workweek.

8. Violation:

Liability for Unpaid Wages; Liquidated Damages: In the event of any violation of the clause set forth in paragraph 7 above, the contractor and any subcontractor responsible thereof shall be liable to the affected employee for his/her unpaid wages. In addition, such contractor and subcontractor shall be liable to the United States (in the case of work done under contract for the District of Columbia or a territory, to such District or to such territory) for liquidated damages. Such liquidated damages shall be computed with respect to each individual laborer, mechanic, watchman, or guard employed in violation of the clause set forth in paragraph 7, in the sum of \$10 for each calendar day on which such employee was required or permitted to work in excess of the standard work week of 40 hours without payment of the overtime wages required by the clause set forth in paragraph 7.

9. Withholding for Unpaid Wages and Liquidated Damages:

The SHA shall upon its own action or upon written request of any authorized representative of the DOL withhold, or cause to be withheld, from any monies payable on account of work performed by the contractor or subcontractor under any such contract or any other Federal contract with the same prime contractor, or any other Federally-assisted contract subject to the Contract Work Hours and Safety Standards Act, which is held by the same prime contractor, such sums as may be determined to be necessary to satisfy any liabilities of such contractor or subcontractor for unpaid wages and liquidated damages as provided in the clause set forth in paragraph 8 above.

V. STATEMENTS AND PAYROLLS

(Applicable to all Federal-aid construction contracts exceeding \$2,000 and to all related subcontracts, except for projects located on roadways classified as local roads or rural collectors, which are exempt.)

1. Compliance with Copeland Regulations (29 CFR 3):

The contractor shall comply with the Copeland Regulations of the Secretary of Labor which are herein incorporated by reference.

2. Payrolls and Payroll Records:

a. Payrolls and basic records relating thereto shall be maintained by the contractor and each subcontractor during the course of the work and preserved for a period of 3 years from the date of completion of the contract for all laborers, mechanics, apprentices, trainees, watchmen, helpers, and guards working at the site of the work.

b. The payroll records shall contain the name, social security number, and address of each such employee; his or her correct classification; hourly rates of wages paid (including rates of contributions or costs anticipated for bona fide fringe benefits or cash equivalent thereof the types described in Section 1(b)(2)(B) of the Davis Bacon Act); daily and weekly number of hours worked;

deductions made; and actual wages paid. In addition, for Appalachian contracts, the payroll records shall contain a notation indicating whether the employee does, or does not, normally reside in the labor area as defined in Attachment A, paragraph 1. Whenever the Secretary of Labor, pursuant to Section IV, paragraph 3b, has found that the wages of any laborer or mechanic include the amount of any costs reasonably anticipated in providing benefits under a plan or program described in Section 1(b)(2)(B) of the Davis Bacon Act, the contractor and each subcontractor shall maintain records which show that the commitment to provide such benefits is enforceable, that the plan or program is financially responsible, that the plan or program has been communicated in writing to the laborers or mechanics affected, and show the cost anticipated or the actual cost incurred in providing benefits. Contractors or subcontractors employing apprentices or trainees under approved programs shall maintain written evidence of the registration of apprentices and trainees, and ratios and wage rates prescribed in the applicable programs.

c. Each contractor and subcontractor shall furnish, each week in which any contract work is performed, to the SHA resident engineer a payroll of wages paid each of its employees (including apprentices, trainees, and helpers described in Section IV, paragraphs 4 and 5, and watchmen and guards engaged on work during the preceding weekly payroll period). The payroll submitted shall set out accurately and completely all of the information required to be maintained under paragraph 2b of this Section V. This information may be submitted in any form desired. Optional Form WH-347 is available for this purpose and may be purchased from the Superintendent of Documents (Federal stock number 029-005-0014-1), U.S. Government Printing Office, Washington, D.C. 20402. The prime contractor is responsible for the submission of copies of payrolls by all subcontractors.

d. Each payroll submitted shall be accompanied by a "Statement of Compliance," signed by the contractor or subcontractor or his/her agent who pays or supervises the payment of the persons employed under the contract and shall certify the following:

(1) that the payroll for the payroll period contains the information required to be maintained under paragraph 2b of this Section V and that such information is correct and complete;

(2) that such laborer or mechanic (including each apprentice, trainee, and helper) employed on the contract during the payroll period has been paid the full weekly wages earned, without rebate, either directly or indirectly, and that no deductions have been made either directly or indirectly from the full wages earned, other than permissible deductions as set forth in the Regulations, 29 CFR 3;

(3) that each laborer or mechanic has been paid not less than the applicable wage rate and fringe benefits or cash equivalent for the classification of worked performed, as specified in the applicable wage determination incorporated into the contract.

e. The weekly submission of a properly executed certification set forth on the reverse side of Optional Form WH-347 shall satisfy the requirement for submission of the "Statement of Compliance" required by paragraph 2d of this Section V.

f. The falsification of any of the above certifications may subject the contractor to civil or criminal prosecution under 18 U.S.C. 1001 and 31 U.S.C. 231.

g. The contractor or subcontractor shall make the records required under paragraph 2b of this Section V available for

inspection, copying, or transcription by authorized representatives of the SHA, the FHWA, or the DOL, and shall permit such representatives to interview employees during working hours on the job. If the contractor or subcontractor fails to submit the required records or to make them available, the SHA, the FHWA, the DOL, or all may, after written notice to the contractor, sponsor, applicant, or owner, take such actions as may be necessary to cause the suspension of any further payment, advance, or guarantee of funds. Furthermore, failure to submit the required records upon request or to make such records available may be grounds for debarment action pursuant to 29 CFR 5.12.

VI. RECORD OF MATERIALS, SUPPLIES, AND LABOR

1. On all Federal-aid contracts on the National Highway System, except those which provide solely for the installation of protective devices at railroad grade crossings, those which are constructed on a force account or direct labor basis, highway beautification contracts, and contracts for which the total final construction cost for roadway and bridge is less than \$1,000,000 (23 CFR 635) the contractor shall:

a. Become familiar with the list of specific materials and supplies contained in Form FHWA-47, "Statement of Materials and Labor Used by Contractor of Highway Construction Involving Federal Funds," prior to the commencement of work under this contract.

b. Maintain a record of the total cost of all materials and supplies purchased for and incorporated in the work, and also of the quantities of those specific materials and supplies listed on Form FHWA-47, and in the units shown on Form FHWA-47.

c. Furnish, upon the completion of the contract, to the SHA resident engineer on Form FHWA-47 together with the data required in paragraph 1b relative to materials and supplies, a final labor summary of all contract work indicating the total hours worked and the total amount earned.

2. At the prime contractor's option, either a single report covering all contract work or separate reports for the contractor and for each subcontract shall be submitted.

VII. SUBLETTING OR ASSIGNING THE CONTRACT

1. The contractor shall perform with its own organization contract work amounting to not less than 30 percent (or a greater percentage if specified elsewhere in the contract) of the total original contract price, excluding any specialty items designated by the State. Specialty items may be performed by subcontract and the amount of any such specialty items performed may be deducted from the total original contract price before computing the amount of work required to be performed by the contractor's own organization (23 CFR 635).

a. "Its own organization" shall be construed to include only workers employed and paid directly by the prime contractor and equipment owned or rented by the prime contractor, with or without operators. Such term does not include employees or equipment of a subcontractor, assignee, or agent of the prime contractor.

b. "Specialty Items" shall be construed to be limited to work that requires highly specialized knowledge, abilities, or equipment not ordinarily available in the type of contracting

organizations qualified and expected to bid on the contract as a whole and in general are to be limited to minor components of the overall contract.

2. The contract amount upon which the requirements set forth in paragraph 1 of Section VII is computed includes the cost of material and manufactured products which are to be purchased or produced by the contractor under the contract provisions.

3. The contractor shall furnish (a) a competent superintendent or supervisor who is employed by the firm, has full authority to direct performance of the work in accordance with the contract requirements, and is in charge of all construction operations (regardless of who performs the work) and (b) such other of its own organizational resources (supervision, management, and engineering services) as the SHA contracting officer determines is necessary to assure the performance of the contract.

4. No portion of the contract shall be sublet, assigned or otherwise disposed of except with the written consent of the SHA contracting officer, or authorized representative, and such consent when given shall not be construed to relieve the contractor of any responsibility for the fulfillment of the contract. Written consent will be given only after the SHA has assured that each subcontract is evidenced in writing and that it contains all pertinent provisions and requirements of the prime contract.

VIII. SAFETY: ACCIDENT PREVENTION

1. In the performance of this contract the contractor shall comply with all applicable Federal, State, and local laws governing safety, health, and sanitation (23 CFR 635). The contractor shall provide all safeguards, safety devices and protective equipment and take any other needed actions as it determines, or as the SHA contracting officer may determine, to be reasonably necessary to protect the life and health of employees on the job and the safety of the public and to protect property in connection with the performance of the work covered by the contract.

2. It is a condition of this contract, and shall be made a condition of each subcontract, which the contractor enters into pursuant to this contract, that the contractor and any subcontractor shall not permit any employee, in performance of the contract, to work in surroundings or under conditions which are unsanitary, hazardous or dangerous to his/her health or safety, as determined under construction safety and health standards (29 CFR 1926) promulgated by the Secretary of Labor, in accordance with Section 107 of the Contract Work Hours and Safety Standards Act (40 U.S.C. 333).

3. Pursuant to 29 CFR 1926.3, it is a condition of this contract that the Secretary of Labor or authorized representative thereof, shall have right of entry to any site of contract performance to inspect or investigate the matter of compliance with the construction safety and health standards and to carry out the duties of the Secretary under Section 107 of the Contract Work Hours and Safety Standards Act (40 U.S.C. 333).

IX. FALSE STATEMENTS CONCERNING HIGHWAY PROJECTS

In order to assure high quality and durable construction in conformity with approved plans and specifications and a high degree of reliability on statements and representations made by engineers, contractors, suppliers, and workers on Federal-aid highway projects, it is essential that all persons concerned with the project perform

their functions as carefully, thoroughly, and honestly as possible. Willful falsification, distortion, or misrepresentation with respect to any facts related to the project is a violation of Federal law. To prevent any misunderstanding regarding the seriousness of these and similar acts, the following notice shall be posted on each Federal-aid highway project (23 CFR 635) in one or more places where it is readily available to all persons concerned with the project:

Notice to all Personnel engaged on Federal-Aid Highway Projects

18 U.S.C. 1020 reads as follows:

"Whoever, being an officer, agent, or employee of the United States, or of any State or Territory, or whoever, whether a person, association, firm, or corporation, knowingly makes any false statement, false representation, or false report as to the character, quality, quantity, or cost of the material used or to be used, or the quantity or quality of the work performed or to be performed, or the cost thereof in connection with the submission of plans, maps, specifications, contracts, or costs of construction on any highway or related project submitted for approval to the Secretary of Transportation; or

Whoever knowingly makes any false statement, false representation, false report or false claim with respect to the character, quality, quantity, or cost of any work performed or to be performed, or materials furnished or to be furnished, in connection with the construction of any highway or related project approved by the Secretary of Transportation; or

Whoever knowingly makes any false statement or false representation as to material fact in any statement, certificate, or report submitted pursuant to provisions of the Federal-aid Roads Act approved July 1, 1916, (39 Stat. 355), as amended and supplemented;

Shall be fined not more than \$10,000 or imprisoned not more than 5 years or both."

X. IMPLEMENTATION OF CLEAN AIR ACT AND FEDERAL WATER POLLUTION CONTROL ACT

(Applicable to all Federal-aid construction contracts and to all related subcontracts of \$100,000 or more.)

By submission of this bid or the execution of this contract, or subcontract, as appropriate, the bidder, Federal-aid construction contractor, or subcontractor, as appropriate, will be deemed to have stipulated as follows:

1. That any facility that is or will be utilized in the performance of this contract, unless such contract is exempt under the Clean Air Act, as amended (42 U.S.C. 1857 *et seq.*, as amended by Pub.L. 92-604), and under the Federal Water Pollution Control Act, as amended (33 U.S.C. 1251 *et seq.*, as amended by Pub.L. 92-500), Executive Order 11738, and regulations in implementation thereof (40 CFR 15) is not listed, on the date of contract award, on the U.S. Environmental Protection Agency (EPA) List of Violating Facilities pursuant to 40 CFR 15.20.

2. That the firm agrees to comply and remain in compliance with all the requirements of Section 114 of the Clean Air Act and Section 308 of the Federal Water Pollution Control Act and all regulations and guidelines listed thereunder.

3. That the firm shall promptly notify the SHA of the receipt of any communication from the Director, Office of Federal Activities, EPA, indicating that a facility that is or will be utilized for the contract is under consideration to be listed on the EPA List of Violating Facilities.

4. That the firm agrees to include or cause to be included the requirements of paragraph 1 through 4 of this Section X in every nonexempt subcontract, and further agrees to take such action as the government may direct as a means of enforcing such requirements.

XI. CERTIFICATION REGARDING DEBARMENT, SUSPENSION, INELIGIBILITY AND VOLUNTARY EXCLUSION

1. **Instructions for Certification - Primary Covered Transactions:** (Applicable to all Federal-aid contracts - 49 CFR 29)

a. By signing and submitting this proposal, the prospective primary participant is providing the certification set out below.

b. The inability of a person to provide the certification set out below will not necessarily result in denial of participation in this covered transaction. The prospective participant shall submit an explanation of why it cannot provide the certification set out below. The certification or explanation will be considered in connection with the department or agency's determination whether to enter into this transaction. However, failure of the prospective primary participant to furnish a certification or an explanation shall disqualify such a person from participation in this transaction.

c. The certification in this clause is a material representation of fact upon which reliance was placed when the department or agency determined to enter into this transaction. If it is later determined that the prospective primary participant knowingly rendered an erroneous certification, in addition to other remedies available to the Federal Government, the department or agency may terminate this transaction for cause of default.

d. The prospective primary participant shall provide immediate written notice to the department or agency to whom this proposal is submitted if any time the prospective primary participant learns that its certification was erroneous when submitted or has become erroneous by reason of changed circumstances.

e. The terms "covered transaction," "debarred," "suspended," "ineligible," "lower tier covered transaction," "participant," "person," "primary covered transaction," "principal," "proposal," and "voluntarily excluded," as used in this clause, have the meanings set out in the Definitions and Coverage sections of rules implementing Executive Order 12549. You may contact the department or agency to which this proposal is submitted for assistance in obtaining a copy of those regulations.

f. The prospective primary participant agrees by submitting this proposal that, should the proposed covered transaction be entered into, it shall not knowingly enter into any lower tier covered transaction with a person who is debarred, suspended, declared ineligible, or voluntarily excluded from participation in this covered transaction, unless authorized by the department or agency entering into this transaction.

g. The prospective primary participant further agrees by submitting this proposal that it will include the clause titled "Certification Regarding Debarment, Suspension, Ineligibility and Voluntary Exclusion-Lower Tier Covered Transaction," provided by the department or agency entering into this covered transaction,

without modification, in all lower tier covered transactions and in all solicitations for lower tier covered transactions.

h. A participant in a covered transaction may rely upon a certification of a prospective participant in a lower tier covered transaction that is not debarred, suspended, ineligible, or voluntarily excluded from the covered transaction, unless it knows that the certification is erroneous. A participant may decide the method and frequency by which it determines the eligibility of its principals. Each participant may, but is not required to, check the nonprocurement portion of the "Lists of Parties Excluded From Federal Procurement or Nonprocurement Programs" (Nonprocurement List) which is compiled by the General Services Administration.

i. Nothing contained in the foregoing shall be construed to require establishment of a system of records in order to render in good faith the certification required by this clause. The knowledge and information of participant is not required to exceed that which is normally possessed by a prudent person in the ordinary course of business dealings.

j. Except for transactions authorized under paragraph f of these instructions, if a participant in a covered transaction knowingly enters into a lower tier covered transaction with a person who is suspended, debarred, ineligible, or voluntarily excluded from participation in this transaction, in addition to other remedies available to the Federal Government, the department or agency may terminate this transaction for cause or default.

Certification Regarding Debarment, Suspension, Ineligibility and Voluntary Exclusion--Primary Covered Transactions

1. The prospective primary participant certifies to the best of its knowledge and belief, that it and its principals:

a. Are not presently debarred, suspended, proposed for debarment, declared ineligible, or voluntarily excluded from covered transactions by any Federal department or agency;

b. Have not within a 3-year period preceding this proposal been convicted of or had a civil judgement rendered against them for commission of fraud or a criminal offense in connection with obtaining, attempting to obtain, or performing a public (Federal, State or local) transaction or contract under a public transaction; violation of Federal or State antitrust statutes or commission of embezzlement, theft, forgery, bribery, falsification or destruction of records, making false statements, or receiving stolen property;

c. Are not presently indicted for or otherwise criminally or civilly charged by a governmental entity (Federal, State or local) with commission of any of the offenses enumerated in paragraph 1b of this certification; and

d. Have not within a 3-year period preceding this application/proposal had one or more public transactions (Federal, State or local) terminated for cause or default.

2. Where the prospective primary participant is unable to certify to any of the statements in this certification, such prospective participant shall attach an explanation to this proposal.

2. Instructions for Certification - Lower Tier Covered Transactions: (Applicable to all subcontracts, purchase orders and other lower tier transactions of \$25,000 or more - 49 CFR 29)

a. By signing and submitting this proposal, the prospective lower tier is providing the certification set out below.

b. The certification in this clause is a material representation of fact upon which reliance was placed when this transaction was entered into. If it is later determined that the prospective lower tier participant knowingly rendered an erroneous certification, in addition to other remedies available to the Federal Government, the department, or agency with which this transaction originated may pursue available remedies, including suspension and/or debarment.

c. The prospective lower tier participant shall provide immediate written notice to the person to which this proposal is submitted if at any time the prospective lower tier participant learns that its certification was erroneous by reason of changed circumstances.

d. The terms "covered transaction," "debarred," "suspended," "ineligible," "primary covered transaction," "participant," "person," "principal," "proposal," and "voluntarily excluded," as used in this clause, have the meanings set out in the Definitions and Coverage sections of rules implementing Executive Order 12549. You may contact the person to which this proposal is submitted for assistance in obtaining a copy of those regulations.

e. The prospective lower tier participant agrees by submitting this proposal that, should the proposed covered transaction be entered into, it shall not knowingly enter into any lower tier covered transaction with a person who is debarred, suspended, declared ineligible, or voluntarily excluded from participation in this covered transaction, unless authorized by the department or agency with which this transaction originated.

f. The prospective lower tier participant further agrees by submitting this proposal that it will include this clause titled "Certification Regarding Debarment, Suspension, Ineligibility and Voluntary Exclusion-Lower Tier Covered Transaction," without modification, in all lower tier covered transactions and in all solicitations for lower tier covered transactions.

g. A participant in a covered transaction may rely upon a certification of a prospective participant in a lower tier covered transaction that is not debarred, suspended, ineligible, or voluntarily excluded from the covered transaction, unless it knows that the certification is erroneous. A participant may decide the method and frequency by which it determines the eligibility of its principals. Each participant may, but is not required to, check the Nonprocurement List.

h. Nothing contained in the foregoing shall be construed to require establishment of a system of records in order to render in good faith the certification required by this clause. The knowledge and information of participant is not required to exceed that which is normally possessed by a prudent person in the ordinary course of business dealings.

i. Except for transactions authorized under paragraph e of these instructions, if a participant in a covered transaction knowingly enters into a lower tier covered transaction with a person who is suspended, debarred, ineligible, or voluntarily excluded from participation in this transaction, in addition to other remedies

available to the Federal Government, the department or agency with which this transaction originated may pursue available remedies, including suspension and/or debarment.

* * * * *

**Certification Regarding Debarment, Suspension,
Ineligibility and Voluntary Exclusion--Lower Tier
Covered Transactions:**

1. The prospective lower tier participant certifies, by submission of this proposal, that neither it nor its principals is presently debarred, suspended, proposed for debarment, declared ineligible, or voluntarily excluded from participation in this transaction by any Federal department or agency.
2. Where the prospective lower tier participant is unable to certify to any of the statements in this certification, such prospective participant shall attach an explanation to this proposal.

* * * * *

**XII. CERTIFICATION REGARDING USE OF
CONTRACT FUNDS FOR LOBBYING**

(Applicable to all Federal-aid construction contracts and to all related subcontracts which exceed \$100,000 - 49 CFR 20)

1. The prospective participant certifies, by signing and submitting this bid or proposal, to the best of his or her knowledge and belief, that:

a. No Federal appropriated funds have been paid or will be paid, by or on behalf of the undersigned, to any person for influencing or attempting to influence an officer or employee of any Federal agency, a Member of Congress, an officer or employee of Congress, or an employee of a Member of Congress in connection with the awarding of any Federal contract, the making of any Federal grant, the making of any Federal loan, the entering into of any cooperative agreement, and the extension, continuation, renewal, amendment, or modification of any Federal contract, grant, loan, or cooperative agreement.

b. If any funds other than Federal appropriated funds have been paid or will be paid to any person for influencing or attempting to influence an officer or employee of any Federal agency, a Member of Congress, an officer or employee of Congress, or an employee of a Member of Congress in connection with this Federal contract, grant, loan, or cooperative agreement, the undersigned shall complete and submit Standard Form-LLL, "Disclosure Form to Report Lobbying," in accordance with its instructions.

2. This certification is a material representation of fact upon which reliance was placed when this transaction was made or entered into. Submission of this certification is a prerequisite for making or entering into this transaction imposed by 31 U.S.C. 1352. Any person who fails to file the required certification shall be subject to a civil penalty of not less than \$10,000 and not more than \$100,000 for each such failure.

3. The prospective participant also agrees by submitting his or her bid or proposal that he or she shall require that the language of this certification be included in all lower tier subcontracts, which exceed \$100,000 and that all such recipients shall certify and disclose accordingly.

LOUISIANA
DEPARTMENT OF TRANSPORTATION AND DEVELOPMENT

REQUIRED CONTRACT PROVISIONS FOR
DBE PARTICIPATION IN FEDERAL AID CONSTRUCTION CONTRACTS
(DBE GOAL PROJECT)

A. AUTHORITY AND DIRECTIVE: The Code of Federal Regulations, Title 49, Part 26 (49 CFR Part 26) as amended and the Louisiana Department of Transportation and Development's (DOTD) Disadvantaged Business Enterprise (DBE) Program are hereby made a part of and incorporated by this reference into this contract. Copies of these documents are available, upon request, from DOTD Compliance Programs Office, P. O. Box 94245, Baton Rouge, LA 70804-9245.

B. POLICY: It is the policy of the DOTD that it shall not discriminate on the basis of race, color, national origin, or sex in the award of any United States Department of Transportation (US DOT) financially assisted contracts or in the administration of its DBE program or the requirements of 49 CFR Part 26. The DOTD shall take all necessary and reasonable steps under 49 CFR Part 26 to ensure nondiscrimination in the award and administration of US DOT assisted contracts. The DBE program, as required by 49 CFR Part 26 and as approved by US DOT, is incorporated by reference in this agreement. Implementation of this program is a legal obligation and failure to carry out its terms shall be treated as a violation of this agreement. Upon notification of failure to carry out the approved DBE program, the US DOT may impose sanctions as provided for under 49 CFR Part 26 and may in appropriate cases, refer the matter for enforcement under 18 U.S.C. 1001 and/or the Program Fraud Civil Remedies Act of 1986 (31 U.S.C.3801 et seq.).

C. DBE OBLIGATION: The contractor, subrecipient or subcontractor shall not discriminate on the basis of race, color, national origin, or sex in the performance of this contract. The contractor shall carry out applicable requirements of 49 CFR Part 26 in the award and administration of US DOT assisted contracts. Failure by the contractor to carry out these requirements is a material breach of this contract, which may result in the termination of this contract or such other remedy as the DOTD deems appropriate.

The preceding policy and DBE obligation shall apply to this contract and shall be included in the requirements of any subcontract. Failure to carry out the requirements set forth therein shall constitute a breach of contract and, after notification by DOTD, may result in termination of the contract, a deduction from the contract funds due or to become due the contractor or other such remedy as DOTD deems appropriate. The contractor is encouraged to use the services offered by banks in the community which are owned and controlled by minorities or women when feasible and beneficial. The term DBE is inclusive of women business enterprises (WBE) and all obligations applicable to DBE shall apply to firms certified and listed as WBE.

D. FAILURE TO COMPLY WITH DBE REQUIREMENTS: All contractors and subcontractors are hereby advised that failure to carry out the requirements set forth above shall constitute a breach of contract and, after notification by DOTD may result in rejection of the bid; termination of the contract; a deduction from the contract funds due or to become due the contractor; or other such remedy as DOTD deems appropriate. Failure to comply with the DBE requirements shall include but not be limited to failure to meet the established goal and/or failure to submit documentation of good faith efforts; failure to exert a reasonable good faith effort (as determined by DOTD) to meet established goals; and failure to realize the DBE participation set forth on approved Form CS-6AAA and attachments. Failure to submit Form CS-6AAA and attachments and/or reasonable good faith efforts' documentation within the specified time requirements will result in the Department taking the actions specified in Heading G(6) below. The utilization of DBE is in addition to all other equal opportunity requirements of the contract. The contractor shall include the provisions in Sections B, C and D of these provisions in subcontracts so that such provisions will be binding upon each subcontractor, regular dealer, manufacturer, consultant, or service agency.

E. ELIGIBILITY OF DBE: The DOTD has included as part of the solicitation of bids a current list containing the names of firms that have been certified as eligible to participate as DBE on US DOT assisted contracts. This list is not an endorsement of the quality of performance of the firm but is simply an acknowledgment of the firm's

eligibility as a DBE. This list indicates the project numbers and letting date for which this list is effective. Only DBE listed on this list may be utilized to meet the established DBE goal for these projects.

F. COUNTING DBE PARTICIPATION TOWARD DBE GOALS: DBE participation toward attainment of the goal will be credited on the basis of total subcontract prices agreed to between the contractor and subcontractors for the contract items or portions of items being sublet as reflected on Form CS-6AAA and attachments, in accordance with the DOTD DBE Program, and the following criteria.

(1) Credit will only be given for use of DBE that are certified by the Louisiana Unified Certification Program. Certification of DBE by other agencies is not recognized.

(2) The total value of subcontracts awarded for construction and services to an eligible DBE is counted toward the DBE goal provided the DBE performs a commercially useful function. The contractor is responsible for ensuring that the goal is met using DBE that perform a commercially useful function.

The contractor shall operate in a manner consistent with the guidelines set forth in the DOTD DBE Program. A commercially useful function is performed when a DBE is responsible for the execution of a distinct element of work by actually managing, supervising, and performing the work in accordance with standard industry practices except when such practices are inconsistent with 49 CFR Part 26 as amended, and the DOTD DBE Program, and when the DBE receives due compensation as agreed upon for the work performed. To determine whether a DBE is performing a commercially useful function, the DOTD shall evaluate the work subcontracted in accordance with the DOTD DBE Program, industry practices and other relevant factors. When an arrangement between the contractor and the DBE represents standard industry practice, if such arrangement erodes the ownership, control or independence of the DBE, or fails to meet the commercially useful function requirement, the contractor will not receive credit toward the goal.

(3) A DBE prime contractor may count only the contract amount toward DBE participation for work he/she actually performs and for which he/she is paid. Any subcontract amounts awarded to certified DBE by a DBE prime will also be credited toward DBE participation provided the DBE subcontractor performs a commercially useful function.

(4) A contractor may count toward the DBE goal 100 percent of verified delivery fees paid to a DBE trucker. The DBE trucker must manage and supervise the trucking operations with its own employees and use equipment owned by the DBE trucker. No credit will be counted for the purchase or sale of material hauled unless the DBE trucker is also a DOTD certified DBE supplier. No credit will be counted unless the DBE trucker is an approved subcontractor.

(5) A contractor may count toward the DBE goal that portion of the dollar value with a joint venture equal to the percentage of the ownership and control of the DBE partner in the joint venture. Such crediting is subject to a favorable DOTD review of the joint venture agreement to be furnished by the apparent low bidder before award of the contract. The joint venture agreement shall include a detailed breakdown of the following:

- a. Contract responsibility of the DBE for specific items of work.
- b. Capital participation by the DBE.
- c. Specific equipment to be provided to the joint venture by the DBE.
- d. Specific responsibilities of the DBE in the control of the joint venture.
- e. Specific manpower and skills to be provided to the joint venture by the DBE.
- f. Percentage distribution to the DBE of the projected profit or loss incurred by the joint venture.

(6) A contractor may count toward the DBE goal only expenditures for materials and supplies obtained from DBE suppliers and manufacturers in accordance with the following:

- a. The DBE supplier assumes actual and contractual responsibility for the provision of materials and supplies.
 - b. The contractor may count 100 percent of expenditures made to a DBE manufacturer provided the DBE manufacturer operates or maintains a factory or establishment that produces on the premises the materials or supplies obtained by the contractor.
 - c. The contractor may count 60 percent of the expenditures to DBE suppliers who are regular dealers but not manufacturers, provided the DBE supplier performs a commercially useful function in the supply process including buying the materials or supplies, maintaining an inventory, and selling materials regularly to the public. Dealers in bulk items such as steel, cement, aggregates and petroleum products are not required to maintain items in stock, but they must own or operate distribution equipment. The DBE supplier shall be certified as such by DOTD.
 - d. A DBE may not assign or lease portions of its supply, manufactured product, or service agreement without the written approval of the DOTD.
- (7) A contractor may count toward the DBE goal reasonable expenditures to DBE firms including fees and commissions charged for providing a bona fide service; fees charged for hauling materials unless the delivery service is provided by the manufacturer or regular dealer as defined above; and fees and commissions for providing any bonds or insurance specifically required for the performance of the contract.
- (8) The contractor will not receive credit if the contractor makes direct payment to the material supplier. However, it may be permissible for a material supplier to invoice the contractor and DBE jointly and be paid by the contractor making remittance to the DBE firm and material supplier jointly. Prior approval by DOTD is required.
- (9) The contractor will not receive credit toward the DBE goal for any subcontracting arrangement contrived to artificially inflate the DBE participation.

G. AWARD DOCUMENTATION AND PROCEDURE: This project has specific DBE goal requirements set forth in the Special Provision for DBE Participation in Federal Aid Construction Contracts. The bidder by signing this bid certifies that:

- (1) The goal for DBE participation prescribed in the special provisions shall be met or exceeded and arrangements have been made with certified DBE or good faith efforts made to meet the goal will be demonstrated.
- (2) Affirmative actions have been taken to seek out and consider DBE as potential subcontractors. Bidders shall contact DBE to solicit their interest, capability, and prices in sufficient time to allow them to respond effectively, and shall retain, on file, proper documentation to substantiate their good faith efforts.
- (3) Form CS-6AAA and "Attachment to Form CS-6AAA" and, if necessary, documentation of good faith efforts shall be submitted within 10 business days following the opening of bids to the DOTD Compliance Programs Office. Submittals shall be personally delivered and date and time stamped into the DOTD Compliance Programs Office by the close of business, 10 business days after opening of bids; or mailed to the DOTD Compliance Programs Office by certified mail, return receipt requested and post marked by the 10th business day after the opening of bids. A business day is defined as a normal working day of DOTD.

Should a bidder protest or appeal any matter regarding the bidding or award of a contract in accordance with Subsection 102.13 of the 2006 Standard Specifications (Subsection 102.13 of the 2000 Louisiana Standard Specifications) after the scheduled time of bid opening, the Compliance Programs Section will immediately suspend the ten day requirement for submission of the CS-6AAA and Attachments until further notice and will notify all parties involved of the suspension. Once the protest has been resolved the

Compliance Programs Section will notify the low bidder and issue a date for submission of the CS-6AAA and Attachments.

All attachments to Form CS-6AAA shall include:

- a. The names of DBE subcontractors that will actually participate in meeting the contract goal; and
- b. A complete description of the work to be performed by the DBE including the specific items or portions of items of work, quantities, and unit price(s) of each item; and
- c. The total dollar value of each item that can be credited toward the contract goal; and
- d. Any assistance to be provided to the DBE; and
- e. The original signature of each DBE and the contractor attesting that negotiations are in progress and that it is the intention of the parties to enter into a subcontract within 60 calendar days from the time the contract is finalized between the contractor and DOTD.

It shall be the bidder's responsibility to ascertain the certification status of designated DBEs. An extension of time for submittal of Form CS-6AAA and Attachments will not be granted beyond the stated time. Questionable technical points will be cleared with the DOTD Compliance Programs Office within the time period allowed. If the documentation required is not provided in the time and manner specified, DOTD will take the actions specified in Heading (6) below.

(4) If the apparent low bidder is not able to meet the DBE goal, the DBE firms that can meet a portion of the goal shall be listed on the form CS-6AAA. Form CS-6AAA and attachments shall be completed and submitted in accordance with Heading (3) above 10 business days after opening of bids. Form CS-6AAA shall indicate the DBE participation which has been secured along with documentation of good faith efforts. The apparent low bidder shall document and submit justification stating why the goal could not be met and demonstrate the good faith efforts as shown in Section J.

The DOTD's evaluation of good faith efforts in the pre-award stage will focus only on efforts made prior to submittal of the bid. For consideration, good faith efforts shall include the requirements listed in these provisions as well as other data the contractor feels is relevant.

(5) Form CS-6AAA and attachments, and documentation of good faith efforts, when appropriate, will be evaluated by DOTD in the selection of the lowest responsible bidder. The information provided shall be accurate and complete. The apparent low bidder's proposed attainment of the DBE goal and/or demonstration of good faith efforts will be considered in the award of the contract.

(6) An apparent low bidder's failure, neglect, or refusal to submit Form CS-6AAA and attachments committing to meet or exceed the DBE goal and/or documentation of good faith efforts, shall constitute just cause for forfeiture of the proposal guarantee and the DOTD rejecting the bid, pursuing award to the next lowest bidder, or re-advertising the project. The original apparent low bidder will not be allowed to bid on the project should readvertisement occur.

The apparent low bidder shall forfeit the proposal guarantee unless the bidder can show that the reason for not meeting the requirements given in these DBE Provisions was beyond the bidder's control. The DOTD DBE Oversight Committee will review the bidder's reasons for not meeting these DBE Provisions and will decide if the reasons are sufficient to allow return of the proposal guarantee.

(7) The bidder has the right to appeal the DOTD's findings and rulings to the DOTD Chief Engineer. The bidder may present information to clarify the previously submitted documentation. The decision rendered by the DOTD Chief Engineer will be administratively final. There shall be no appeal to the US DOT. If the DOTD Chief Engineer does not rule in favor of the original apparent low bidder, the new apparent low bidder shall submit, in detail, its subsequent proposed DBE participation within 14 calendar days after notification.

(8) Agreements between the bidder and the DBE, whereby the DBE agrees not to provide subcontracting quotations to other bidders, are prohibited.

H. POST AWARD COMPLIANCE

(1) If the contract is awarded on less than full DBE goal participation, such award will not relieve the contractor of the responsibility to continue exerting good faith efforts. The contractor shall submit documentation of good faith efforts with requests to sublet prior to approval of subcontracting work being performed on the project.

(2) The contractor shall establish a program which will effectively promote increased participation by DBE in the performance of contracts and subcontracts. The contractor shall also designate and make known to the DOTD a liaison officer who will be responsible for the administration of the contractor's DBE program.

(3) The contractor shall enter into subcontracts or written agreements with the DBE identified on Form CS-6AAA and attachments for the kind and amount of work specified. The subcontracting requirements of the contract will apply. The contractor shall submit copies of subcontracts or agreements with DBE to DOTD upon request.

(4) The contractor shall keep each DBE informed of the construction progress schedule and allow each DBE adequate time to schedule work, stockpile materials, and otherwise prepare for the subcontract work.

(5) At any point during the project when it appears that the scheduled amount of DBE participation may not be achieved, the contractor shall provide evidence demonstrating how the goal will be met.

(6) If the contractor is unable to demonstrate to the DOTD's satisfaction that it failed to achieve the scheduled DBE participation due to reasons other than quantitative underruns or elimination of items contracted to DBE and that good faith efforts have been used to obtain the scheduled contract participation, the DOTD may withhold an amount equal to the difference between the DBE goal and the actual DBE participation achieved as damages.

(7) When the DOTD has reason to believe the contractor, subcontractor, or DBE may not be operating in compliance with the terms of these DBE provisions, to include, but not be limited to the encouragement of fronting, brokering, or not providing a commercially useful function, the DOTD will conduct an investigation of such activities with the cooperation of the parties involved. If the DOTD finds that any person or entity is not in compliance, the DOTD will notify such person or entity in writing as to the specific instances or matters found to be in noncompliance.

At the option of the DOTD, the person or entity may be allowed a specified time to correct the deficiencies noted and to achieve compliance. In the event that the person or entity cannot achieve compliance, or fails or refuses to do so, the DOTD reserves the right to initiate administrative action against the contractor which may include but not be limited to terminating the contract; withholding a percentage of the contractor's next partial payment equal to the shortfall amount until corrective action is taken; or other action the DOTD deems appropriate. The contractor has the right to appeal the DOTD's finding and rulings to the DOTD Chief Engineer.

The contractor may present additional information to clarify that previously submitted. Any new information not included in the original submittal will not be used in the final determination. The decision rendered by the DOTD Chief Engineer will be administratively final.

(8) To ensure that the obligations under subcontracts awarded to subcontractors are met, the DOTD will review the contractor's efforts to promptly pay subcontractors for work performed in accordance with the executed subcontracts. The contractor shall promptly pay subcontractors and suppliers, including DBE, their respective subcontract amount within 14 calendar days after the contractor receives payment from DOTD for the items satisfactorily performed by the subcontractors in accordance with Louisiana Revised Statute 9:2784. The contractor shall provide the DBE with a full accounting to include quantities paid and

deductions made from the DBE's partial payment at the time the check is delivered. Retainage may not be held by the contractor. Delay or postponement of payment to the subcontractor may be imposed by the contractor only when there is evidence that the subcontractor has failed to pay its labor force and suppliers for materials received and used on the project. Delay or postponement of payment must have written approval by the Project Engineer. Failure to promptly pay subcontractors or to release subcontractors' retainage shall constitute a breach of contract and after notification by the DOTD may result in (1) a deduction from the contract funds due or to become due the contractor, (2) disqualification of a contractor as non-responsive, or (3) any other such remedy under the contract as DOTD deems appropriate. All subcontracting agreements made by the contractor shall include the current payment to subcontractors provisions as incorporate in the contract. All disputes between contractors and subcontractors relating to payment of completed work or retainage shall be referred to the DBE Oversight Committee. Members of the DBE Oversight Committee are: the Deputy Chief Engineer,; the DOTD Compliance Programs Director; and a FHWA Division Representative.

(9) The contractor shall meet the requirements of Subsection 108.01 Subletting of Contract, and shall submit DOTD Forms OMF-1A, Request to Sublet and OMF-2A, Subcontractor's EEO Certification. These forms shall be approved by DOTD before any subcontract work is performed.

(10) DOTD reserves the right to withhold any partial payment from the contractor when it is determined that a DBE is not performing a commercially useful function or that achievement of the goal is in jeopardy. Payment may be withheld in the amount of the DBE goal that is in jeopardy until either the contractor submits to DOTD a revised plan for achieving the contract goal and the plan is approved, or the DBE goal amount in question has been met.

(11) The DOTD will monitor the contractor's DBE involvement during the contract, the level of effort by the contractor in meeting or exceeding the goal requirements in the contract, the contractor's attempts to do so, and the efforts in soliciting such involvement. If, at the completion of the project, the contractor has failed to meet the DBE goal and has not demonstrated good faith efforts or obtained a waiver or reduction of the goal, DOTD will withhold an amount equal to the difference between the DBE goal and the actual DBE participation achieved as damages.

I. SUBSTITUTIONS OF DBE FIRMS AFTER AWARD

(1) The contractor shall conform to the scheduled amount of DBE participation.

(2) Contract items designated to be performed by the DBE on Form CS-6AAA and attachments shall be performed by the designated DBE or DOTD approved substitute. Substitutions of named DBE shall be approved in writing by the DOTD Compliance Programs Section. Substituted DBE shall not commence work until the contractor is able to demonstrate that the listed DBE is unable to perform because of default, overextension on other jobs, or other acceptable justification. It is not intended that a contractor's ability to negotiate a more advantageous contract with another subcontractor be considered a valid basis for change. Substitution of DBE will be allowed only when the DBE is unable to perform due to default, overextension on other jobs, or other similar justification. Evidence of good faith efforts exerted by the contractor shall be submitted to DOTD for approval. Pay items of work eliminated from the project will not diminish the contractor's DBE participation.

(3) Under no circumstances will a contractor perform work originally designated to be performed by a DBE without prior written approval from the DOTD Compliance Programs Section.

(4) When a listed DBE is unwilling or unable to perform the items of work specified in the Form CS-6AAA and attachments, the contractor shall immediately notify the DOTD Compliance Programs Section.

When a contractor's request to be relieved of the obligation to use the named DBE results in a DBE Goal shortfall, the contractor shall immediately take steps to obtain another certified DBE to perform an equal amount of allowable credit work or make documented good faith efforts to do so. The new DBE's name and designated work shall be submitted to the DOTD for approval using Form OMF-1A, Request to Sublet, prior to proceeding with the work.

If the contractor is unable to replace a defaulting DBE with another DBE for the applicable item, a good faith effort shall be made to subcontract other items to DBE for the purpose of meeting the goal. The DOTD Compliance Programs Section will determine if the contractor made an acceptable good faith effort in awarding work to DBE firms. Any disputes concerning good faith efforts will be referred to the DBE Oversight Committee. The DOTD Compliance Programs Section may allow a waiver or adjustment of the goal as may be appropriate, depending on individual project circumstances.

J. GOOD FAITH EFFORTS: Good faith efforts are required by the contractor when the DBE goals established for a contract are not met, or at anytime during the contract when achievement of the DBE goal is in jeopardy. It is the contractor's responsibility to provide sufficient evidence for DOTD to ascertain the efforts made. The contractor shall demonstrate good faith efforts to maximize participation by DBE prior to award and during the life of the contract. Good faith efforts include personal contacts, follow-ups and earnest negotiations with DBE. DOTD will consider, at a minimum, the following efforts as relevant, although this listing is not exclusive or exhaustive and other factors and types of efforts may be relevant:

- (1) Efforts made to select portions of the work to be performed by DBE in order to increase the likelihood of achieving the stated goal. It is the contractor's responsibility to make a sufficient portion of the work available to subcontractors and suppliers and to select those portions of work or materials consistent with the availability of DBE subcontractors and suppliers to assure meeting the goal for DBE participation. Selection of portions of work are required to at least equal the DBE goal in the contract.
- (2) Written notification at least 14 calendar days prior to bid opening which solicits a reasonable number of DBE interested in participation in the contract as a subcontractor, regular dealer, manufacturer, or consultant for specific items of work. The contractor shall provide notice to a reasonable number of DBE that their interest in the contract is being solicited, with sufficient time to allow the DBE to participate effectively. The contractor shall seek DBE in the same geographic area from which it generally seeks subcontractors for a given project. If the contractor cannot meet the goal using DBE from the normal area, the contractor shall expand its search to a wider geographic area.
- (3) Demonstrated efforts made to negotiate in good faith with interested DBE for specific items of work include:
 - a. The names, addresses and telephone numbers of DBE contacted. The dates of initial contact and whether initial solicitations of interest were followed-up personally, by mail, or by phone to determine the DBE interest.
 - b. A description of the information provided to DBE regarding the nature of the work, the plans and specifications and estimated quantities for portions of the work to be performed.
 - c. A statement of why additional agreements with DBE were not reached.
 - d. Documentation of each DBE contacted but rejected and the reasons for rejection. All bids and quotations received from DBE subcontractors whether verbal or written, and the contractor's efforts to negotiate a reasonable price shall be submitted. Rejecting a DBE's bid because it was not the lowest quotation received will not be satisfactory reason without an acceptable explanation of how it was determined to be unreasonable. A statement that the DBE's quotation was more than the contractor's bid price for an item or items will not be acceptable.
 - e. Copies of all bids and quotations received from DBE subcontractors and an explanation of why they were not used.

- f. Scheduling meetings to discuss proposed work or to walk the job-site with DBE.
 - g. Informing DBE of any pre-bid conferences scheduled by the DOTD.
 - h. Assisting DBE in obtaining bonding, insurance, or lines of credit required by the contractor.
 - i. Evidence of DBE contacted but rejected as unqualified, accompanied by reason for rejection based on a thorough investigation of the DBEs capabilities.
 - j. Any additional information not included above which would aid the DOTD in evaluation of the contractor's good faith efforts.
- (4) The following are examples of actions that will not be accepted as justification by the contractor for failure to meet DBE contract goals:
- a. Failure to contract with a DBE solely because the DBE was unable to provide performance and/or payment bonds.
 - b. Rejection of a DBE bid or quotation based on price alone.
 - c. Failure to contract with a DBE because the DBE will not agree to perform items of work at the unit price bid.
 - d. Failure to contract with a DBE because the contractor normally would perform all or most of the work in the contract.
 - e. Rejection of a DBE as unqualified without sound reasons based on a thorough investigation of their capabilities.
 - f. Failure to make more than mail solicitations.

K. RECORD KEEPING REQUIREMENTS: The contractor shall keep such records as are necessary for the DOTD to determine compliance with the DBE contract obligations. These records shall include the names of subcontractors, including DBE; copies of subcontracts; the type of work being performed; documentation such as canceled checks and paid invoices verifying payment for work, services, and procurement; and documentation of correspondence, verbal contacts, telephone calls, and other efforts to obtain services of DBE. When requested, the contractor shall submit all subcontracts and other financial transactions executed with DBE in such form, manner and content as prescribed by DOTD. The DOTD reserves the right to investigate, monitor and/or review actions, statements, and documents submitted by any contractor, subcontractor, or DBE.

L. REPORTING REQUIREMENTS: The contractor shall submit monthly reports on DBE involvement. At the conclusion of each estimate period the contractor shall submit the Form CP-1A, CONTRACTORS MONTHLY DBE PARTICIPATION, to the project engineer to verify actual payments to DBE for the previous month's reporting period. These reports will be required until all DBE subcontracting activity is complete or the DBE Goal has been achieved. Reports are required regardless of whether or not DBE activity has occurred in the monthly reporting period.

Upon completion of all DBE participation, the contractor shall submit the Form CP-2A, DBE FINAL REPORT, to the DOTD Compliance Programs Section with a copy to the project engineer detailing all DBE subcontract payments. When the actual amount paid to DBE is less than the award amount, a complete explanation of the difference is required. If the DBE goal is not met, documentation supporting good faith efforts shall be submitted. Failure to submit the required reports will result in the withholding of partial payments to the contractor until the reports are submitted. All payments due subcontractors which affect DBE goal attainment, including retainage, shall be paid by the contractor before the DOTD releases the payment/performance/retainage bond.

The DOTD reserves the right to conduct an audit of DBE participation prior to processing the final estimate and at any time during the work.

M. APPLICABILITY OF PROVISIONS TO DBE BIDDERS: These provisions are applicable to all bidders including DBE bidders. The DBE bidder is required to perform at least 50 percent of the work of the contract with its own work force in accordance with the terms of the contract, normal industry practices, and the DOTD DBE Program. If the DBE bidder sublets any portion of the contract, the DBE bidder shall comply with provisions regarding contractor and subcontractor relationships. A DBE prime contractor may count only the contract amount toward DBE participation for work that he/she actually performs and any amounts awarded to other certified DBE subcontractors that perform a commercially useful function.

FORM CS-6AAA
BIDDERS ASSURANCE OF DBE PARTICIPATION

S.P.#	Contract Amount: \$
F.A.P.#	DBE Goal Percentage
Letting Date:	DBE Goal Dollar Value: \$

By its signature affixed hereto, the contractor assures the DOTD that one of the following situations exists (check only one box):

- ☐ The project goal will be met or exceeded.
☐ A portion of the project goal can be met, as indicated below. Good faith effort documentation is attached. DBE Goal Participation Amount _____ % \$ _____.

The contractor certifies that each firm listed is currently on the DBE list as maintained by DOTD and is certified for the items of work shown on the attachment(s). The contractor having assured that the goal for DBE participation prescribed in the special provisions will be met or exceeded, or that the portion of the DBE goal will be met or exceeded, attests that negotiations are in progress or complete and that a subcontract(s) will be executed with the firm(s) listed below within 60 calendar days after award of contract.

NAME OF DBE FIRM(S)	INTENDED SUBCONTRACT PRICE ¹

¹For supplier list only the value of the subcontract that can be credited toward the DBE goal. This amount shall be equal to the amount shown for the supplier on the Attachment to Form CS-6AAA. Details are listed on the attachment(s) to Form CS-6AAA.

The contractor assessed the capability and availability of named firm(s) and sees no impediment to prevent award of subcontract(s) as described on the attachments.

The contractor shall evaluate the subcontract work or services actually performed by the DBE to ensure that a commercially useful function is being served in accordance with the Required Contract Provisions for DBE Participation in Federal Aid Construction Contracts. The contractor understands that no credit toward the DBE goal will be allowed for DBE that do not perform a commercially useful function. The contractor has a current copy of the DOTD DBE Program Implementation Guide which details the methods of operation that are acceptable on projects containing DBE goals. Copies of this guide may be obtained by calling the DOTD Compliance Programs Section at (225) 379-1382.

NAME OF CONTRACTOR	
AUTHORIZED SIGNATURE	
TYPED OR PRINTED NAME	
TITLE	
CONTRACTOR'S DBE LIAISON OFFICER (typed or printed name)	
PHONE NUMBER	
DATE	TAX ID#

06/08

ATTACHMENT TO FORM CS-6AAA

Contractor shall submit a separate attachment for each DBE listed on Form CS-6AAA.

S.P.#	F.A.P.#
NAME OF DBE	
PHONE #	CONTACT PERSON:

Fully describe the work to be performed (furnish materials and install, labor only, supply only, manufacture, hauling, etc.), quantity, unit price, and dollar value for each item to be subcontracted to the DBE listed below.

ITEM NO.	QUANTITY/UNIT PRICE/DESCRIPTION OF WORK TO BE PERFORMED	\$ VALUE

Describe the types of assistance, if any, the contractor will provide to any DBE on this project.

The contractor and DBE subcontractor attest that a subcontract will be executed for the items of work listed above. The contractor acknowledges that it will only receive credit toward the DB goal if the subcontractor performs a commercially useful function. The DBE understands that it is responsible for performing a commercially useful function.

DBE CONTRACTOR'S SIGNATURE	
TYPED OR PRINTED NAME	
TITLE	
DATE	TAX ID#
PRIME CONTRACTOR'S SIGNATURE	
TYPED OR PRINTED NAME	
TITLE	
DATE	

06/08

FORM CP-1A
LOUISIANA DEPARTMENT OF TRANSPORTATION AND DEVELOPMENT
CONTRACTOR'S MONTHLY DBE PARTICIPATION

STATE PROJECT NO.	CONTRACTOR:	
FEDERAL AID PROJECT NO.		
ESTIMATE NO.	REPORT PERIOD: _____ TO _____	

DOTD CERTIFIED DBE SUBCONTRACTOR OR SUPPLIER	ITEMS PERFORMED AND PAID THIS ESTIMATE PERIOD	AMOUNT PAID THIS MONTH ¹	TOTAL PAID TO DATE ¹

¹For suppliers, list total amount paid and the 60 percent value counted toward the goal.

This report covers the previous estimate period and shall be submitted to the Project Engineer with the current month's pay estimate. Estimates will be withheld until required form is submitted. Questions should be directed to the DOTD Compliance Programs Section at (225) 379-1382.

The Contractor certifies that the above amounts were paid to the listed DBEs and that documentation of these payments is available for inspection.

Project Engineer has reviewed this form. _____ (Signature of Project Engineer).

Authorized Signature	
Typed or Printed Name	
Title	
Phone No.	
Date	

06/08

FORM CP-2A

STATE PROJECT NO.	DBE GOAL AMOUNT: \$	CONTRACTOR:
FEDERAL PROJECT NO.	CONTRACT AMOUNT: \$	
PARISHES)	LETTING DATE:	

[illegible]

This is to certify that \$_____ has been paid to Disadvantaged Business Enterprise Subcontractors/Suppliers listed above.

Authorized Signature
Typed or Printed Name
Title
Date

Purish or County _____ State of _____

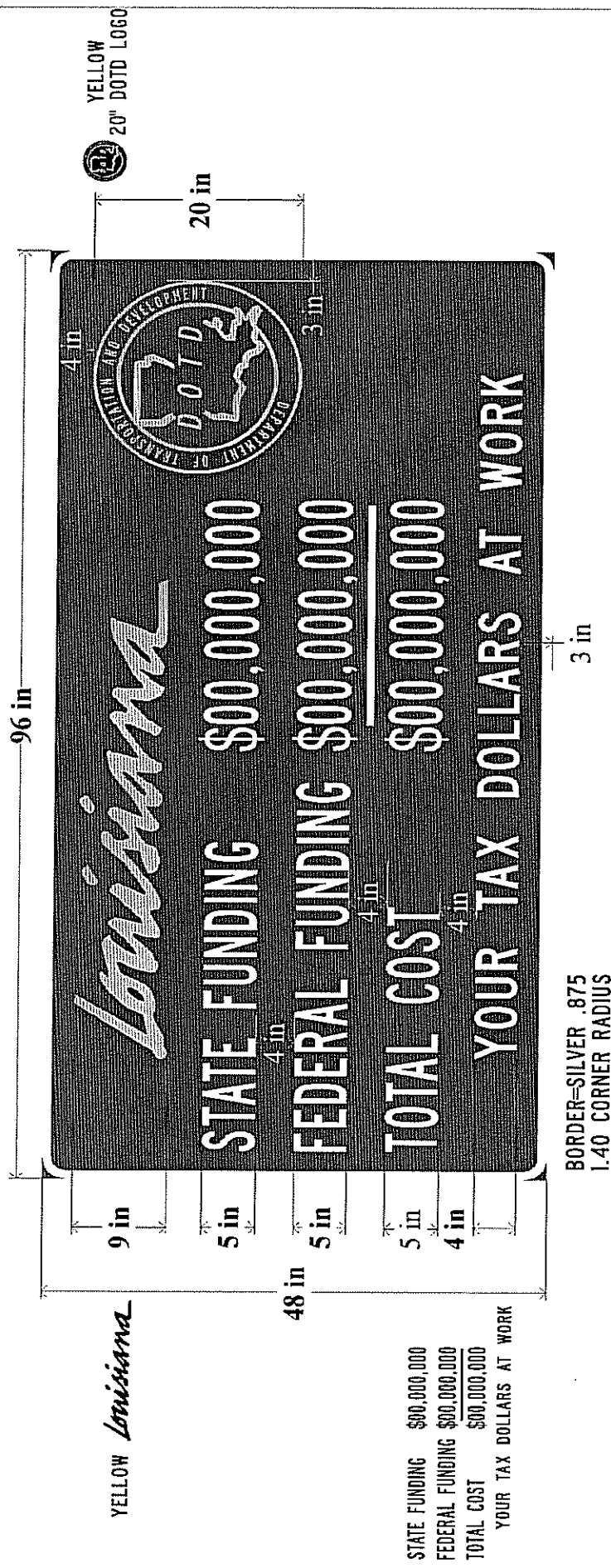
Subscribed and sworn to, before me, this _____ day of _____, A.D. 20____.

Notary Public _____

PROJECT SIGN
LA TAX DOLLARS AT WORK
(COLOR ARTWORK FURNISHED UPON REQUEST)

Silver Font – TRAFFICAD C

BLUE BACKGROUND
WITH SILVER LETTERS



General Decision Number: LA080014 03/13/2009 LA14

Superseded General Decision Number: LA20070040

State: Louisiana

Construction Type: Highway

Counties: Jefferson, Orleans, Plaquemines, St Bernard, St Charles, St James, St John the Baptist and St Tammany Counties in Louisiana.

HIGHWAY CONSTRUCTION PROJECTS (Does not include building structures in rest area projects)

Modification Number	Publication Date
0	02/08/2008
1	05/09/2008
2	06/20/2008
3	07/18/2008
4	09/05/2008
5	01/16/2009
6	02/13/2009
7	03/13/2009

CARP1098-005 02/01/2006

ST. JAMES PARISH (North of the Mississippi River)

	Rates	Fringes
PILEDRIVERMAN.....	\$ 19.92	5.65

CARP1846-002 02/01/2006

JEFFERSON, ORLEANS, PLAQUEMINES, ST. BERNARD, ST. CHARLES, ST. JAMES (South of the Mississippi River), ST. JOHN THE BAPTIST, AND ST. TAMMANY PARISHES

	Rates	Fringes
PILEDRIVERMAN.....	\$ 19.92	5.00

* ELEC0130-010 12/01/2008

JEFFERSON, ORLEANS, PLAQUEMINES, ST. BERNARD, ST. CHARLES, ST. JAMES, AND ST. JOHN THE BAPTIST PARISHES

	Rates	Fringes
ELECTRICIAN (including traffic signal wiring and installation).....	\$ 25.00	8.33

* ELEC1077-007 03/01/2009

ST. TAMMANY PARISH

	Rates	Fringes
ELECTRICIAN (including traffic signal wiring and installation).....	\$ 21.50	6.26

ENGI0406-015 07/01/2008

	Rates	Fringes
POWER EQUIPMENT OPERATOR Asphalt/Aggregate Spreader..	\$ 20.76	5.70

IRON0058-004 06/01/2008

	Rates	Fringes
IRONWORKER, STRUCTURAL.....	\$ 19.40	6.82

SULA2004-014 07/30/2004

	Rates	Fringes
CARPENTER (including formbuilding/formsetting).....	\$ 13.42	3.04
Cement Mason/Concrete Finisher...	\$ 13.24	1.68
IRONWORKER, REINFORCING.....	\$ 15.84	3.47
Laborers		
Asphalt Raker.....	\$ 10.13	0.18
General.....	\$ 9.26	1.14
Guardrail.....	\$ 8.81	1.80
Mason Tender.....	\$ 8.51	1.20
Pipelayer.....	\$ 9.99	1.20
Striping/Pavement Marker includes paint striping and attachment of reflector buttons.....	\$ 8.24	1.20
Traffic Control including flagger, sign placement, barricades, and cones.....	\$ 8.39	1.80
Painter, Brush, Spray and Roller.....	\$ 14.16	2.03
Power Equipment Operators		
Asphalt Paving Machine.....	\$ 14.38	0.18
Asphalt Screed.....	\$ 13.76	2.20
Backhoe/Excavator.....	\$ 13.93	3.00
Broom/Sweeper.....	\$ 12.78	2.92

Bulldozer.....	\$ 13.58	0.00
Crane.....	\$ 17.20	3.30
Front End Loader.....	\$ 13.31	0.00
Mechanic.....	\$ 13.53	2.92
Milling/Cold Planing		
Machine includes Rotomill		
and CMI Cutter.....	\$ 15.50	0.00
Motor Grader/Blade.....	\$ 14.42	3.02
Oiler.....	\$ 13.91	2.37
Post Driver.....	\$ 13.73	0.00
Roller.....	\$ 13.11	3.30
Trackhoe.....	\$ 11.00	0.00
Trenching/Boring Machine....	\$ 12.51	0.00
Truck drivers		
Dump (all types).....	\$ 10.64	0.18
Flatbed.....	\$ 10.87	0.00
Lowboy.....	\$ 13.24	0.00
Pickup.....	\$ 10.60	0.00
Water.....	\$ 12.00	0.00

WELDERS - Receive rate prescribed for craft performing operation to which welding is incidental.

Unlisted classifications needed for work not included within the scope of the classifications listed may be added after award only as provided in the labor standards contract clauses (29CFR 5.5 (a) (1) (ii)).

In the listing above, the "SU" designation means that rates listed under the identifier do not reflect collectively bargained wage and fringe benefit rates. Other designations indicate unions whose rates have been determined to be prevailing.

WAGE DETERMINATION APPEALS PROCESS

1.) Has there been an initial decision in the matter? This can be:

- * an existing published wage determination
- * a survey underlying a wage determination
- * a Wage and Hour Division letter setting forth a position on a wage determination matter
- * a conformance (additional classification and rate) ruling

On survey related matters, initial contact, including requests for summaries of surveys, should be with the Wage and Hour Regional Office for the area in which the survey was conducted because those Regional Offices have responsibility for the Davis-Bacon survey program. If the response from this initial

contact is not satisfactory, then the process described in 2.) and 3.) should be followed.

With regard to any other matter not yet ripe for the formal process described here, initial contact should be with the Branch of Construction Wage Determinations. Write to:

Branch of Construction Wage Determinations
Wage and Hour Division
U.S. Department of Labor
200 Constitution Avenue, N.W.
Washington, DC 20210

2.) If the answer to the question in 1.) is yes, then an interested party (those affected by the action) can request review and reconsideration from the Wage and Hour Administrator (See 29 CFR Part 1.8 and 29 CFR Part 7). Write to:

Wage and Hour Administrator
U.S. Department of Labor
200 Constitution Avenue, N.W.
Washington, DC 20210

The request should be accompanied by a full statement of the interested party's position and by any information (wage payment data, project description, area practice material, etc.) that the requestor considers relevant to the issue.

3.) If the decision of the Administrator is not favorable, an interested party may appeal directly to the Administrative Review Board (formerly the Wage Appeals Board). Write to:

Administrative Review Board
U.S. Department of Labor
200 Constitution Avenue, N.W.
Washington, DC 20210

4.) All decisions by the Administrative Review Board are final.

=====

END OF GENERAL DECISION

24-MAR-2009 07:47

STANDARD PLANS

REVISION DATE

DW-05 (2 SHTS.)	3-25-02
EC-01 (2 SHTS.)	10-1-08
PED-01	5-5-08
MB-01 (2 SHTS.)	1-14-92
PM-01 (4 SHTS.)	1-21-98
DW-04	9-16-82
MC-01	8-11-05
BM-01 (2 SHTS.)	2-18-09

STATE OF LOUISIANA

DEPARTMENT OF TRANSPORTATION

PLANS OF PROPOSED

STATE HIGHWAY

F.A.P. NO. 2607(513) & ERP(1128)

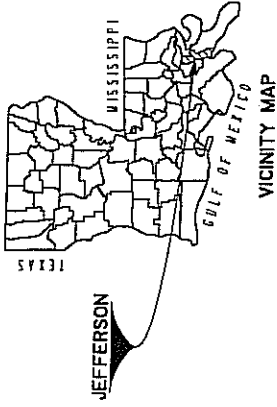
STATE PROJECT NO. 006-30-0042 & 006-30-0043

JEFFERSON HWY.

(HUEY P. LONG BRIDGE - WILLIAMS BLVD.)

JEFFERSON PARISH

LA 48



BRIDGE LOCATIONS

STRUCTURE NUMBER	C.S.L.M.	LENGTH (FEET)	WIDTH (FEET)
0063000001	0.00	1453	38
0063000002	0.00	1450	28

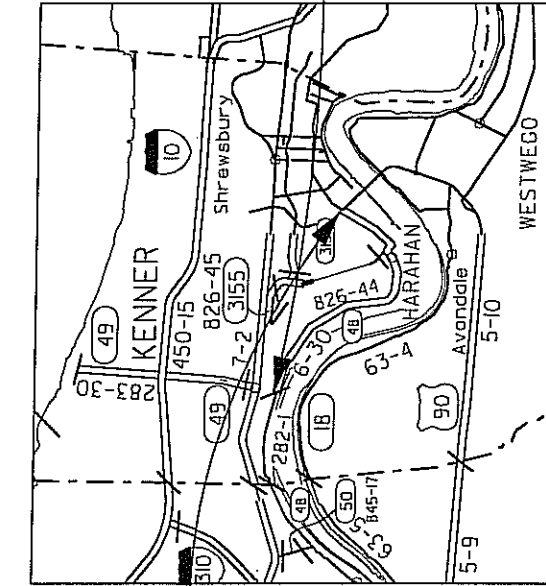
RAILROAD CROSSINGS

C.S.L.M.	LENGTH (FEET)
0.61	76


C.S. LOG MILE 0.000
STA. 127+61.13
BEG. S.P. 006-30-0042
BEG. S.P. 006-30-0043
BEG. F.A.P. 2607(513)
BEG. F.A.P. ERP(1128)

TRAFFIC DATA
2009 A.D.T. = 20,900
2019 A.D.T. = 23,100
D = 55%
K = 10%
T = 7%

TYPE OF CONSTRUCTION:
COLD PLANE AND OVERLAY OF EXISTING ASPHALTIC CONCRETE PAVEMENT AND STRIPING



C.S. LOG MILE 6.18
STA. 453+89.53
END. S.P. 006-30-0042
END. S.P. 006-30-0043
END. F.A.P. 2607(513)
END. F.A.P. ERP(1128)



RECOMMENDED FOR APPROVAL

W. Brown 3/24/09
ASSISTANT DISTRICT 02 ADMINISTRATOR-ENGINEERING

W. T. Telford 3/24/09
DISTRICT 02 ADMINISTRATOR

CHIEF ENGINEER

NOTE: THE 2006 LOUISIANA DOTD STANDARD SPECIFICATIONS FOR ROADS AND BRIDGES, AS AMENDED BY THE PROJECT SPECIFICATIONS, SHALL GOVERN ON THIS PROJECT.

4-2-09
DATE

NO.	DATE	REVISION DESCRIPTION	DATE	RECOMMENDED	DATE	APPROVED
1	5/21/09	Shts. 1, 3-3h & 4k-4n	6-3-09	<i>W. T. Telford</i>	6-3-09	<i>W. T. Telford</i>

SCHEDULE OF REVISIONS



JEFFERSON HWY.
(HUEY P. LONG BRIDGE - WILLIAMS BLVD)

TITLE SHEET



1 5/18/09 Updated Revision data
NO. DATE REVISION DESCRIPTION

DESIGNED CHECKED
DETAILED CHECKED
DATE
BY SHEET

SHEET NO. 1
PARISH JEFFERSON
FEDERAL PROJECT
STATE PROJECT 006-30-0042

INDEX TO SHEETS

SHEET NO.	DESCRIPTION
1 - 1a	TITLE SHEET
2 - 2e	TYPICAL SECTIONS AND DETAILS
3 - 3h	SUMMARY SHEETS
4 - 4n	DETAIL SHEETS
5	SPECIAL DETAILS
6 - 6e	TRAFFIC CONTROL DETAILS
7	LAB DATA

LOCATION DESCRIPTION



THE PROJECT BEGINS ON LA 48 (JEFFERSON HWY.) AT THE EAST END OF THE CLEARVIEW PKWY OVERPASS AT STA 127+61.13 (C.S.L.M. 0.000) AND PROCEEDS WEST ALONG LA 48 TO ITS JUNCTION WITH LA 49 (WILLIAMS BLVD.) AT STA 453+89.53 (C.S.L.M. 6.18).

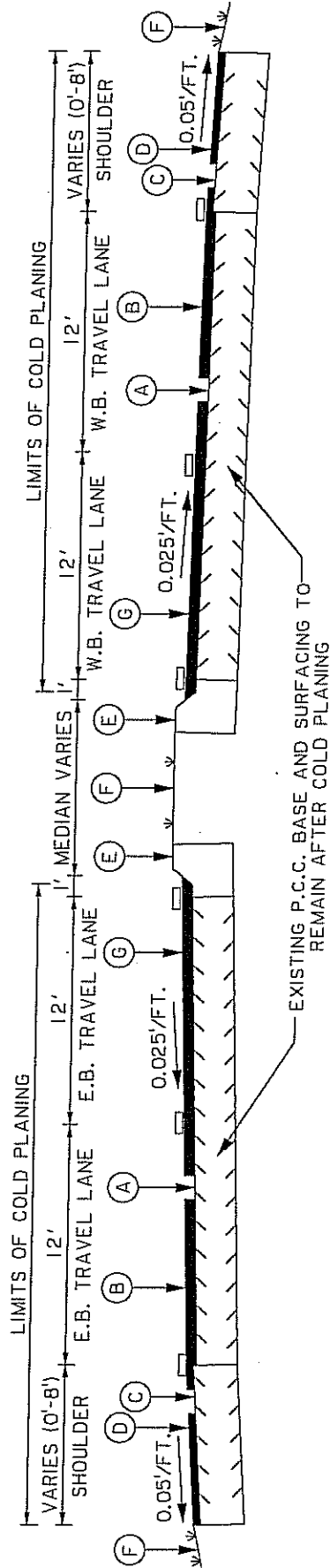
SCOPE OF PROJECT

THE SCOPE OF THIS PROJECT WILL BE TO COLD PLANE 2' AVG. OFF THE EXISTING ROADWAY SURFACE AND OVERLAY THE EXISTING ROADWAY WITH 2.0" OF SUPERPAVE ASPHALTIC CONCRETE.

LENGTH OF PROJECT

DESCRIPTION	GROSS LENGTH		EXCEPTION		BRIDGE LENGTH		ROADWAY LENGTH	
	FEET	MILES	FEET	MILES	FEET	MILES	FEET	MILES
STA. TO STA.								
127+61.13 to 142+11.13	1450		1450		1450	0.275		
142+11.13 to 453+89.53	31178.4						31178.4	5.905
TOTAL LENGTH OF BRIDGES					1450	0.275		
TOTAL LENGTH OF ROADWAY							31178.4	5.905
TOTAL MILES							6.180	

 DISTRICT 02 DESIGN	JEFFERSON HWY. (W. END OF CLEARVIEW OVERPASS - WILLIAMS BLVD.) INDEX SHEET		NO.	DATE	BY	SHEET	DESIGNED CHECKED	PARISH	SHEET NO.
			REVISION DESCRIPTION		DATE	BY	STATE PROJECT	FEDERAL PROJECT	JEFFERSON



TYPICAL FINISHED SECTION

TO APPLY S.P. NO. 006-30-0042: EXCEPTION: STA 127+61.13(E, END OF CLEARVIEW OVERPASS) - STA 142+11.13 (W, END OF CLEARVIEW OVERPASS)
 STA 142+11.13 (W, END OF CLEARVIEW OVERPASS) TO STA 190+94.13 (RR CROSSING)
 STA 190+94.13 (RR CROSSING) TO STA 428+54.13 (PROVIDENCE)

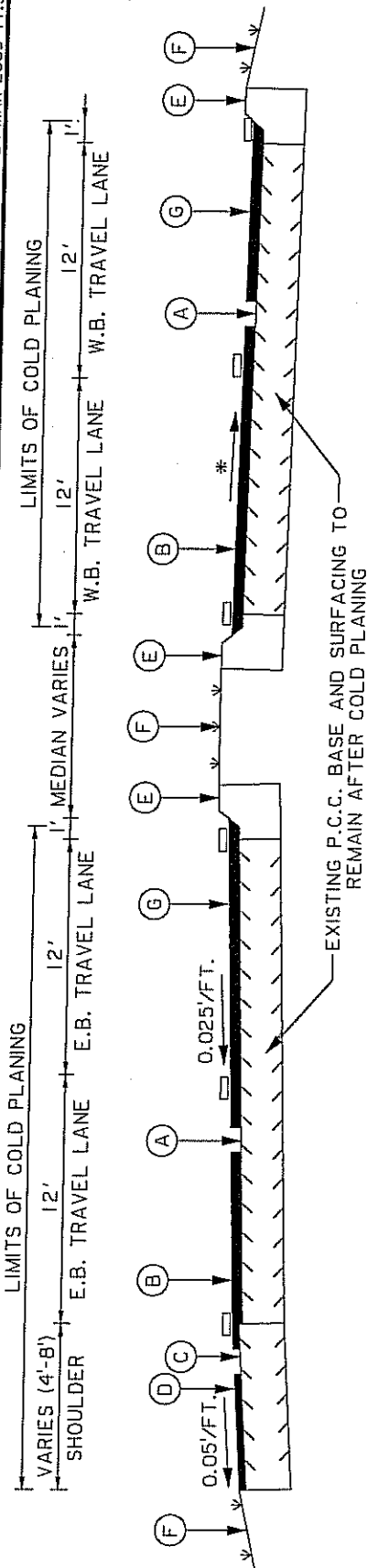
- (A) REQ'D COLD PLANING (2.0" AVG. THICKNESS). DESIRED CROSS SLOPE TO BE DEVELOPED DURING COLD PLANING OPERATION (ITEM NO. 509-01-00100).
- (B) REQ'D 2.0" SUPERPAVE ASPHALTIC CONCRETE WEARING COURSE (LEVEL 2F) (ITEM NO. 502-01-00100)
- (C) REQ'D COLD PLANING (1.5" AVG. THICKNESS). DESIRED CROSS SLOPE TO BE DEVELOPED DURING COLD PLANING OPERATION (ITEM NO. 509-01-00100).
- (D) REQ'D 1.5" SUPERPAVE ASPHALTIC CONCRETE WEARING COURSE (LEVEL 2F) (ITEM NO. 502-01-00100)
- (E) EXISTING COMBINATION CONCRETE CURB & GUTTER TO BE RECONSTRUCTED TO MATCH ADJACENT REMAINING CURB AT LOCATIONS AS DIRECTED BY PROJECT ENGINEER. (ITEM NOS. 202-02-06080 & 707-03-00100).
- (F) BORROW TO BE PLACED AS DIRECTED BY PROJECT ENGINEER. (ITEM NO. 203-07-00100) WATER, SEEDING & FERTILIZER TO BE PLACED AS DIRECTED BY PROJECT ENGINEER.
- (G) REQ'D SAWING AND SEALING OF OVERLAY LONGITUDINAL AND TRANSVERSE JOINTS IN ASPHALTIC CONCRETE OVERLAY (ITEM NOS NS-500-00220, NS-500-00240, NS-500-00260)

NOTE: THE CONTRACTOR SHALL RETAIN 75% OF THE RAP GENERATED FROM COLD PLANING. RAP MATERIAL NOT DESIGNATED TO BE RETAINED BY THE CONTRACTOR SHALL BE HAULED TO AND STOCKPILED AT THE EAST JEFFERSON LEVEE DISTRICT LOCATED AT 1135 LESAN ST. THE DEPARTMENT DOES NOT GUARANTEE, IN ANY WAY, THE QUALITY OF THE RAP MATERIAL.

NOTE: REMOVE ABANDONED RR TRACKS AT APPROX STA 159+79.93. ITEM NO. 202-02-36000
 NOTE: 20 YEAR ESAL LOADING = 3,492,929 ESALS.

□ REQ'D. STRIPING SHALL CONFORM TO STD PLAN PM-01.

DISTRICT 02 DESIGN		JEFFERSON HWY. (HUEY P. LONG BRIDGE - WILLIAMS BLVD)		NO. DATE		REVISION DESCRIPTION		DESIGNED CHECKED		PARISH FEDERAL PROJECT		SHEET NO. 2	
TYPICAL SECTION		JEFFERSON		DATE		REVISION DESCRIPTION		DESIGNED CHECKED		PARISH FEDERAL PROJECT		SHEET NO. 2	
DISTRICT 02 DESIGN		JEFFERSON HWY. (HUEY P. LONG BRIDGE - WILLIAMS BLVD)		NO. DATE		REVISION DESCRIPTION		DESIGNED CHECKED		PARISH FEDERAL PROJECT		SHEET NO. 2	
DISTRICT 02 DESIGN		JEFFERSON HWY. (HUEY P. LONG BRIDGE - WILLIAMS BLVD)		NO. DATE		REVISION DESCRIPTION		DESIGNED CHECKED		PARISH FEDERAL PROJECT		SHEET NO. 2	



TYPICAL FINISHED SECTION

TO APPLY: STA 42B+54.13 (PROVIDENCE) TO STA 44B+60.53 (COMPROMISE)

- (A) REQ'D COLD PLANING (2.0" AVG. THICKNESS). DESIRED CROSS SLOPE TO BE DEVELOPED DURING COLD PLANING OPERATION (ITEM NO. 509-01-00100).
- (B) REQ'D. 2.0" SUPERPAVE ASPHALTIC CONCRETE WEARING COURSE (LEVEL 2F) (ITEM NO. 502-01-00100)
- (C) REQ'D COLD PLANING (1.5" AVG. THICKNESS). DESIRED CROSS SLOPE TO BE DEVELOPED DURING COLD PLANING OPERATION (ITEM NO. 509-01-00100).
- (D) REQ'D. 1.5" SUPERPAVE ASPHALTIC CONCRETE WEARING COURSE (LEVEL 2F) (ITEM NO. 502-01-00100)
- (E) EXISTING COMBINATION CONCRETE CURB & GUTTER TO BE RECONSTRUCTED TO MATCH ADJACENT REMAINING CURB AT LOCATIONS AS DIRECTED BY PROJECT ENGINEER. (ITEM NOS. 202-02-06080 & 707-03-00100).
- (F) BORROW TO BE PLACED AS DIRECTED BY PROJECT ENGINEER. (ITEM NO. 203-07-00100)
- (G) WATER, SEEDING & FERTILIZER TO BE PLACED AS DIRECTED BY PROJECT ENGINEER.
- (G) REQ'D SAWING AND SEALING OF OVERLAY LONGITUDINAL AND TRANSVERSE JOINTS IN ASPHALTIC CONCRETE OVERLAY (ITEM NOS NS-500-00220, NS-500-00240, NS-500-00260)

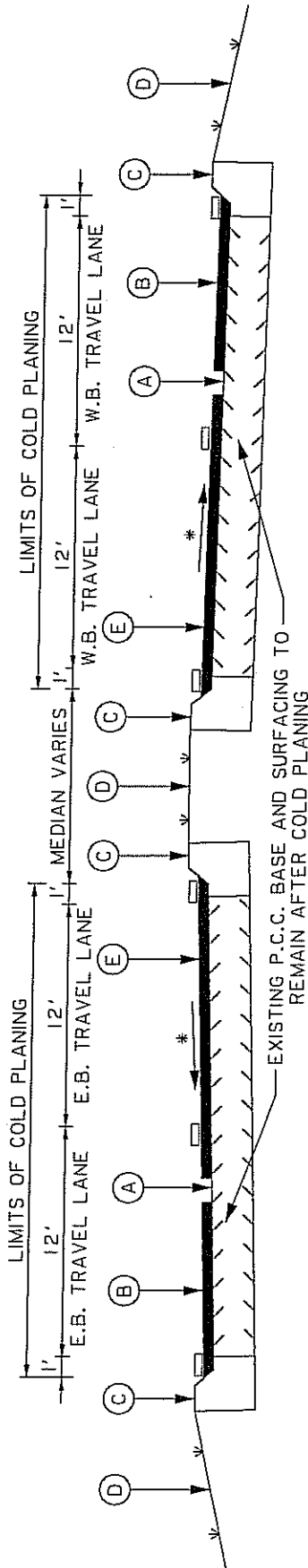
NOTE: THE CONTRACTOR SHALL RETAIN 75% OF THE RAP GENERATED FROM COLD PLANING. RAP MATERIAL NOT DESIGNATED TO BE RETAINED BY THE CONTRACTOR SHALL BE HAULED TO AND STOCKPILED AT THE EAST JEFFERSON LEVEE DISTRICT LOCATED AT 1135 LESAN ST. THE DEPARTMENT DOES NOT GUARANTEE, IN ANY WAY, THE QUALITY OF THE RAP MATERIAL.

NOTE: 20 YEAR ESAL LOADING = 3,492,929 ESALS.

□ REQ'D. STRIPING SHALL CONFORM TO STD PLAN PM-01.

* MATCH EXISTING SLOPE

JEFFERSON HWY. (HUEY P. LONG BRIDGE - WILLIAMS BLVD)		PARISH JEFFERSON		SHEET NO. 2a	
TYPICAL SECTION		DESIGNED CHECKED		FEDERAL PROJECT	
NO. DATE		DATE SHEET		STATE PROJECT	
REVISION DESCRIPTION		BY		006-30-0042	



TYPICAL FINISHED SECTION

TO APPLY: STA 190+94.13 (RR CROSSING) TO 198+86.13 (HICKORY)

STA 448+60.53 (COMPROMISE) TO STA 453+89.53 (WILLIAMS BLVD.)

- (A) REQ'D COLD PLANING (2.0" AVG. THICKNESS). DESIRED CROSS SLOPE TO BE DEVELOPED DURING COLD PLANING OPERATION (ITEM NO. 509-01-00100).
- (B) REQ'D. 2.0" SUPERPAVE ASPHALTIC CONCRETE WEARING COURSE (LEVEL 2F) (ITEM NO. 502-01-00100)
- (C) EXISTING COMBINATION CONCRETE CURB & GUTTER TO BE RECONSTRUCTED TO MATCH ADJACENT REMAINING CURB AT LOCATIONS AS DIRECTED BY PROJECT ENGINEER. (ITEM NOS. 202-02-06080 & 707-03-00100).
- (D) BORROW TO BE PLACED AS DIRECTED BY PROJECT ENGINEER. (ITEM NO. 203-07-00100) WATER, SEEDING & FERTILIZER TO BE PLACED AS DIRECTED BY PROJECT ENGINEER.
- (E) REQ'D SAWING AND SEALING OF OVERLAY LONGITUDINAL AND TRANSVERSE JOINTS IN ASPHALTIC CONCRETE OVERLAY (ITEM NOS NS-500-00220, NS-500-00240, NS-500-00260)

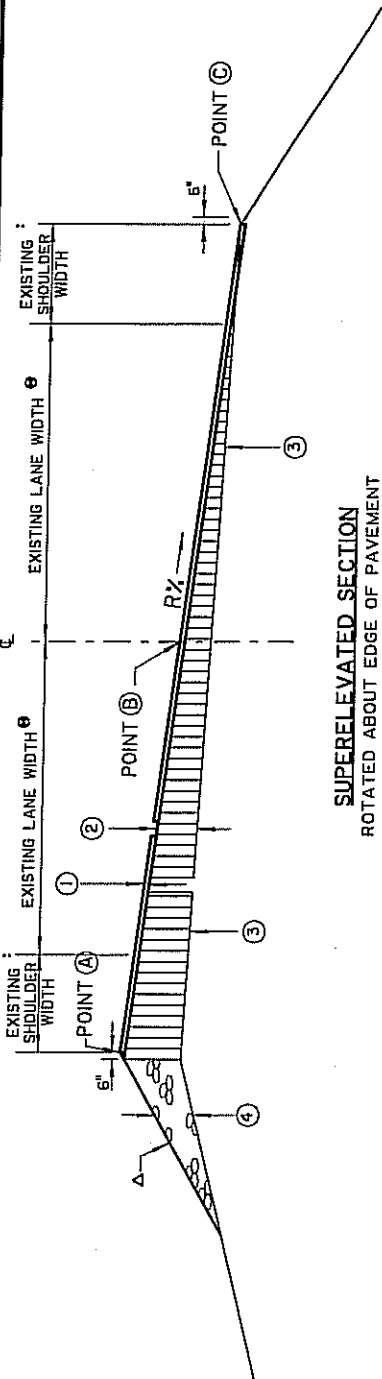
NOTE: THE CONTRACTOR SHALL RETAIN 75% OF THE RAP GENERATED FROM COLD PLANING. RAP MATERIAL NOT DESIGNATED TO BE RETAINED BY THE CONTRACTOR SHALL BE HAULED TO AND STOCKPILED AT THE EAST JEFFERSON LEVEE DISTRICT LOCATED AT 1135 LESAN ST. THE DEPARTMENT DOES NOT GUARANTEE, IN ANY WAY, THE QUALITY OF THE RAP MATERIAL.

NOTE: 20 YEAR ESAL LOADING = 3,492,929 ESALS.

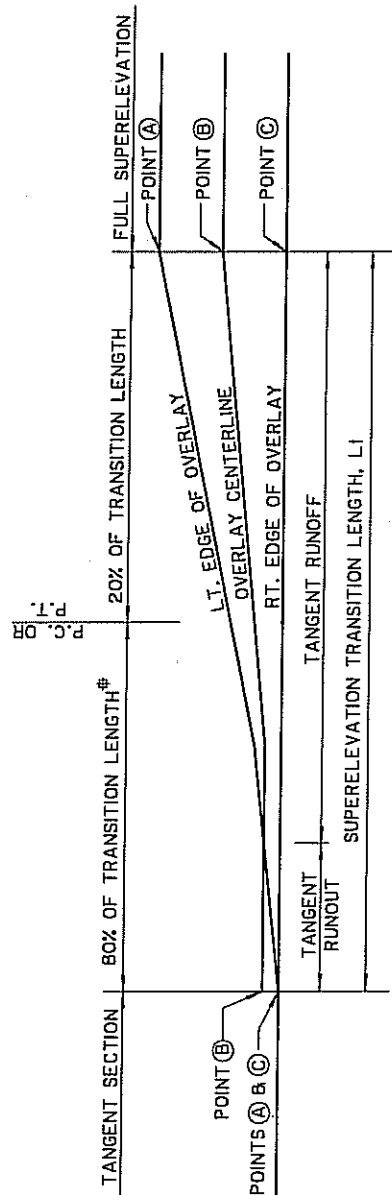
REQ'D. STRIPING SHALL CONFORM TO STD PLAN PM-01.

* MATCH EXISTING SLOPE

		JEFFERSON HWY. (HUEY P. LONG BRIDGE - WILLIAMS BLVD)		DESIGNED CHECKED		PARISH JEFFERSON		SHEET NO. 2b	
TYPICAL SECTION		NO. DATE		REVISION DESCRIPTION		DATE CHECKED		STATE PROJECT	
DISTRICT 02 DESIGN		BY		DATE		PROJECT		006-30-0042	



- 1 REQUIRED SURFACING
 - 2 REQUIRED LEVELING COURSE (TO ACHIEVE SUPERELEVATION)
 - 3 EXISTING SURFACE ELEVATION
 - 4 REQUIRED BORROW FOR SIDE SLOPES
- R RATE OF SUPERELEVATION (%)
- Δ MAXIMUM ALGEBRAIC DIFFERENCE IN CROSS SLOPE BETWEEN ROADWAY AND SHOULDER SHALL BE 7%
- WIDENED LANE WIDTH SET BY STRIPING AND IS CONSTANT FROM P.C. TO P.T. OF CURVES WITH A 200' TRANSITION INTO AND OUT OF THE CURVES
- NOTE:
- WIDENED LANE WIDTH SET BY STRIPING AND IS CONSTANT FROM P.C. TO P.T. OF CURVES WITH A 200' TRANSITION INTO AND OUT OF THE CURVES
- # LENGTH PRIOR TO P.C. OR P.T. SHALL BE A MINIMUM OF 60% OF RUNOFF LENGTH, L_r



NOTE: SECTION APPLIES TO EASTBOUND & WESTBOUND DIRECTIONS

(FOR RIGHT CURVATURE, ROTATED ABOUT EDGE OF PAVEMENT)

		SHEET NO. 2c	
DISTRICT 02 DESIGN		PARISH JEFFERSON	
JEFFERSON HWY. (W. END OF CLEARVIEW OVERPASS - WILLIAMS BLVD.)		FEDERAL PROJECT	
SUPERELEVATION SECTION		STATE PROJECT 006-30-0042	
NO. DATE		DESIGNED CHECKED	
REVISION DESCRIPTION		DETAILED CHECKED	
BY		DATE	

SUPERELEVATION VALUES FOR HIGHWAY OVERLAY

(ROTATED ABOUT INSIDE EDGE OF PAVEMENT)

R (MAX):	4%	ROADWAY CLASSIFICATION: UA-2									
		30 MPH	35 MPH	40 MPH	45 MPH	50 MPH	55 MPH	60 MPH	65 MPH		
Radius (ft)	Degree of Curvature	R (%)	Lr	R (%)	Lr	R (%)	Lr	R (%)	Lr	R (%)	Lr
23000	0° 15' 55"	N.C.		N.C.		N.C.		N.C.		N.C.	
20000	0° 17' 11"	N.C.		N.C.		N.C.		N.C.		N.C.	
17000	0° 20' 13"	N.C.		N.C.		N.C.		N.C.		N.C.	
14000	0° 24' 33"	N.C.		N.C.		N.C.		N.C.		N.C.	
12000	0° 28' 39"	N.C.		N.C.		N.C.		N.C.		N.C.	
10000	0° 34' 22"	N.C.		N.C.		N.C.		N.C.		N.C.	
8000	0° 42' 58"	N.C.		N.C.		N.C.		N.C.		N.C.	
6000	0° 57' 18"	N.C.		N.C.		N.C.		N.C.		N.C.	
5000	1° 8' 45"	N.C.		N.C.		N.C.		N.C.		N.C.	
4000	1° 25' 57"	N.C.		N.C.		N.C.		N.C.		N.C.	
3500	1° 38' 13"	N.C.		N.C.		N.C.		N.C.		N.C.	
3000	1° 54' 36"	N.C.		N.C.		N.C.		N.C.		N.C.	
2500	2° 17' 31"	2.5	205	2.5	218	2.5	233	2.5	250	2.5	267
2000	2° 51' 53"	2.5	205	2.5	218	2.5	233	2.5	250	2.5	267
1800	3° 10' 54"	2.5	205	2.5	218	2.5	233	2.5	250	2.5	267
1600	3° 34' 52"	2.5	205	2.5	218	2.5	233	2.5	250	2.5	267
1400	4° 5' 33"	2.5	205	2.5	218	2.5	233	2.5	250	2.5	267
1200	4° 46' 29"	2.5	205	2.5	218	2.5	233	2.5	250	2.5	267
1000	5° 43' 46"	2.7	221	3.1	270	3.5	326	3.8	380	4	432
900	6° 21' 58"	2.9	238	3.2	279	3.6	335	3.9	390		
800	7° 9' 43"	3	246	3.4	296	3.8	354	4	400		
700	8° 11' 6"	3.2	262	3.6	314	3.9	363				
600	9° 32' 57"	3.4	278	3.8	331	4	373				
500	11° 27' 33"	3.6	295	3.9	340						
450	12° 43' 57"	3.7	303	4	349						
400	14° 19' 26"	3.8	311								
350	16° 22' 13"	3.9	319								
300	19° 5' 55"	4	328								
250	22° 55' 6"										
MINIMUM RADIUS:		300	420	565	730	930	1190	1505	1900	2380	3140
TANGENT RUNOUT:		205	218	233	250	270	280	300	314		

NOTES:


R = RATE OF SUPERELEVATION (%)
 Lr = DESIRED LENGTH OF SUPERELEVATION RUNOFF (FT)
 MPH = MILES PER HOUR (DESIGN SPEED)
 N.C. = NORMAL CROWN

SUPERELEVATION TRANSITION LENGTH, Lt = TANGENT RUNOUT + SUPERELEVATION RUNOFF, Lr (FT)

:: ALL LENGTHS IN TABLE ARE GIVEN IN FEET




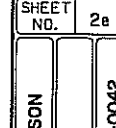
THE VALUES LISTED IN THE TABLE ABOVE ARE THE DESIRED RATES AND LENGTHS. THE DESIRED VALUES ARE IN ACCORDANCE WITH THE LATEST LADOT DESIGN STANDARDS AND SHALL BE USED WHERE FEASIBLE. IF CONSTRAINTS DO NOT ALLOW THE USE OF THESE FACTORS, THEN THE HIGHEST PRACTICAL LESSOR VALUE MAY BE USED. MINIMUM VALUES WILL BE BASED ON THE EXISTING CONDITIONS OF THE ROADWAY. IF THE EXISTING CONDITIONS ARE USED, THEY MUST BE IDENTIFIED PRIOR TO ANY CHANGES OF THE EXISTING SURFACE, APPROVED BY THE PROJECT ENGINEER AND SHALL BE PAID FOR UNDER CONSTRUCTION LAYOUT, ITEM 740-01. IF THE EXISTING SUPERELEVATION RATE IS GREATER THAN THE DESIRED RATE, THE DESIRED RATE SHALL BE USED.

AS DIRECTED BY THE PROJECT ENGINEER, THE CONTRACTOR WILL BE RESPONSIBLE FOR VERIFYING DEGREE OF CURVE AND SHALL BE PAID FOR UNDER CONSTRUCTION LAYOUT, ITEM 740-01.

		JEFFERSON HWY. (W. END OF CLEARVIEW OVERPASS - WILLIAMS BLVD.) SUPER ELEVATION TABLE		SHEET NO. 24	
DISTRICT 02 DESIGN		NO. DATE REVISION DESCRIPTION		DESIGNED CHECKED DETAILED CHECKED DATE BY	
PARISH JEFFERSON		FEDERAL PROJECT		STATE PROJECT 006-30-0042	

GENERAL CONSTRUCTION NOTES

1. THE CONTRACTOR SHALL PROVIDE FOR AND MAINTAIN THROUGH AND LOCAL TRAFFIC AT ALL TIMES AND SHALL CONDUCT OPERATIONS IN SUCH A MANNER AS TO CAUSE THE LEAST POSSIBLE INTERFERENCE WITH TRAFFIC AND BUSINESSES. NO LANE CLOSURES WILL BE ALLOWED MONDAY THRU FRIDAY 6 A.M. - 9 A.M. IN THE EASTBOUND DIRECTION AND 3 P.M. THRU 6 P.M. IN THE WESTBOUND DIRECTION. NO LANE CLOSURES ALLOWED MON-FRI 6:00 A.M.- 9:00 A.M. EASTBOUND AND 3:00 P.M. - 6:00 P.M. WESTBOUND.
2. CONTRACTOR SHALL MAINTAIN DRAINAGE AT ALL TIMES. ANY MATERIAL DEPOSITED IN ANY DRAINAGE FEATURE (DITCHES, CROSSLAINS, ETC.) DURING CONSTRUCTION SHALL BE CLEANED OUT BEFORE FINAL ACCEPTANCE. SEE SECTION 105.15 AND 701.10(b) OF THE 2006 LOUISIANA DOTD STANDARD SPECIFICATIONS FOR ROADS AND BRIDGES.
3. REMOVAL AND REPLACEMENT OF CURB AND GUTTER WILL BE AS DIRECTED BY THE PROJECT ENGINEER IN ACCORDANCE WITH THE PLANS. THE MINIMAL REMOVAL AND REPLACEMENT WILL BE 36 INCHES AT EACH LOCATION. ALL COST FOR REMOVAL AND REPLACEMENT TO BE INCLUDED IN ITEM NO. 202-02-06080 AND 707-03-00100.
4. CONTRACTOR SHALL CONDUCT COLD PLANING AND LAYDOWN OPERATIONS SO THAT NO MORE THAN A 2" DROP OFF EXISTS AT ANY LOCATION WHILE OPEN TO TRAFFIC. ANY TEMPORARY RAMPS FOR TURNOUTS AND/OR DRIVEWAYS TO BE AS DIRECTED BY PROJECT ENGINEER AND PAID FOR BY PRICE BID FOR ITEM NO. 502-01-00200.
5. THE CONTRACTOR WILL CONSTRUCT A FULL DEPTH, VERTICAL CUT, PERPENDICULAR TO THE CENTERLINE AT THE BEGINNING AND END OF THE COLD PLANING AREAS. ALSO, THE CONTRACTOR WILL PROVIDE A PAPER JOINT 3-FOOT IN LENGTH PER INCH OF CUT WITH HOT OR COLD MIX AS DIRECTED BY THE PROJECT ENGINEER. VERTICAL CUTS AND PAPER JOINTS TO BE INCLUDED IN ITEM 509-01-00100, COLD PLANING ASPHALTIC PAVEMENT.
6. THE MILLING OPERATIONS WILL BE LIMITED TO A MAXIMUM DISTANCE 3 MILES AHEAD AND/OR 14 CALENDAR DAYS IN FRONT OF THE ASPHALT BINDER OR WEARING OPERATION.
8. CONTRACTOR SHALL CONTACT AND COORDINATE WORK WITH ALL UTILITIES LOCATED IN PROJECT AREA. CONTRACTOR SHALL PROVIDE 14 DAYS NOTICE TO UTILITY COMPANIES PRIOR TO BEGINNING WORK. ANY DAMAGE DONE TO UTILITIES SHALL BE REPAIRED AT NO COST TO THE DEPARTMENT. SEE SECTION 107.20 OF THE 2006 LOUISIANA DOTD STANDARD SPECIFICATIONS FOR ROADS AND BRIDGES.
9. ALL STRIPING SHALL CONFORM TO DOTD STD. PLAN PM-01.
10. NOTES FOR LOOP DETECTORS:
 - LOOP LEAD-INS TO BE SPLICED INTO EXISTING CONDUIT, LOCATING THE EXISTING C-CONDUITS AND/OR SPLICES SHALL BE LOCATED BY THE CONTRACTOR PRIOR TO COLD PLANING OPERATION.
 - ANY DIMENSIONS SHOWN MAY NOT BE EXACT.
 - CONTRACTOR SHALL NOTIFY DOTD DISTRICT TRAFFIC OPERATIONS AFTER LOCATING EXISTING C-CONDUITS AND/OR SPLICES PRIOR TO COLD PLANING THESE AREAS.
 - FOR ADDITIONAL INFORMATION SEE SHEETS 40-4a.
11. ADJUSTING THE HEIGHT, LEVEL AND/OR FLIPPING OF MANHOLES WILL BE PAID FOR UNDER ITEM 702-04-00100, ADJUSTING MANHOLES, AS DIRECTED BY THE PROJECT ENGINEER. THE ITEM FOR ADJUSTING MANHOLES WILL INCLUDE ALL ADJUSTMENTS PER MANHOLE REQUIRED. CONTRACTOR WILL BE REQUIRED TO PLACE A COLD MIX RAMP UP TO MANHOLE IN WHEEL PATH, TO BE INCLUDED IN ITEM NO. 702-04-00100.



							
JEFFERSON HWY. (W. END OF CLEARVIEW OVERPASS - WILLIAMS BLVD.)		NO. _____ DATE _____		REVISION DESCRIPTION _____		BY _____	
GENERAL NOTES		DESIGNED _____ CHECKED _____		DETAILED _____ CHECKED _____		DATE _____ SHEET _____	
DISTRICT 02 DESIGN		PARISH _____ FEDERAL PROJECT _____		STATE PROJECT _____		SHEET NO. _____ 2a	

ASPHALTIC CONCRETE ROADWAY AND SHOULDER SURFACING

		006-30-0042 1.5"		006-30-0042 1.5"		006-30-0043 2.0"		006-30-0043 2.0"			
STA.	STA.	LOCATION	LENGTH (FEET)	COLD PLANING ASPHALTIC PAVEMENT (AVG. THICKNESS)		SUPERPAVE ASPHALTIC CONCRETE WEARING COURSE (LEVEL 2F)		COLD PLANING ASPHALTIC PAVEMENT (AVG. THICKNESS)		SUPERPAVE ASPHALTIC CONCRETE WEARING COURSE (LEVEL 2F)	
				WIDTH (FT)	SQ. YDS.	WIDTH (FT)	TONS	WIDTH (FT)	SQ. YDS.	WIDTH (FT)	TONS
EASTBOUND											
142+11.13	190+94.13	ROADWAY AND SHOULDER	4883.0	8	4340	8	358.1	25	13564	25	1492.0
190+94.13	198+86.13	ROADWAY	792.0					25	2288	25	251.7
198+86.13	329+27.73	ROADWAY AND SHOULDER	13041.6	8	11593	8	956.4	25	36227	25	3984.9
329+27.73	448+80.53	ROADWAY AND SHOULDER	11932.8	4	5303	4	437.5	25	33147	25	3648.1
448+80.53	453+89.53	ROADWAY	528.0					25	1528	25	186.1
WESTBOUND											
142+11.13	190+94.13	ROADWAY AND SHOULDER	4883.0	8	4340	8	358.1	25	13564	25	1492.0
190+94.13	198+86.13	ROADWAY	792.0					25	2288	25	251.7
198+86.13	240+04.53	ROADWAY AND SHOULDER	4118.4	8	3661	8	302.0	25	11440	25	1258.4
240+04.53	329+27.73	ROADWAY AND SHOULDER	8923.2	4	3956	4	327.2	25	24767	25	2726.5
329+27.73	428+54.13	ROADWAY AND SHOULDER	9826.4	8	8923	8	727.9	25	27573	25	3033.1
428+54.13	453+89.53	ROADWAY	2535.4					25	7324	25	805.7
ADDITIONAL FOR WILLIAMS BLVD. INTERSECTION											
ADDITIONAL FOR DRIVES AND TURNOUTS											
ADDITIONAL FOR CROSSEOVERS AND TURN LANES&TRANSITIONS											
ADDITIONAL FOR SPOT LEVELING AND SLOPE CORRECTION											
TOTAL					58813		500.0		176605		500.0
							4415.5				19928.5

@ ASPHALTIC CONCRETE FOR TURNOUTS TO BE PAID FOR UNDER PAVED DRIVES AND TURNOUTS (ITEM 502-01-00200).

* LEVEL 2 SHALL BE REQUIRED, NO SUBSTITUTIONS WILL BE ALLOWED.

		DISTRICT 02 DESIGN		JEFFERSON HWY. (W. END OF CLEARVIEW OVERPASS - WILLIAMS BLVD.)				5/21/09		QUANTITY TOTAL CORRECTED		JDB		DESIGNED CHECKED		PARISH JEFFERSON		SHEET NO. 3									
ROADWAY SURFACING SUMMARY SHEET				NO. DATE				REVISION DESCRIPTION				BY SHEET				DATE				STATE PROJECT				006-30-0042			



6/3/2009

Summary Of Estimated Quantities

Page: 3a

Project ID: 006-30-0042

State Project Number: 006-30-0042

Federal Project Number: 2607(513)

Project Description: JEFFERSON HWY.(W. END OF CLEARVIEW OVERPASS-WILLIAMS BLVD.)

Item No.	Description	Supplemental Description	Alternate Set Member	Quantity	Units
202-01-00100	Removal of Structures and Obstructions			1,000	LUMP
202-02-06060	Removal of Concrete Catch Basin			1,000	EACH
202-02-06080	Removal of Concrete Combination Curb and Gutter			2,000,000	LNFT
202-02-26300	Removal of Median / Island			901,000	SQYD
202-02-36000	Removal of Railroad Grade Crossing			1,000	EACH
203-07-00100	Borrow (Vehicular Measurement)			700,000	CUYD
302-02-06000	Class II Base Course (12" Thick)			3,000	SQYD
502-01-00100	Superpave Asphaltic Concrete			4,508,500	TON
502-01-00200	Superpave Asphaltic Concrete, Drives, Turnouts and Miscellaneous			2,557,000	TON
509-01-00100	Cold Planing Asphaltic Pavement			57,647,000	SQYD
509-02-00100	Contractor Retained Reclaimed Asphaltic Pavement			-1,810,000	CUYD
510-02-00100	Pavement Widening			834,000	SQYD
701-14-00100	Cleaning Existing Pipes			2,760,000	LNFT
702-02-00001	Manhole (Remove and Replace Frame and Cover)			2,000	EACH
702-03-00100	Catch Basins (CB-01)			1,000	EACH
702-04-00100	Adjusting Manholes			2,000	EACH
706-03-00300	Incidental Concrete Paving (6" Thick)			162,000	SQYD
706-04-00100	Handicapped Curb Ramps			20,000	EACH

Notes:

See bottom of proposal summary pages for applicable revision notes.



Summary Of Estimated Quantities

Project ID: 006-30-0042 State Project Number: 006-30-0042

Federal Project Number: 2607(513)

Project Description: JEFFERSON HWY.(W. END OF CLEARVIEW OVERPASS-WILLIAMS BLVD.)

Item No.	Description	Supplemental Description	Alternate Set Member	Quantity	Units
707-01-00200	Concrete Curb (Barrier)			950.000	LNFT
707-03-00100	Combination Concrete Curb and Gutter			2,000.000	LNFT
717-01-00100	Seeding			6.000	LB
718-01-00100	Fertilizer			200.000	LB
726-01-00100	Bedding Material			5.000	CUYD
732-04-01080	Plastic Pavement Legends and Symbols (Arrow - Left Turn)			4.000	EACH
735-01-00100	Mailboxes			60.000	EACH
735-02-00100	Mailbox Supports (Single)			56.000	EACH
735-03-00100	Mailbox Supports (Double)			2.000	EACH
741-11-00100	Adjusting Water Valve			4.000	EACH
741-11-00200	Adjusting Water Valve and Meter Box			1.000	EACH
NS-200-00020	Cleaning Existing Ditches			30.000	LNFT
NS-500-00220	Sawing and Sealing Longitudinal Joints in Asphaltic Concrete Overlay			62,375.000	LNFT
NS-500-00240	Sawing and Sealing Transverse Joints in Asphaltic Concrete Overlay			94,500.000	LNFT
NS-500-00260	Sawcuts in Asphaltic Concrete Lifts			156,875.000	LNFT
() Item will be bid as lump sum					

Notes:

See bottom of proposal summary pages for applicable revision notes.



6/3/2009

Summary Of Estimated Quantities

Page: 3c

Project ID: 006-30-0043

State Project Number: 006-30-0043

Federal Project Number: ER-ERP1(128)

Project Description: JEFFERSON HWY.(W. END OF CLEARVIEW OVERPASS-WILLIAMS BLVD.)

Item No.	Description	Supplemental Description	Alternate Set Member	Quantity	Units
General Items					
502-01-00100	Superpave Asphaltic Concrete			19,926.500	TON
509-01-00100	Cold Planing Asphaltic Pavement			176,605.000	SQYD
509-02-00100	Contractor Retained Reclaimed Asphaltic Pavement			-7,359.000	CUYD
510-01-00200	Pavement Patching (12" Minimum Thickness)			7,500.000	SQYD
702-04-00100	Adjusting Manholes			7.000	EACH
702-04-00200	Adjusting Catch Basins			3.000	EACH
713-01-00100	Temporary Signs and Barricades			1.000	LUMP
713-02-00300	Temporary Pavement Markings (8" Width)			3,356.000	LNFT
713-02-00500	Temporary Pavement Markings (24" Width)			1,398.000	LNFT
713-03-01000	Temporary Pavement Markings (Broken Line) (4" Width) (4' Length)			24.890	MILE
713-03-02000	Temporary Pavement Markings (Broken Line) (4" Width) (10' Length)			12.530	MILE
713-04-01000	Temporary Pavement Markings (Solid Line) (4" Width)			25.530	MILE
713-05-00100	Temporary Pavement Legends & Symbols (Arrow)			51.000	EACH
713-05-00300	Temporary Pavement Legends & Symbols (ONLY)			22.000	EACH
713-05-00500	Temporary Pavement Legends & Symbols (SCHOOL CROSSING)			12.000	EACH
727-01-00100	Mobilization			1.000	LUMP
731-02-00100	ReflectORIZED Raised Pavement Markers			2,386.000	EACH

Notes:

See bottom of proposal summary pages for applicable revision notes.



6/3/2009

Summary Of Estimated Quantities

Page: 3d

Project ID: 006-30-0043

State Project Number: 006-30-0043

Federal Project Number: ER-ERP1(128)

Project Description: JEFFERSON HWY. (W. END OF CLEARVIEW OVERPASS-WILLIAMS BLVD.)

Item No.	Description	Supplemental Description	Alternate Set Member	Quantity	Units
732-01-01040	Plastic Pavement Striping (8" Width) (Thermoplastic 90 mil)			3,356,000	LNFT
732-01-01080	Plastic Pavement Striping (24" Width) (Thermoplastic 90 mil)			1,398,000	LNFT
732-02-01000	Plastic Pavement Striping (Solid Line) (4" Width) (Thermoplastic 40 mil)			25,530	MILE
732-03-01000	Plastic Pavement Striping (Broken Line) (4" Width) (Thermoplastic 40 mil)			12,530	MILE
732-04-01080	Plastic Pavement Legends and Symbols (Arrow - Left Turn)			33,000	EACH
732-04-01100	Plastic Pavement Legends and Symbols (Arrow - Right Turn)			24,000	EACH
732-04-15020	Plastic Pavement Legends and Symbols (ONLY)			22,000	EACH
732-04-19000	Plastic Pavement Legends and Symbols (SCHOOL CROSSING)			12,000	EACH
736-09-00100	Loop Detector			5,819,000	LNFT
740-01-00100	Construction Layout			1,000	LUMP
741-11-00100	Adjusting Water Valve			4,000	EACH
741-11-00200	Adjusting Water Valve and Meter Box			1,000	EACH
NS-500-00340	Saw Cutting Asphaltic Concrete Pavement			133,344,000	INLF
NS-713-00001	Dynamic Message Sign Unit			2,000	EACH
() Item will be bid as lump sum					

Notes:

See bottom of proposal summary pages for applicable revision notes.



6/3/2009

Summary Of Estimated Quantities

Page: 32

Proposal ID: 006-30-0042

State Project Number: 006-30-0042

Federal Project Number: 2607(513)

Proposal Description: JEFFERSON HIGHWAY (HUEY P. LONG BRIDGE - WILLIAMS BLVD.)

Item No.	Description	Supplemental Description	Alternate Set	Member	Quantity	Units
General Items						
202-01-00100	Removal of Structures and Obstructions				1.000	LUMP
202-02-06060	Removal of Concrete Catch Basin				1.000	EACH
202-02-06080	Removal of Concrete Combination Curb and Gutter				2,000.000	LNFT
202-02-26300	Removal of Median / Island				901.000	SQYD
202-02-36000	Removal of Railroad Grade Crossing				1.000	EACH
203-07-00100	Borrow (Vehicular Measurement)				700.000	CUYD
302-02-06000	Class II Base Course (12" Thick)				3.000	SQYD
502-01-00100	Superpave Asphaltic Concrete				24,435.000	TON
502-01-00200	Superpave Asphaltic Concrete, Drives, Turnouts and Miscellaneous				2,557.000	TON
509-01-00100	Cold Planing Asphaltic Pavement				234,252.000	SQYD
509-02-00100	Contractor Retained Reclaimed Asphaltic Pavement				-9,169.000	CUYD
510-01-00200	Pavement Patching (12" Minimum Thickness)				7,500.000	SQYD
510-02-00100	Pavement Widening				834.000	SQYD
701-14-00100	Cleaning Existing Pipes				2,760.000	LNFT
702-02-00001	Manhole (Remove and Replace Frame and Cover)				2.000	EACH

Notes:

5/21/2009, Rev. 1, General Revisions



6/3/2009

Summary Of Estimated Quantities

Page: 34

Proposal ID: 006-30-0042 State Project Number: 006-30-0042

Federal Project Number: 2607(513)

Proposal Description: JEFFERSON HIGHWAY (HUEY P. LONG BRIDGE - WILLIAMS BLVD.)

Item No.	Description	Supplemental Description	Alternate Set Member	Quantity	Units
702-03-00100	Catch Basins (CB-01)			1.000	EACH
702-04-00100	Adjusting Manholes			9.000	EACH
702-04-00200	Adjusting Catch Basins			3.000	EACH
706-03-00300	Incidental Concrete Paving (6" Thick)			162.000	SQYD
706-04-00100	Handicapped Curb Ramps			20.000	EACH
707-01-00200	Concrete Curb (Barrier)			950.000	LNFT
707-03-00100	Combination Concrete Curb and Gutter			2,000.000	LNFT
713-01-00100	Temporary Signs and Barricades			1.000	LUMP
713-02-00300	Temporary Pavement Markings (8" Width)			3,356.000	LNFT
713-02-00500	Temporary Pavement Markings (24" Width)			1,398.000	LNFT
713-03-01000	Temporary Pavement Markings (Broken Line) (4" Width) (4' Length)			24.890	MILE
713-03-02000	Temporary Pavement Markings (Broken Line) (4" Width) (10' Length)			12.530	MILE
713-04-01000	Temporary Pavement Markings (Solid Line) (4" Width)			25.530	MILE
713-05-00100	Temporary Pavement Legends & Symbols (Arrow)			51.000	EACH
713-05-00300	Temporary Pavement Legends & Symbols (ONLY)			22.000	EACH

Notes:

5/21/2009, Rev. 1, General Revisions



6/3/2009

Summary Of Estimated Quantities

Page: 3g

Proposal ID: 006-30-0042

State Project Number: 006-30-0042

Federal Project Number: 2607(513)

Proposal Description: JEFFERSON HIGHWAY (HUEY P. LONG BRIDGE - WILLIAMS BLVD.)

Item No.	Description	Supplemental Description	Alternate Set Member	Quantity	Units
713-05-00500	Temporary Pavement Legends & Symbols (SCHOOL CROSSING)			12.000	EACH
717-01-00100	Seeding			6.000	LB
718-01-00100	Fertilizer			200.000	LB
726-01-00100	Bedding Material			5.000	CUYD
727-01-00100	Mobilization			1.000	LUMP
731-02-00100	ReflectORIZED Raised Pavement Markers			2,386.000	EACH
732-01-01040	Plastic Pavement Striping (8" Width) (Thermoplastic 90 mil)			3,356.000	LNFT
732-01-01080	Plastic Pavement Striping (24" Width) (Thermoplastic 90 mil)			1,398.000	LNFT
732-02-01000	Plastic Pavement Striping (Solid Line) (4" Width) (Thermoplastic 40 mil)			25.530	MILE
732-03-01000	Plastic Pavement Striping (Broken Line) (4" Width) (Thermoplastic 40 mil)			12.530	MILE
732-04-01080	Plastic Pavement Legends and Symbols (Arrow - Left Turn)			37.000	EACH
732-04-01100	Plastic Pavement Legends and Symbols (Arrow - Right Turn)			24.000	EACH
732-04-15020	Plastic Pavement Legends and Symbols (ONLY)			22.000	EACH

Notes:

5/21/2009, Rev. 1, General Revisions



6/3/2009

Summary Of Estimated Quantities

Page: 3h

Proposal ID: 006-30-0042 State Project Number: 006-30-0042

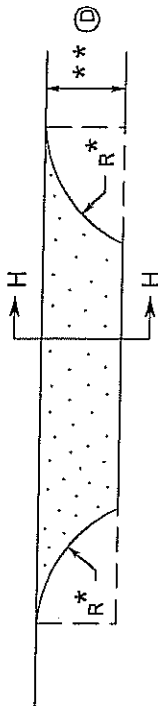
Federal Project Number: 2607(513)

Proposal Description: JEFFERSON HIGHWAY (HUEY P. LONG BRIDGE - WILLIAMS BLVD.)

Item No.	Description	Supplemental Description	Alternate Set Member	Quantity	Units
732-04-19000	Plastic Pavement Legends and Symbols (SCHOOL CROSSING)			12.000	EACH
735-01-00100	Mailboxes			60.000	EACH
735-02-00100	Mailbox Supports (Single)			56.000	EACH
735-03-00100	Mailbox Supports (Double)			2.000	EACH
736-09-00100	Loop Detector			5,819.000	LNFT
740-01-00100	Construction Layout			1.000	LUMP
741-11-00100	Adjusting Water Valve			8.000	EACH
741-11-00200	Adjusting Water Valve and Meter Box			2.000	EACH
NS-200-00020	Cleaning Existing Ditches			30.000	LNFT
NS-500-00220	Sawing and Sealing Longitudinal Joints in Asphaltic Concrete Overlay			62,375.000	LNFT
NS-500-00240	Sawing and Sealing Transverse Joints in Asphaltic Concrete Overlay			94,500.000	LNFT
NS-500-00260	Sawcuts in Asphaltic Concrete Lifts			156,875.000	LNFT
NS-500-00340	Saw Cutting Asphaltic Concrete Pavement			133,344.000	INLF
NS-713-00001	Dynamic Message Sign Unit			2.000	EACH

Notes:

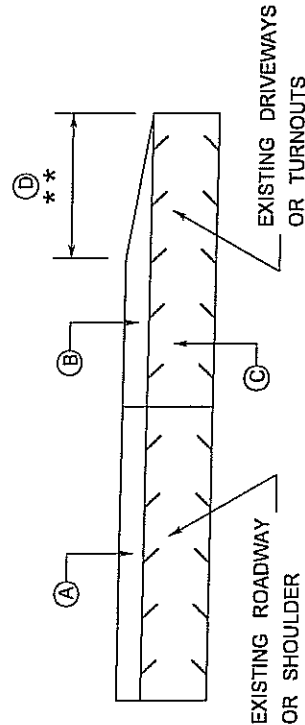
5/21/2009, Rev. 1, General Revisions



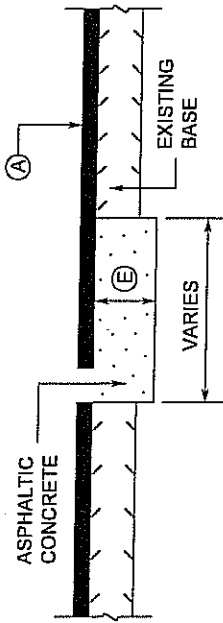
DRIVEWAY OR TURNOUT DETAIL (ITEM 502-01-00200).

DETAIL OF APRON AT TURNOUT (TYPICAL)

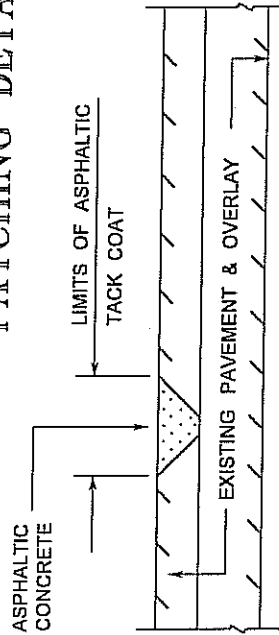
* MATCH EXISTING RADIUS
 ** TO BE DETERMINED IN FIELD BY PROJECT ENGINEER.



SECTION H-H



PATCHING DETAIL



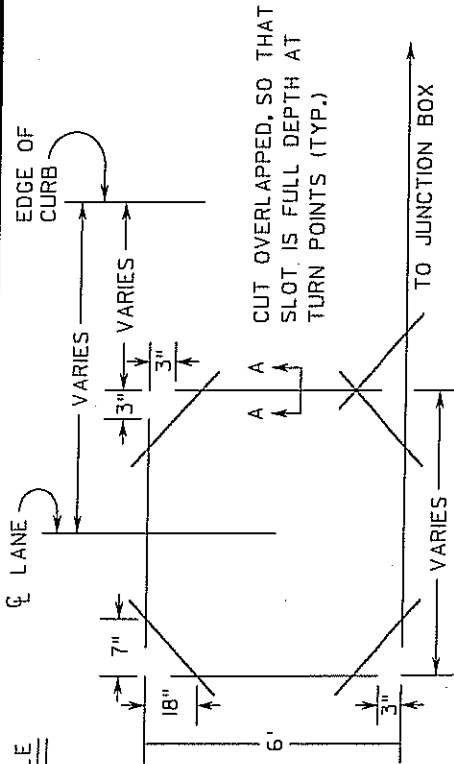
JOINT REPAIR DETAIL

- Ⓐ ASPHALTIC CONCRETE (COURSES AND TYPES AS SHOWN ON TYPICAL SECTION).
- Ⓑ ASPHALTIC CONCRETE, PAY AS 502-01-00200, CONTRACTORS OPTIONS ARE:
 1. MATCH ROADWAY TYPICAL SECTION.
- Ⓒ EXISTING PAVED DRIVEWAY OR TURNOUT TO REMAIN UNLESS EXISTING MATERIAL IS AGGREGATE. REPLACE AGGREGATE DRIVEWAY WITH 4.0" ASPHALTIC CONCRETE. TOTAL MINIMUM THICKNESS OF NEW PAVED DRIVEWAY OR TURNOUT INCLUDING OVERLAY MATERIAL IS 4.0".
- Ⓓ AS DETERMINED BY THE PROJECT ENGINEER.
- Ⓔ 12" MIN. (PATCHING SHALL EXTEND TO BOTTOM OF EXISTING BASE) (ROADWAY).
 6" MIN. (PATCHING SHALL EXTEND TO BOTTOM OF EXISTING BASE) (SHOULDER).

NOTE: USE DETAILS APPLICABLE TO THIS PROJECT

		SHEET NO. 4	
JEFFERSON HWY. (W. END OF CLEARVIEW OVERPASS - WILLIAMS BLVD.)		PARISH JEFFERSON	PROJECT 006-30-0042
DISTRICT 02 DESIGN		DESIGNED CHECKED DETAILED PROJECT	DATE BY SHEET
DETAILS		REVISION DESCRIPTION NO. 1 DATE	

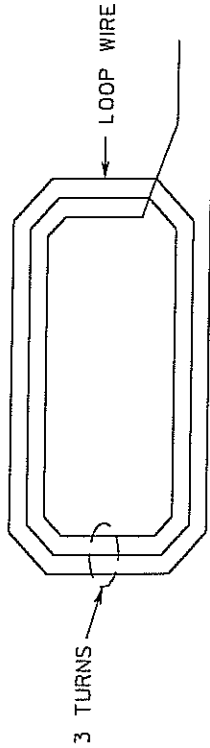
NOT TO SCALE



LOOP SAW-CUT CONFIGURATION

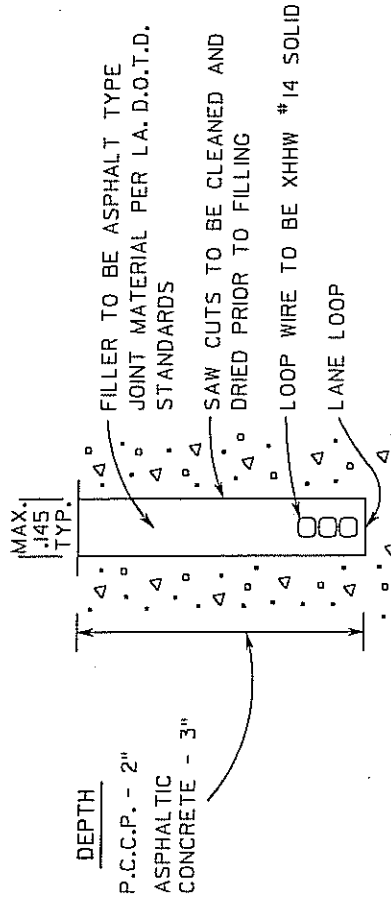
CENTERED IN LANE

NOTE: SAW CUTS DO NOT MEET AT CORNER OF RECTANGLE



LOOP WIRE INSTALLATION

NOTE: WHERE LOOP IS TO BE PLACED IN BRICK STREET, BRICK SHALL BE TAKEN UP AND THE LOOP WIRE PLACED 1" BELOW THE BRICK BEDDING SURFACE TO PREVENT ABRASION BETWEEN BRICK AND WIRE. BRICK SHALL BE REPLACED TO ORIGINAL GRADE UPON COMPLETION OF LOOP WIRE REPLACEMENT.



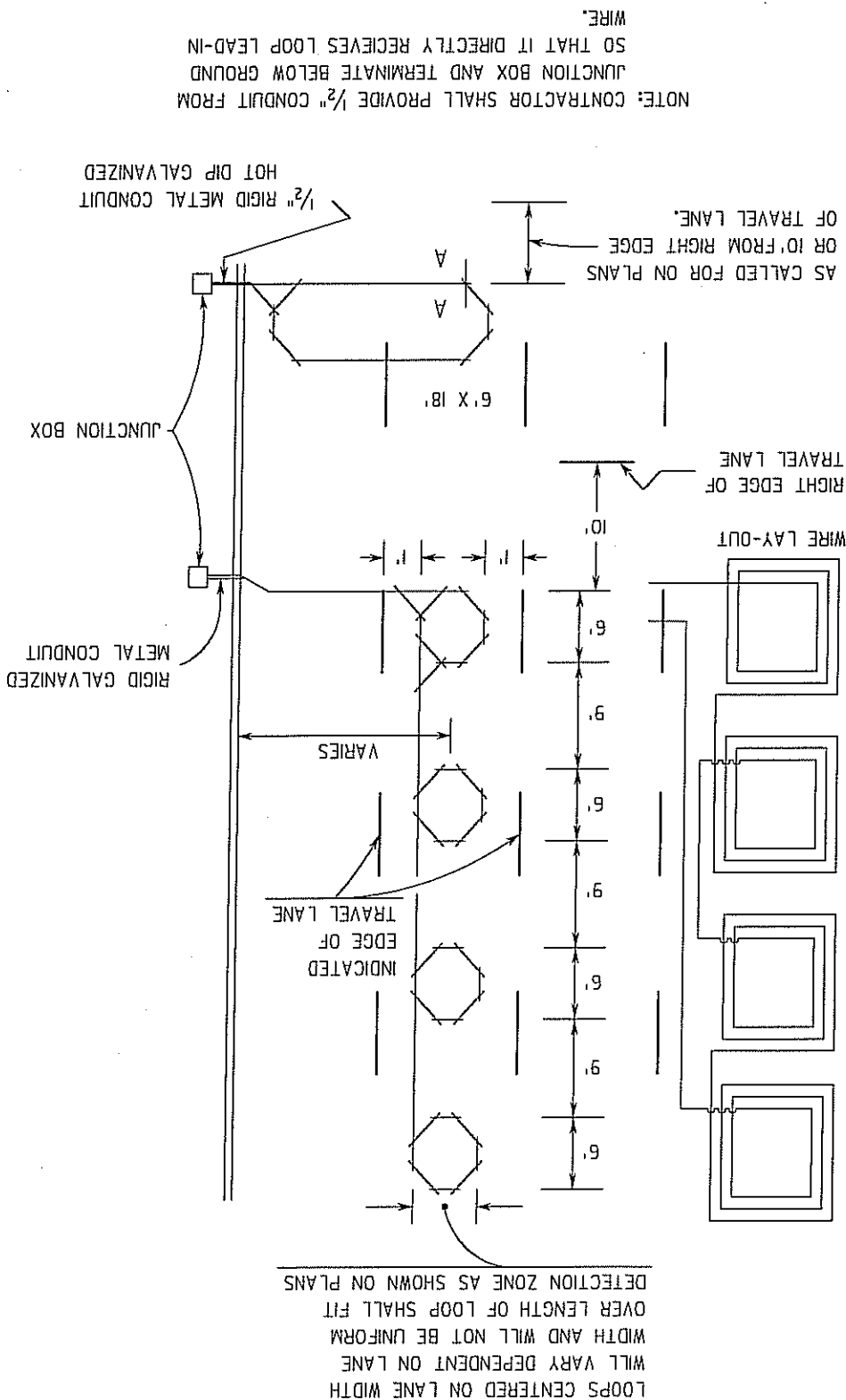
SECTION A-A

INDUCTIVE LOOP DETECTOR INSTALLATION DETAILS SHEET 1 OF 3

SAW-CUT PAVEMENT & LOOP WIRE

DISTRICT 02 DESIGN		JEFFERSON HWY. (W. END OF CLEARVIEW OVERPASS - WILLIAMS BLVD.) LOOP DETECTOR DETAIL				DESIGNED CHECKED	PARISH JEFFERSON	SHEET NO. 40
						DETAILED CHECKED	FEDERAL PROJECT	
						DATE	STATE PROJECT	006-30-0042
						BY		
						REVISION DESCRIPTION		

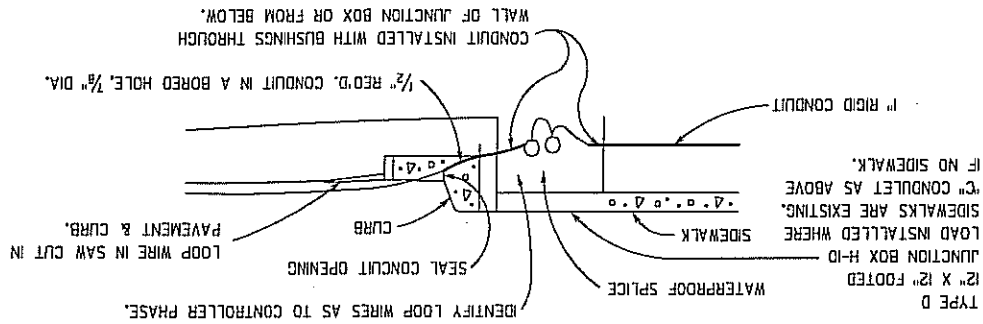
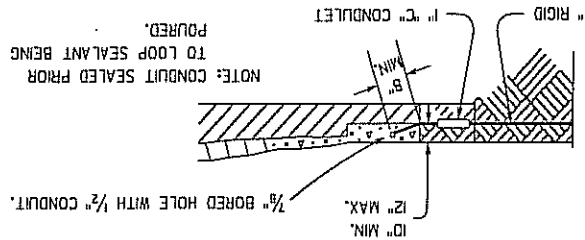
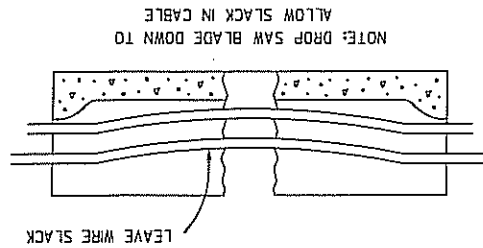
TYPICAL SAW-CUT LAYOUT



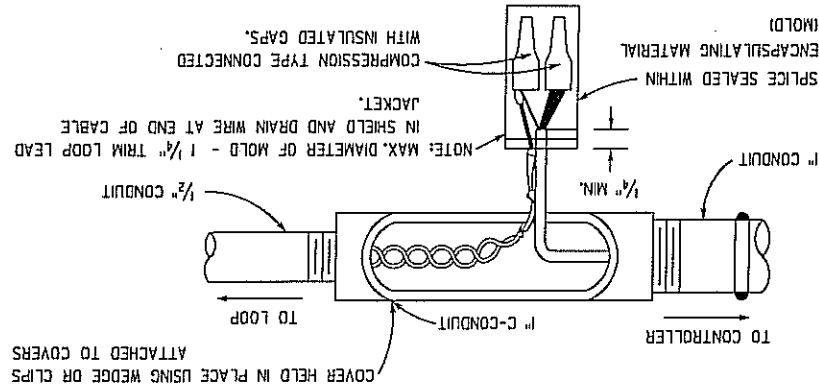
INDUCTIVE LOOP DETECTOR INSTALLATION DETAILS SHEET 2 OF 3

SHEET NO. 4b		PARISH JEFFERSON		FEDERAL PROJECT		STATE PROJECT 006-30-0042	
DESIGNED	CHECKED	DATE	BY	REVISION DESCRIPTION	NO.	DATE	
JEFFERSON HWY. (W. END OF CLEARVIEW OVERPASS - WILLIAMS BLVD.) LOOP DETECTOR DETAIL							
DISTRICT 02 DESIGN							

PAVEMENT JOINT & CRACK SECTION



TYPICAL LOOP LEAD-IN INSTALLATION





TYPICAL DETAIL OF C-CONDUIT & ENCAPSULATED SPLICE

INDUCTIVE LOOP DETECTOR
INSTALLATION DETAILS
SHEET 3 OF 3

SHEET NO. 42		PARISH JEFFERSON		STATE PROJECT 006-30-0042	
DESIGNED	CHECKED	DESIGNED	CHECKED	DATE	BY
REVISION DESCRIPTION					
NO. DATE					
JEFFERSON HWY. (W. END OF CLEARVIEW OVERPASS - WILLIAMS BLVD.) LOOP DETECTOR DETAIL					
DISTRICT 02 DESIGN					

LOCATION OF EXISTING LOOP DETECTOR REPLACEMENTS

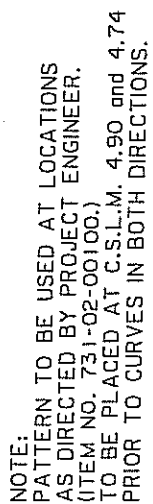
LOCATION DESCRIPTION	RIGHT LANE (FEET)	LEFT LANE (FEET)	TURN LANE (FEET)	OTHER (FEET)	TOTAL (FEET)
WAL-MART SERVICE RD.	30	30	120	120	300
PLANTATION	30	30	120		180
ELMWOOD PARK	30	30			60
EDWARDS	30	30			60
HORD	30	30	120		180
HICKORY	30	30	150		210
COLONIAL CLUB	30	30	180		240
FOLSE	30	30	120		180
ORCHARD	30	30	120		180
CITRUS	30	30	280		340
SAUVE	30	30			60
MANGUNO	60	60	240		360
LITTLE FARM AVE.	30	30			60
FILMORE	30	30			60
WILLIAMS		30			30
TOTAL WESTBOUND					2500

 DISTRICT 02 DESIGN	JEFFERSON HWY. (W. END OF CLEARVIEW OVERPASS - WILLIAMS BLVD.)			NO. DATE 	REVISION DESCRIPTION BY 	DESIGNED CHECKED	DETAILED CHECKED	PARISH FEDERAL PROJECT	JEFFERSON	SHEET NO.
	LOOP TABLE		DATE 		DATE 	SHEET 	STATE PROJECT	006-30-0042	4d	

LOCATION OF EXISTING LOOP DETECTOR REPLACEMENTS

LOCATION DESCRIPTION	RIGHT LANE (FEET)	LEFT LANE (FEET)	TURN LANE (FEET)	OTHER (FEET)	TOTAL (FEET)
WAL-MART SERVICE RD.	30	30		30	90
PLANTATION	30	30			60
ELMWOOD PARK	30	30	150		210
EDWARDS	30	30	150		210
HORD	30	30	180		240
HICKORY	30	30	150		210
COLONIAL CLUB	74	74	210		358
HENESSEY	60	60	120		240
ORCHARD	30	30	120		180
CITRUS	30	30	240	120	420
SAUVE	30	30	120		180
MARK TWAIN	60	60	120	120	360
VALERIE	30	30	44		104
FILMORE	60	60	67	50	237
WILLIAMS	30	30	160		220
TOTAL EASTBOUND					3319

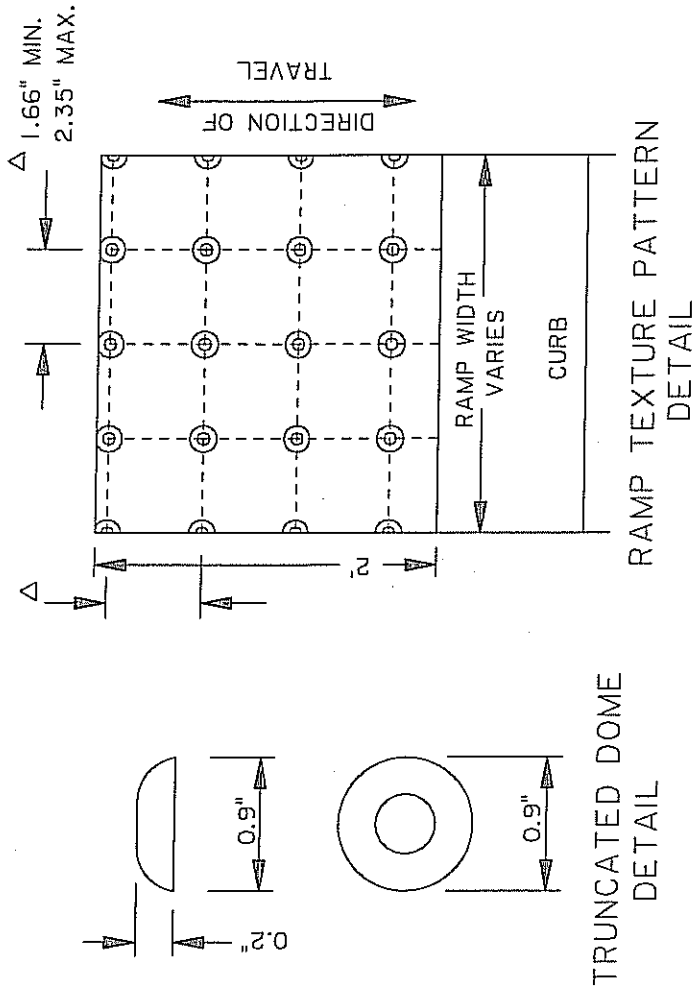
 DISTRICT DESIGN		JEFFERSON HWY. (W. END OF CLEARVIEW OVERPASS - WILLIAMS BLVD.) LOOP TABLE		 REVISION DESCRIPTION		DESIGNED	DATE	BY	SHEET
						CHECKED	CHECKED	DATE	SHEET
						PARISH	JEFFERSON		
						FEDERAL PROJECT			
						STATE PROJECT	006-30-0042		
						SHEET NO.		4e	



REQ'D REFLECTORIZED RAISED
PAVEMENT MARKERS
(ITEM NO. 731-02-00100)



STN

J-24



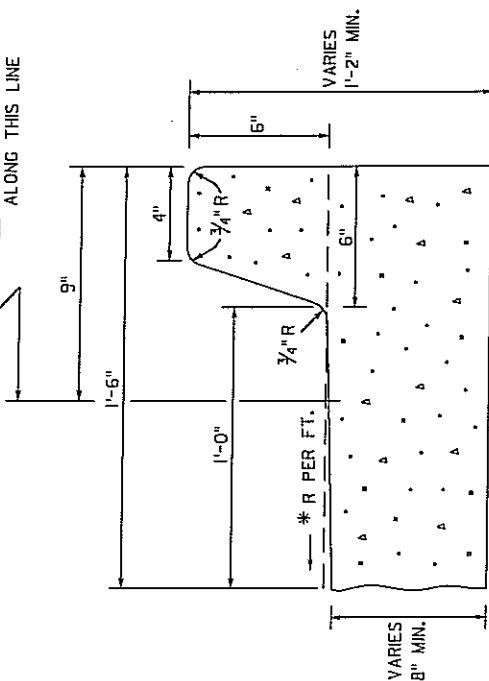
NOTE: PLACE TRUNCATED DOME DETECTABLE WARNING TEXTURE IN THE LOWER 2' OF THROAT OF RAMP ONLY. ARRANGE DOMES USING SQUARE IN-LINE PATTERN ONLY AS SHOWN. COLOR OF TEXTURE TO BE SAFETY YELLOW.

NOTE: SEE STANDARD PLAN HR-01 FOR HANDICAPPED RAMP INFORMATION.

		JEFFERSON HWY. (W. END OF CLEARVIEW OVERPASS - WILLIAMS BLVD.) TRUNCATED DOMES DETAIL				NO. _____ DATE _____ REVISION DESCRIPTION _____		DESIGNED _____ CHECKED _____ DETAILED _____ CHECKED _____ DATE _____ BY _____ SHEET _____		PARISH JEFFERSON FEDERAL PROJECT _____ STATE PROJECT 006-30-0042		SHEET NO. 4g
---	--	--	--	---	--	--	--	--	--	--	--	--------------

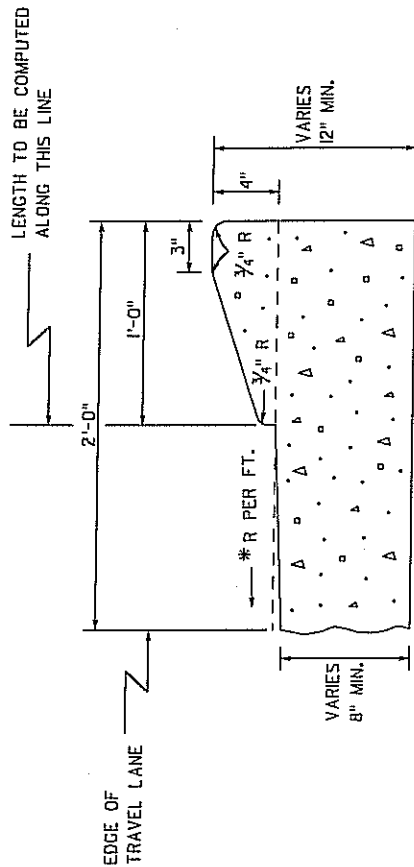
DISTRICT 02
DESIGN

LENGTH TO BE COMPUTED
ALONG THIS LINE



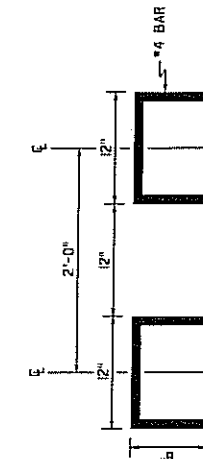
* R = RATE OF SUPERELEVATION

BARRIER TYPE



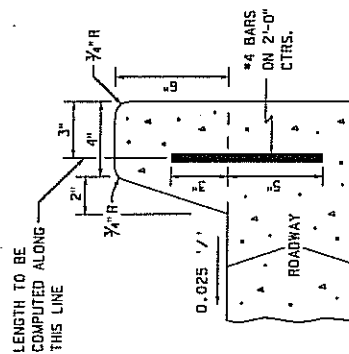
* R = RATE OF SUPERELEVATION

MOUNTABLE TYPE



BAR DETAIL



SHOWING DIMENSIONS AND
SPACING OF #4 DEF. REIN.
STEEL BARS FOR CONC. CURB



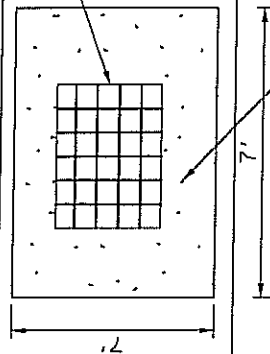
BARRIER TYPE

NOTE: CONCRETE CURB SHALL BE DOWELED INTO PAVEMENT
AS SHOWN ON 2'-0" CENTERS. PRICE SHALL BE INCLUDED
IN ITEM 707-01.



CONCRETE CURB DETAILS

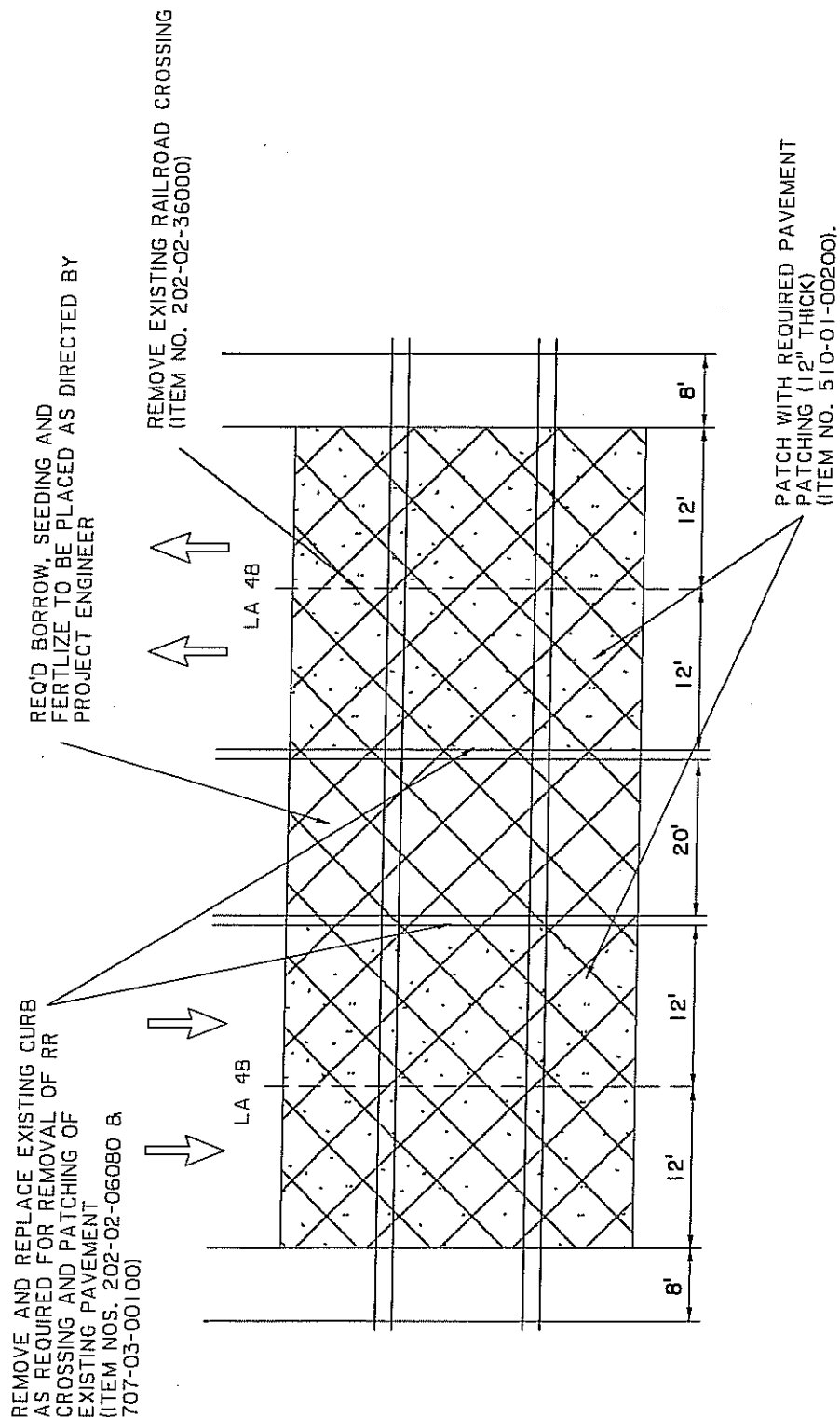
				SHEET NO. 4h	
DISTRICT 02 DESIGN		JEFFERSON HWY. (W. END OF CLEARVIEW OVERPASS - WILLIAMS BLVD.)		PARISH JEFFERSON	
CURB AND GUTTER DETAILS		NO. DATE		FEDERAL PROJECT	
REVISION DESCRIPTION		DATE		STATE PROJECT 006-30-0042	
BY		DESIGNED CHECKED		DETAILED CHECKED	

FOR CATCH BASIN INSTALLATION
INFORMATION, SEE STD PLANS BM-01,
CB-01, MC-01 AND SECTION 702 OF THE
2006 STANDARD SPECIFICATIONS
FOR ROADS AND BRIDGES.
GRATE SHALL BE TYPE C.





CATCH BASIN REPLACEMENT - BETWEEN FELIX AND COMPROMISE EASTBOUND RIGHT SHOULDER



		DISTRICT 02 DESIGN		JEFFERSON HWY. (W. END OF CLEARVIEW OVERPASS - WILLIAMS BLVD.) CATCH BASIN REPLACEMENT DETAIL				NO. DATE BY		REVISION DESCRIPTION		DESIGNED CHECKED	PARISH JEFFERSON	SHEET NO. 4
												DETAILED CHECKED	FEDERAL PROJECT	
												DATE SHEET	STATE PROJECT	006-30-0042



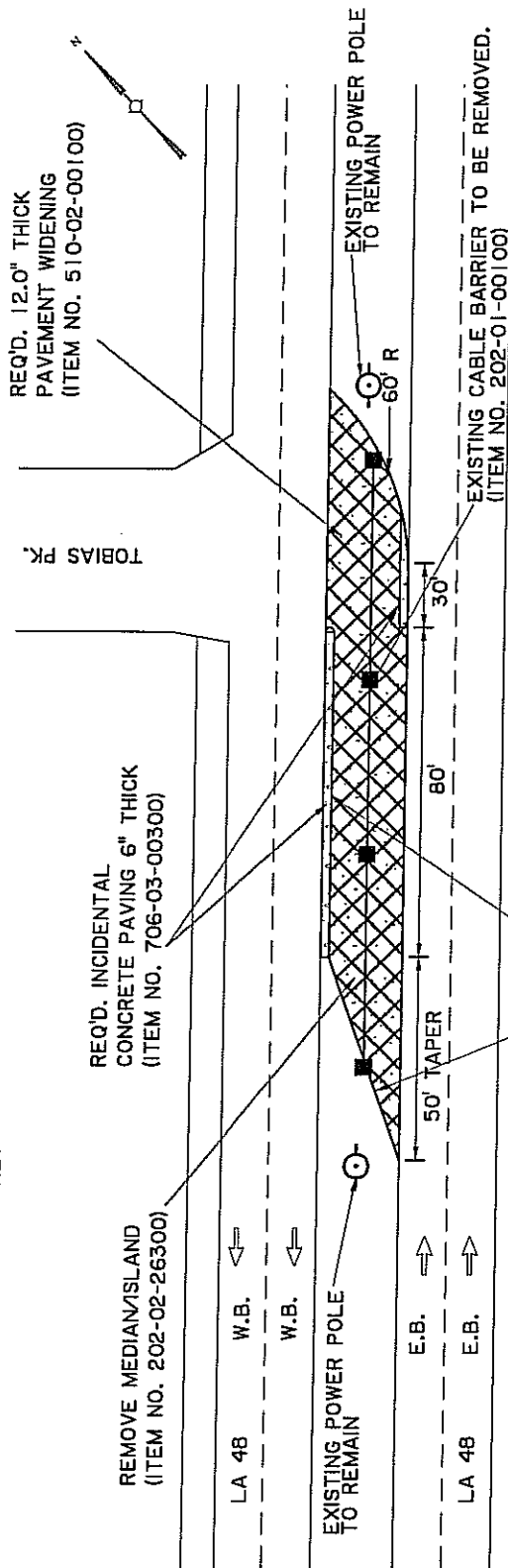
RR CROSSING REMOVAL STA 159+79.93

				JEFFERSON HWY. (W. END OF CLEARVIEW OVERPASS - WILLIAMS BLVD.) RR CROSSING REMOVAL DETAIL		DESIGNED CHECKED	PARISH JEFFERSON	SHEET NO. 4
DISTRICT 02 DESIGN		NO. DATE		REVISION DESCRIPTION		DETAILED CHECKED	FEDERAL PROJECT	STATE PROJECT 006-30-0042
BY		DATE		SHEET		006-30-0042		

THIS SHEET INTENTIONALLY LEFT BLANK

		DISTRICT 02 DESIGN		JEFFERSON HWY. (W. END OF CLEARVIEW OVERPASS - WILLIAMS BLVD.) TURN LANE DETAIL				1	05/21/08	DELETED SHEET	JOB	DESIGNED CHECKED	PARISH FEDERAL STATE PROJECT	SHEET NO.
								NO.	DATE	REVISION DESCRIPTION	BY	DATE SHEET	4k	

FLEA MARKET



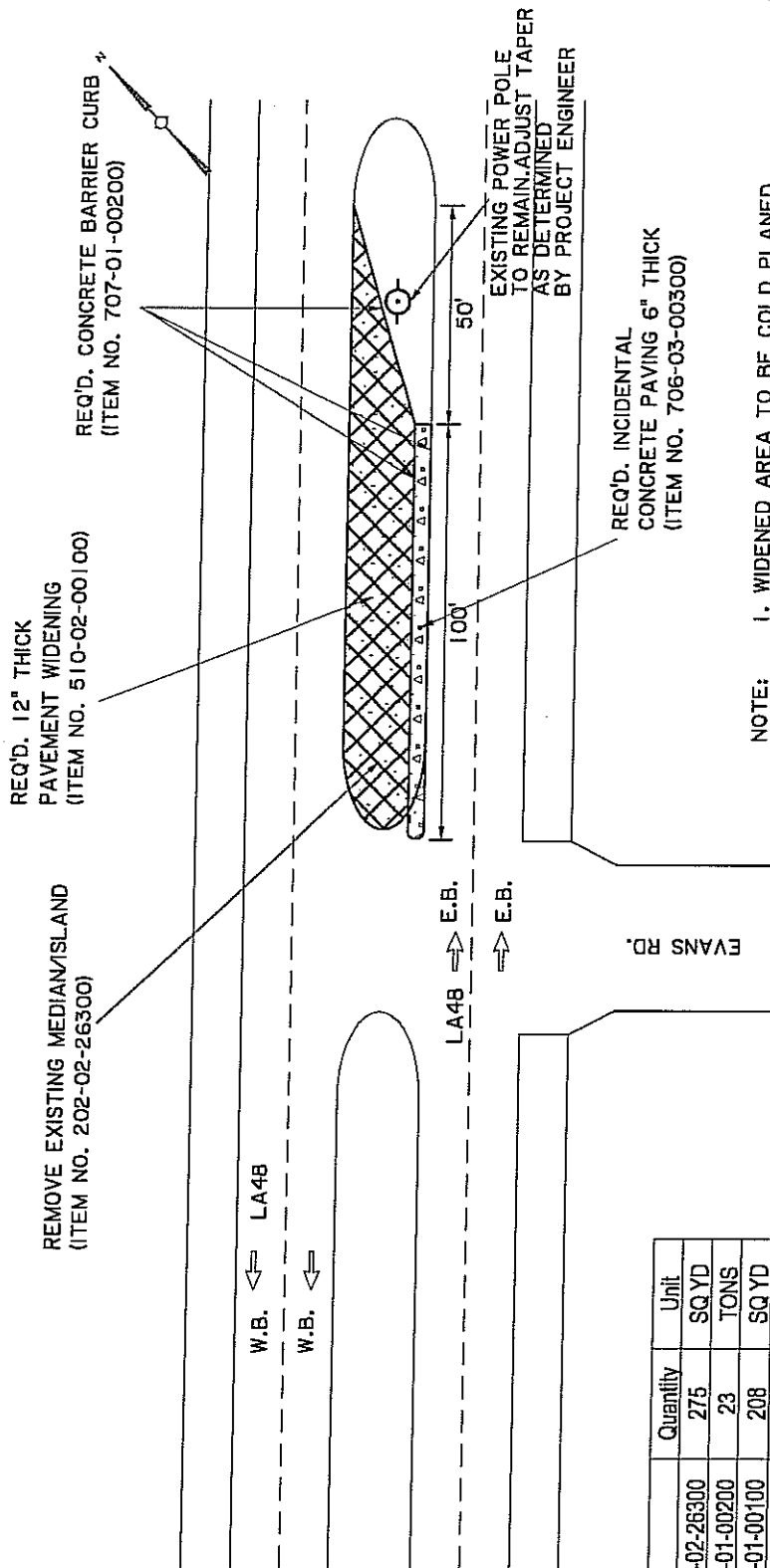
REQ'D CONCRETE BARRIER CURB
(ITEM NO. 707-01-00200)

	Quantity	Unit
202-02-26300	260	SQ YD
502-01-00200	30	TONS
509-01-00100	260	SQ YD
509-02-00100	-15	CU YD
510-02-00100	260	SQ YD
708-03-00300	20	SQ YD
707-01-00200	260	LN FT
732-04-01080	1	EACH

- NOTE:
1. WIDENED AREA TO BE COLD PLANED AND OVERLAID WITH 2.0" OF SUPERPAVE ASPHALTIC CONCRETE TO BE PAID FOR UNDER ITEM NOS. 502-01-00200 & 509-01-00100.
 2. AREA TO BE WIDENED PRIOR TO COLD PLANING.

TURN LANE AT TOBIAS PK. WEST OF ELMWOOD PARK BLVD.

	JEFFERSON HWY. (W. END OF CLEARVIEW OVERPASS - WILLIAMS BLVD.) TURN LANE DETAIL		05/21/09	REVISED SHEET	JDB	DESIGNED CHECKED DATE	PARISH FEDERAL PROJECT STATE PROJECT	JEFFERSON 006-30-0042	SHEET NO. 41
	DISTRICT 02 DESIGN		NO.	DATE	REVISION DESCRIPTION	BY	SHEET	PROJECT	41



	Quantity	Unit
202-02-26300	275	SQ YD
502-01-00200	23	TONS
509-01-00100	208	SQ YD
509-02-00100	-12	CUYD
510-02-00100	208	SQ YD
706-03-00300	67	SQ YD
707-01-00200	250	LN FT
732-04-01080	1	EACH

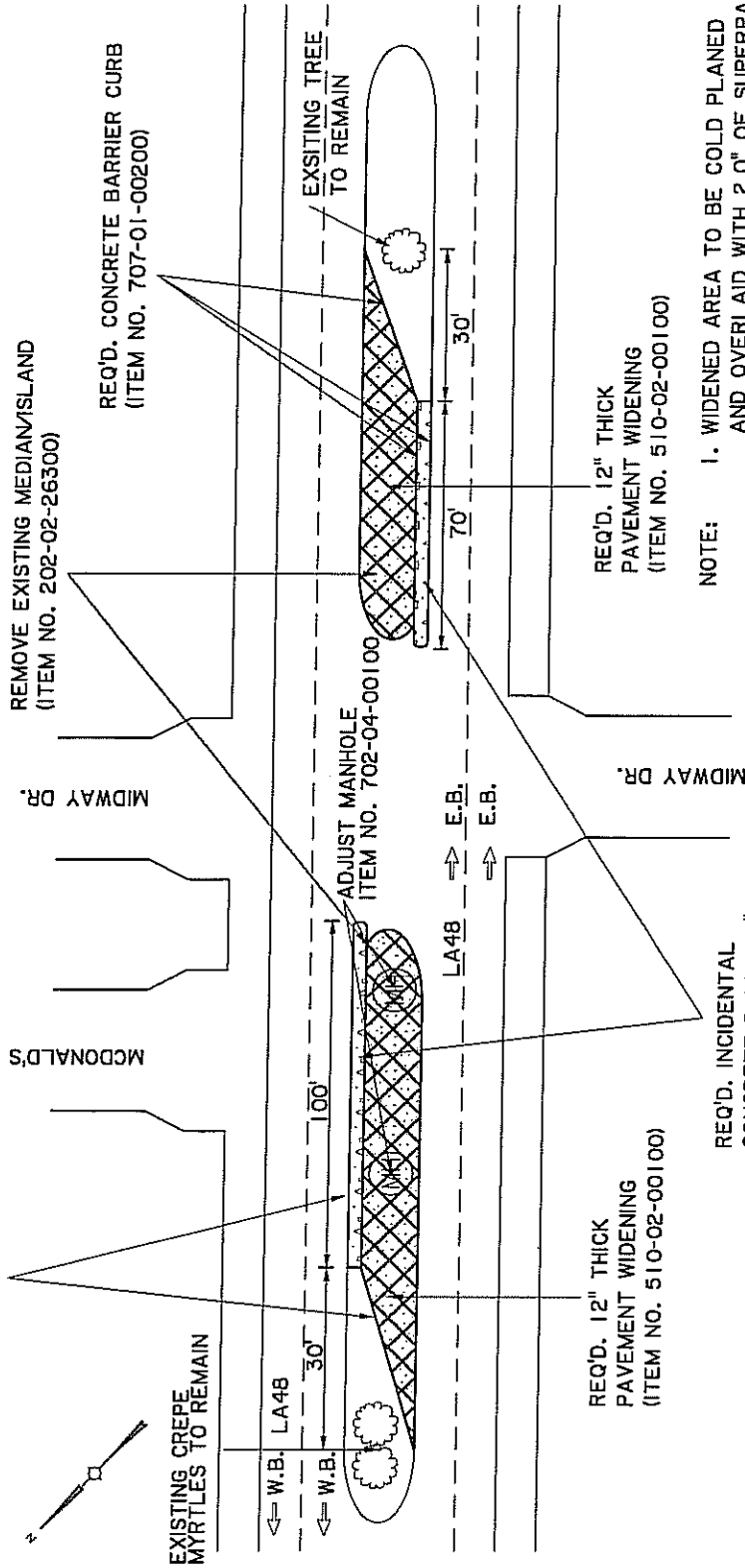
NOTE: 1. WIDENED AREA TO BE COLD PLANED AND OVERLAID WITH 2.0" OF SUPERPAVE ASPHALTIC CONCRETE TO BE PAID FOR UNDER ITEM NOS. 502-01-00200 & 509-01-00100.

2. AREA TO BE WIDENED PRIOR TO COLD PLANING.

TURN LANE AT EVANS RD.

		DISTRICT 02 DESIGN	
JEFFERSON HWY. (W. END OF CLEARVIEW OVERPASS - WILLIAMS BLVD.) TURN LANE DETAIL			
NO. 5/21/09	DATE	REVISION SHEET	SHEET NO. 4m
DESIGNED CHECKED	JDB	PARISH JEFFERSON	FEDERAL PROJECT
DETAILED CHECKED	DATE	STATE PROJECT	006-30-0042
REVISION DESCRIPTION		BY SHEET	

REQ'D. CONCRETE BARRIER CURB
(ITEM NO. 707-01-00200)



REQ'D. 12" THICK
PAVEMENT WIDENING
(ITEM NO. 510-02-00100)

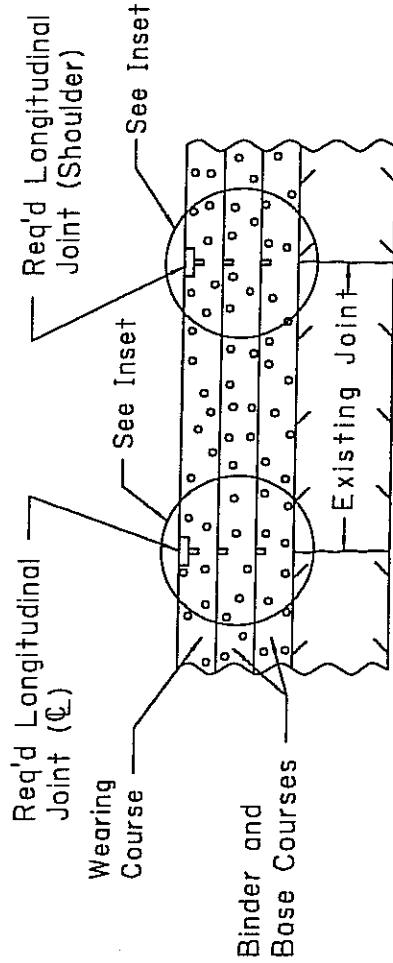
NOTE: 1. WIDENED AREA TO BE COLD PLANED
AND OVERLAID WITH 2.0" OF SUPERPAVE
ASPHALTIC CONCRETE TO BE PAID FOR
UNDER ITEM NOS. 502-01-00200 &
509-01-00100.

2. AREA TO BE WIDENED PRIOR TO
COLD PLANING.

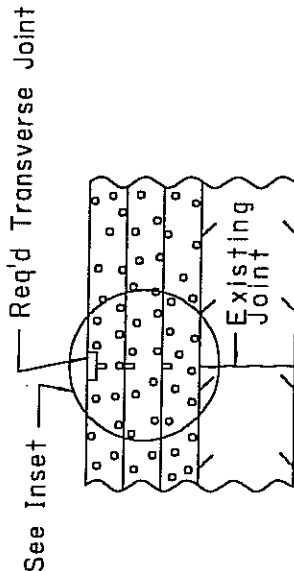
Quantity	Unit
366	SQ YD
40	TONS
366	SQ YD
-20	CUYD
366	SQ YD
75	SQ YD
440	LNFT
2	EACH

TURN LANE AT MIDWAY DR..

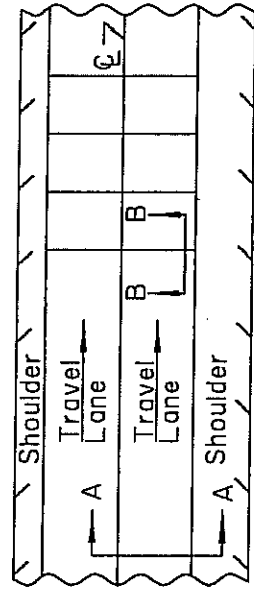
		05/21/09 JDB		SHEET NO. 45	
JEFFERSON HWY. (W. END OF CLEARVIEW OVERPASS - WILLIAMS BLVD.) TURN LANE DETAIL		REVISION DESCRIPTION		PARISH JEFFERSON FEDERAL PROJECT STATE PROJECT 006-30-0042	
DISTRICT 02 DESIGN		NO. DATE BY SHEET		DESIGNED CHECKED DETAILED CHECKED DATE	



SECTION A-A



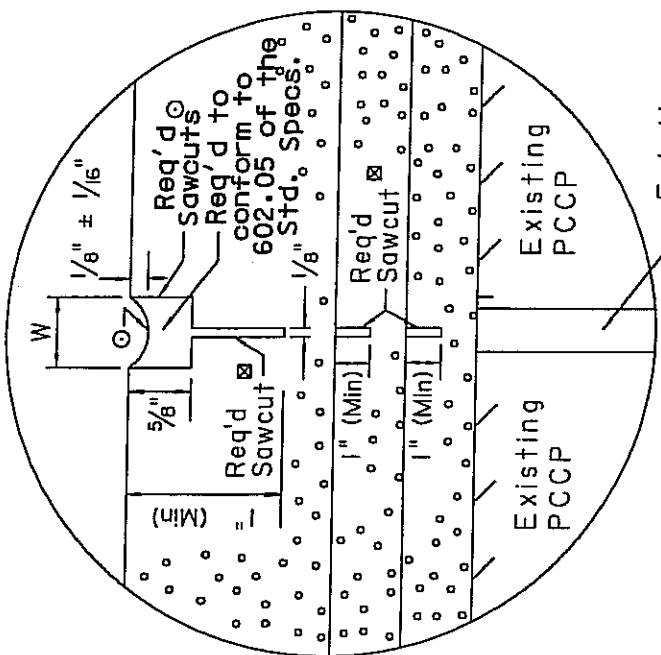
SECTION B-B



PLAN VIEW

RESERVOIR
DIMENSIONS

SLAB LENGTH	W
50' or less	1/2"
51' or greater	5/8"



Existing Transverse or Longitudinal Joint

NOTES:

1. See CPR 01 and 02 for detail for sealing of existing PCCP joints.
2. Sawcuts in asphaltic concrete lifts (X) to be paid for as a special item.
3. Sawing and sealing joints in asphaltic concrete overlay (O) to be paid for as a special item.
4. Detail not to scale.

				DESIGNED	ETS	PARISH	JEFFERSON	NO.
		SAVING AND SEALING JOINTS IN ASPHALTIC CONCRETE OVERLAY	CPR-23	CHECKED	JPW	FEDERAL PROJECT		
ROAD DESIGN		NO. DATE		REVISION DESCRIPTION		DATE	01/20/09	STATE PROJECT
				BY	SHEET	1 OF 1	006-30-0042	

GENERAL PROVISIONS

- All signs used for temporary traffic control shall be in accordance with the MUTCD Standard Specifications for Road and Bridge, the Manual on Uniform Traffic Control Devices (MUTCD), and shall meet the National Cooperative Highway Research Program (NCHRP) 350 for Test Level 3 requirements.
- Motorists used for Temporary Traffic Control shall be in accordance with the MUTCD Standard Specifications for Road and Bridge, the Manual on Uniform Traffic Control Devices (MUTCD), and shall meet the National Cooperative Highway Research Program (NCHRP) 350 for Test Level 3 requirements.
- No temporary traffic control shall be erected without the approval of the Project Engineer and will work be done to both, unless they are approved by the Project Engineer.
- No lane closures, lane shifts, detours or diversions shall occur without the authorization of the Project Engineer.
- Responsibility for the maintenance of the Project Engineer, including maintenance, and operation of all temporary traffic control devices called for in these plans or required by the Project Engineer for the protection of the traveling public as well as of Department and construction personnel.
- The contractor shall also be responsible for the maintenance of all permanent signs and pavement markings left in place as the project progresses and the maintenance of traffic within the project limits.
- The District Traffic Operations Engineer (DTOE) shall serve as a technical advisor to the Project Engineer for all Traffic Control matters.
- "Road Work AHEAD" sign shall be required on all projects equal to or greater than 2 miles and located at the beginning of the project unless otherwise noted. The distance on the sign shall be stated in the nearest whole mile. The sign shall be a minimum 36"X60" unless otherwise noted.
- Warning signs used for lane closures or lane shifts in which the roadway width is reduced to full public use within 12 hours or less may be placed on NC481P350 approved portable sign frames.
- If the spacing on the plans need to be altered, the new spacings need to be approved by the Project Engineer.

SPEED LIMITS

- Speed limits shall be lowered by 10 mph for any construction, maintenance, or utility operation that requires one or more of the following:
 - (A) the condition of the highway is degraded
 - (B) due to reduced visibility or uneven pavement
 - (C) work is in progress in the immediate vicinity of the roadway requiring lane closures, lane shifts, or other traffic control measures
 - (D) the width of the right of way is reduced without barrier protection.
- The reduced speed zone shall only apply to those portions of the project limits affected. The Project Engineer may slow SPEED LIMIT WHEN FLASHING signs to supplement reduced speed zone.
- At the end of the reduced speed zone, a speed limit sign displaying the original speed limit before construction shall be installed.
- If conditions warrant, the District Traffic Operations Engineer may authorize the reduction of the speed limit by more than 10 mph.

PAVEMENT MARKINGS (See DPL)

- All pavement markings within the limits of the project that are in conflict with the required traffic movements shall be removed from the project limits by the contractor or paving contractor.
- Existing markings shall not be painted over with black paint or covered with 100%.
- If special pavement markings are needed, they shall be reflective, removable, and accompanied by the proper signage.
- Temporary Roadway Markers (RPMs) may be added to supplement temporary flashing in areas of transition, in lanes, in shoulders, and in other areas of need as directed by the Project Engineer.
- Location and placement of temporary pavement markings shall be in accordance with the MUTCD Standard Specifications. If no pay from state, temporary markings will be considered incidental to traffic control.

CHANNELIZING DEVICES

- The following devices may be used:
 - Traffic Cones, Traffic Barricades, Cones, Drums, and Super Cones.
 - Drums (or standard approved) and Super Cones (or standard approved) may be used in areas where they are used in other areas.
 - On the project limits, during daylight hours, only drums can be used in areas where they are used in other areas.
 - The spacing of channelizing devices in a taper shall not exceed a distance in feet equal to 1.0 times the posted speed limit in mph (with a maximum of 30 feet).
 - The spacing of channelizing devices in a taper shall not exceed a distance in feet equal to 2.0 times the posted speed limit in mph (with a maximum of 100 feet) unless otherwise noted.
 - Retrospective material pattern used on super cones shall match that used in drums.
 - 20" traffic cones are not allowed on:
 - (1) Interstates, 21 Highways with posted speeds of 55 mph or higher.
 - (2) During Night time operations: 1) 20" and 36" cones are not allowed; 2) drums are the only device allowed in the taper.

FLASHERS

- All flashers must be supplied. The contractor shall be responsible for making or causing that all flashers be supplied to the project limits.
- A qualified flasher is one that has completed courses such as those offered by the American Traffic Safety Services Association (ATSSA), the Associated General Contractors of America (AGC) or other course approved by the Louisiana DOTD Work Zone Task Force. The contractor shall be responsible for getting the flasher course approved.
- One Type B High Intensity Light shall be used to supplement one Type A Low Intensity Light (that gives warning about a lane closure during night time operations).
- Type C steady burn lights shall be used on all channelizing devices in the taper as well as on all two devices in the taper, for night use.

ALLOWABLE LAP SPACES FOR U-CHANNEL POST

- U-Channel posts may be spaced where long lengths are required. The upper section shall overlap the lower section by at least 24 inches. The bottom edge of the upper section of the posts shall be a minimum of 24 inches above the ground. The spaced sections shall be secured with at least four 1/4" diameter bolts spaced evenly along the splice.

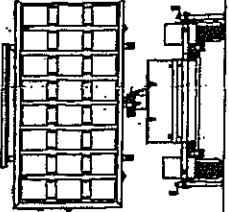
TYPE II BARRICADES

- All barricades shall use Type 3 High Intensity Sheeting on both sides of the barricade.
- All Type II Barricades shall be a minimum of 8 feet in length and must meet NCHRP 350 requirements.
- When signs and lights are to be mounted to a barricade, they must meet NCHRP 350 requirements.

MUTCD Website:
http://mutcd.fhwa.dpi.gov/

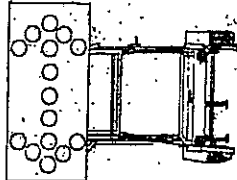
PORTABLE CHANGEABLE MESSAGE SIGNS

- When working within the traveled way, including shoulders and auxiliary lanes, Changeable Message Signs (CMS) shall be used on all Interstates, Highways, and on all other roadways (where space is available) with the exception of the following:
 - (A) CMS shall not be used on roadways with posted speeds of 25 mph or less.
 - (B) CMS shall not be used on roadways with posted speeds of 25 mph or less.
 - (C) CMS shall not be used on roadways with posted speeds of 25 mph or less.
- When used in accordance with the MUTCD, CMS shall be read a minimum distance of 2 miles in advance of the lane or shoulder closure and to be determined by the Engineer on other highways.
- If vehicles are queuing beyond the 2 mile CMS, an additional CMS should be placed on the right hand side of the road approximately 5 miles in advance of the taper for Interstates.
- CMS messages shall be approved by the District Traffic Operations Engineer (DTOE).
- When Portable Changeable Message Signs are not being used, they should be removed, if not removed, they should be shielded by guardrail or barriers or if the previous two options are not feasible, they should be equipped with retroreflective TTC devices.



FLASHING ARROW PANELS

- Flashing Arrow Panels shall be used for lane closures on all facilities with 2 or more lanes in a single direction and a posted limit greater than 35 mph.
- When used, flashing arrow panels should be located on the shoulder at the beginning of the taper.
- Where the shoulder width is limited, the flashing arrow panel should be placed within the closed lane as close to the beginning of the taper as practical.
- All Flashing Arrow Panels used on high speed roadways (40 mph and greater) shall be 4' x 8' Type C.
- When Flashing Arrow Panels are not being used, they should be removed, if not removed, they should be shielded by guardrail or barriers or if the previous two options are not feasible, they should be equipped with retroreflective TTC devices.



LIGHTING (See DPL)

- When used for emergency closures, lighting shall supplement barricades. The lighting shall be placed in a closed lane or that extend across a highway.
- Type A Low Intensity Lights shall be used in the closed lane and on the shoulder area two miles in advance of the taper.
- Type B High Intensity Light shall be used to supplement one Type A Low Intensity Light (that gives warning about a lane closure during night time operations).
- Type C steady burn lights shall be used on all channelizing devices in the taper as well as on all two devices in the taper, for night use.

ALLOWABLE LAP SPACES FOR U-CHANNEL POST


- U-Channel posts may be spaced where long lengths are required. The upper section shall overlap the lower section by at least 24 inches. The bottom edge of the upper section of the posts shall be a minimum of 24 inches above the ground. The spaced sections shall be secured with at least four 1/4" diameter bolts spaced evenly along the splice.

TYPE II BARRICADES

- All barricades shall use Type 3 High Intensity Sheeting on both sides of the barricade.
- All Type II Barricades shall be a minimum of 8 feet in length and must meet NCHRP 350 requirements.
- When signs and lights are to be mounted to a barricade, they must meet NCHRP 350 requirements.

MUTCD Website:
http://mutcd.fhwa.dpi.gov/





SPEED LIMIT	Spacing		Shoulder Distance To			
			Minimum	Open	Minimum	Open
	'A'	'B'	ft.	ft.	ft.	ft.
35 mph	500'	250'	100'	25'	25'	25'
45 mph	1000'	350'	200'	45'	45'	45'
55 mph	1500'	500'	250'	55'	55'	55'


THIS SHEET SHALL BE USED WITH THE "TEMPORARY TRAFFIC CONTROL GENERAL NOTES SHEET (TC-60)".

1. THIS LAYOUT REPRESENTS TRAFFIC CONTROLS REQUIRED FOR WORKERS AND EQUIPMENT OPERATING IN A CLEAR ZONE FOR MORE THAN 1 HOUR, LESS THAN 1 HOUR, SEE FIG. 1, AND FOR PORTABLE SIGNS MAY BE USED FOR WORK LASTING LESS THAN 3 DAYS.
2. NO SIGNS OR BARRICADES ARE REQUIRED FOR EQUIPMENT OPERATING OR WORK IN PROGRESS OUTSIDE THE CLEAR ZONE.
3. SIGNS AND BARRICADES SHALL BE COVERED OR REMOVED DURING NONWORKING HOURS UNLESS A DROP-OFF OR PHYSICAL OBSTRUCTION REMAINS WITHIN THE CLEAR ZONE.
4. TRAFFIC CONES MAY BE USED AS CHANNELIZING DEVICES ALONG THE WORK AREA DURING DAYLIGHT HOURS ONLY.
5. WORK OR EQUIPMENT CONFINED TO A SPOT LOCATION (LESS THAN 200 FEET) SHALL BE MARKED BY CHANNELIZING DEVICES SPACED AT 25 FEET OR BY A VEHICLE WITH A YELLOW REVOLVING LIGHT OR YELLOW STRONG LIGHT VISIBLE TO ONCOMING TRAFFIC. WORK EXTENDING MORE THAN 200 FEET OF ROADWAY LENGTH SHALL BE MARKED WITH APPROPRIATE DEVICES SPACED AS NOTED IN THE TABLE.

5. SHOULDER DROP-OFFS

- A. WHEN A SHOULDER DROP-OFF GREATER THAN 2' BUT LESS THAN 6' EXISTS, A "SHOULDER" SIGN WILL FOLLOW THE "SHOULDER WORK" SIGN. WHEN THE DROP-OFF EXCEEDS 6' OR THE "SHOULDER WORK" SIGN SHALL BE REPLACED BY A "NO SHOULDER" SIGN.
- B. IF THE SPEED LIMIT IS GREATER THAN 40 MPH AND THE DROP-OFF IS 10' OR GREATER, A "NO SHOULDER" SIGN SHALL BE USED.
- C. A PORTABLE BARRIER SHALL BE USED.
- D. A TEMPORARY EDGELINE OR CHANNELIZING DEVICE SHALL BE PLACED AT THE PAVEMENT EDGE ADJACENT TO THE DROP-OFF DURING NONWORKING HOURS WHEN THE DROP-OFF IS GREATER THAN 5'.
- E. SPEED LIMIT IN THE ABOVE TABLE REFERS TO THE LEGALLY ESTABLISHED SPEED LIMIT BEING IN EFFECT. IF WORKERS ARE PRESENT WITHIN 2' OF TRAVEL LANE, SPEED LIMIT MAY NEED TO BE REDUCED.
- F. WHEN A WORK AREA HAD BEEN ESTABLISHED ON ONE SIDE OF THE ROADWAY ONLY, THERE SHALL BE NO CONSTRUCTION OPERATIONS OR PARKING ON THE OPPOSITE SHOULDER WITHIN 500 FEET OF THE WORK AREA.
- G. ANY SIGNS IN CONFLICT WITH CONSTRUCTION SIGNING SHALL BE REMOVED OR COVERED.
- H. MINIMUM CONSTRUCTION SIGNING. ANY ADDITIONAL SIGNS SHOWN IN THE "MANUAL ON UTILITY TRAFFIC CONTROL" SHALL BE REQUIRED AND REQUIRED BY THE PROJECT ENGINEER SHALL BE INSTALLED UNDER ITEM 71501.

[illegible]



SPEED LIMIT (See note 4)	Spd. Spec.		
	"A."	"B."	"C."
35 mph	500'	250'	W/V
45 mph	1000'	360'	500'
55 mph	1500'	495'	800'

- LEGEND**
- T Traffic Sign
 - F Flag
 - C Channelizing Devices
 - W Type III Barricades
 - W Work Area
 - L Type B Light

FILDT CAR

IF USED, A PILOT CAR SHALL BE USED TO GUIDE A QUEUE OF VEHICLES THROUGH THE TEMPORARY TRAFFIC CONTROL ZONE OR DETOUR. IT SHALL BE USED IN THE FOLLOWING MANNER: PILOT CARS SHALL BE USED TO MAINTAIN THE REQUIRED VISIBILITY OPERATIONS SUCH AS LANE CLOSURE, TRAFFIC CONTROL, TRAFFIC SIGNALS, OR OPERATIONS IN RALLY OR CURVE TERRAINS WHEREIN THE PILOT CAR SHALL BE USED TO MAINTAIN A CLEAR LINE-OF-SIGHT. PILOT CARS ARE NOT TO BE USED TO PREPARE OPERATIONS SUCH AS STRIPS OR OTHER LANE CLOSURE INSTALLATIONS. THERE SHALL BE AT LEAST 230' LANE CROSS DRAIN INSTALLATIONS. THERE ARE MULTIPLE CROSS DRAINS WITH A CONTINUING LANE CLOSURE. THE PILOT VEHICLE SHALL BE COORDINATED WITH FLAGGING OPERATIONS ON OTHER CONTROLS AT EACH END OF THE ONE-LANE SECTION.

PILOT CAR
FOLLOW ME

020-4

8. THE CONTRACTOR MAY EXTEND THE LANE CLOSURE AN ADDITIONAL 1.0 MILE UNDER THE FOLLOWING PROVISIONS:

1. WHEN A WORK AREA HAS BEEN ESTABLISHED ON ONE SIDE OF THE ROADWAY ONLY, THERE SHALL BE NO PARKING ON THE OPPOSITE SHOULDER WITHIN 500 FEET OF THE WORK AREA.

NOTES

THIS SHEET SHALL BE USED WITH THE "TEMPORARY TRAFFIC CONTROL GENERAL NOTES SHEET (TC-001)"

1. WHEN A WORK AREA HAS BEEN ESTABLISHED ON ONE SIDE OF THE ROADWAY ONLY, THERE SHALL BE NO PARKING ON THE OPPOSITE SHOULDER WITHIN 500 FEET OF THE WORK AREA.

2. CHARGELIZING DEVICES MAY BE PLACED UP TO 2' BEYOND CENTERLINE ONLY AT SPECIFIC LOCATIONS WHERE ACTUAL WORK ACTIVITY IS TAKING

PLACE. A 10' MINIMUM TRAVELED LANE SHOULD BE MAINTAINED WHERE PRACTICAL. CHANNELIZING DEVICES SHALL BE RETURNED TO THE CENTERLINE WHEN THE WORK ACTIVITY HAS PASSED.

3. SPACING OF CHANNELIZING DEVICES IN THE TAPER SHOULD BE NO MORE THAN 20', A MINIMUM OF 5 CHANNELIZING DEVICES ARE TO BE USED IN THE TAPER.

4. SPEED LIMIT REFERS TO THE LEGALLY ESTABLISHED SPEED LIMIT BEFORE

5. TO PREVENT VEHICLES FROM ENTERING THE WORK AREA AGAINST THE FLOW OF TRAFFIC, AN ADDITIONAL FLAGGER SHALL BE STATIONED AT EACH INTERSECTION, MAJOR DRIVEWAY, RAILROAD CROSSING OR CROSSING WITHIN THE WORK AREA.

5. WITH THE APPROVAL OF THE ENGINEER, THE LENGTH OF THE WORK AREA MAY, FOR A SHORT DURATION, BE CHANGED TO AS MUCH AS ONE-HALF MILE MAXIMUM TO IMPROVE THE SIGHT DISTANCE TO THE FLAGGER. VISUAL OR RADIO CONTACT SHALL BE REQUIRED BETWEEN THE FLAGGERS AT ALL TIMES.

2. FOR PROJECTS IN RURAL AREAS THE DISTANCE BETWEEN FLAGGERS SHALL NOT EXCEED 2.5 MILES FOR A.D.T. (AVERAGE DAILY TRAFFIC) OF LESS THAN 2,000 AND 2.0 MILES FOR A.D.T. FROM 2,000 TO 5,000. DISTANCE BETWEEN FLAGGERS SHALL NOT EXCEED 1.5 MILES FOR A.D.T. GREATER THAN 5,000 VEHICLES PER HOUR.

(A) THE LANE CLOSURE EXTENSION IS PERMITTED ONLY DURING NON-PEAK HOURS

ONCE THE TRAFFIC CONTROL DEVICES HAVE BEEN PLACED TO EXTEND

THE LANE CLOSURE, THE TRAFFIC CONTROL DEVICES AT THE BEGINNING OF THE TRAFFIC CONTROL SHALL BE MOVED DOWNSTREAM TO LIMIT THE WORK AREA TO THE DISTANCE DEFINED IN NOTE 7.

2. ANY SIGNS IN CONFLICT WITH CONSTRUCTION SIGNS SHALL BE REMOVED OR COVERED.

1. MINIMUM CONSTRUCTION SIGNING: ANY ADDITIONAL SIGNS SHOWN IN THE MANUAL ON UNIFORM TRAFFIC CONTROL DEVICES AND REQUIRED BY THE PROJECT ENGINEER SHALL BE INSTALLED UNDER ITEM 713-01.

5. VISUAL OR RADIO CONTACT SHALL BE REQUIRED BETWEEN FLAGGERS AT ALL TIMES. THE FLAGGER SHALL BE RESPONSIBLE FOR MAINTAINING VISUAL OR RADIO CONTACT WITH THE DRIVER OF THE TRUCK AT ALL TIMES.

2. TYPE II BARRICADES SHALL BE PLACED IN THE CLOSED LANE AT A 1000' INTERVAL WHERE NO ACTIVE WORK IS GOING AND THE LANE MUST REMAIN CLOSED. TYPE III BARRICADES ARE ALSO REQUIRED BEFORE EACH OR GROUP OF UNFILLED HOLES OR HOLES FILLED WITH TEMPORARY MATERIAL, OR WHERE UNCURED CONCRETE EXISTS.

1. THE CONTRACTOR CAN USE EITHER A PILOT CAR OR CHANNELIZING DEVICES IN THE TANGENT SECTION. IF A PILOT CAR IS REQUIRED THEN THE CONTRACTOR IS NOT REQUIRED TO HAVE CHANNELIZING DEVICES IN THE TANGENT SECTION.

6. NEITHER WORK ACTIVITY NOR STORAGE OF EQUIPMENT, VEHICLES, OR MATERIALS SHALL OCCUR WITHIN THE BUFFER SPACE.



TRAFFIC CONTROL FOR LANE CLOSURE
GREATER THAN 1/4 MILE IN LENGTH
(SUITABLE FOR MOVING OPERATIONS)

TC-03

NO.	DATE
-----	------

REVISION DESCRIPTION

DESIGNED
CHECKED

DATE	NOV 7 1968
TIME	10:00 AM

IRISH	DERAL DJECT
-------	----------------

NOSE

60

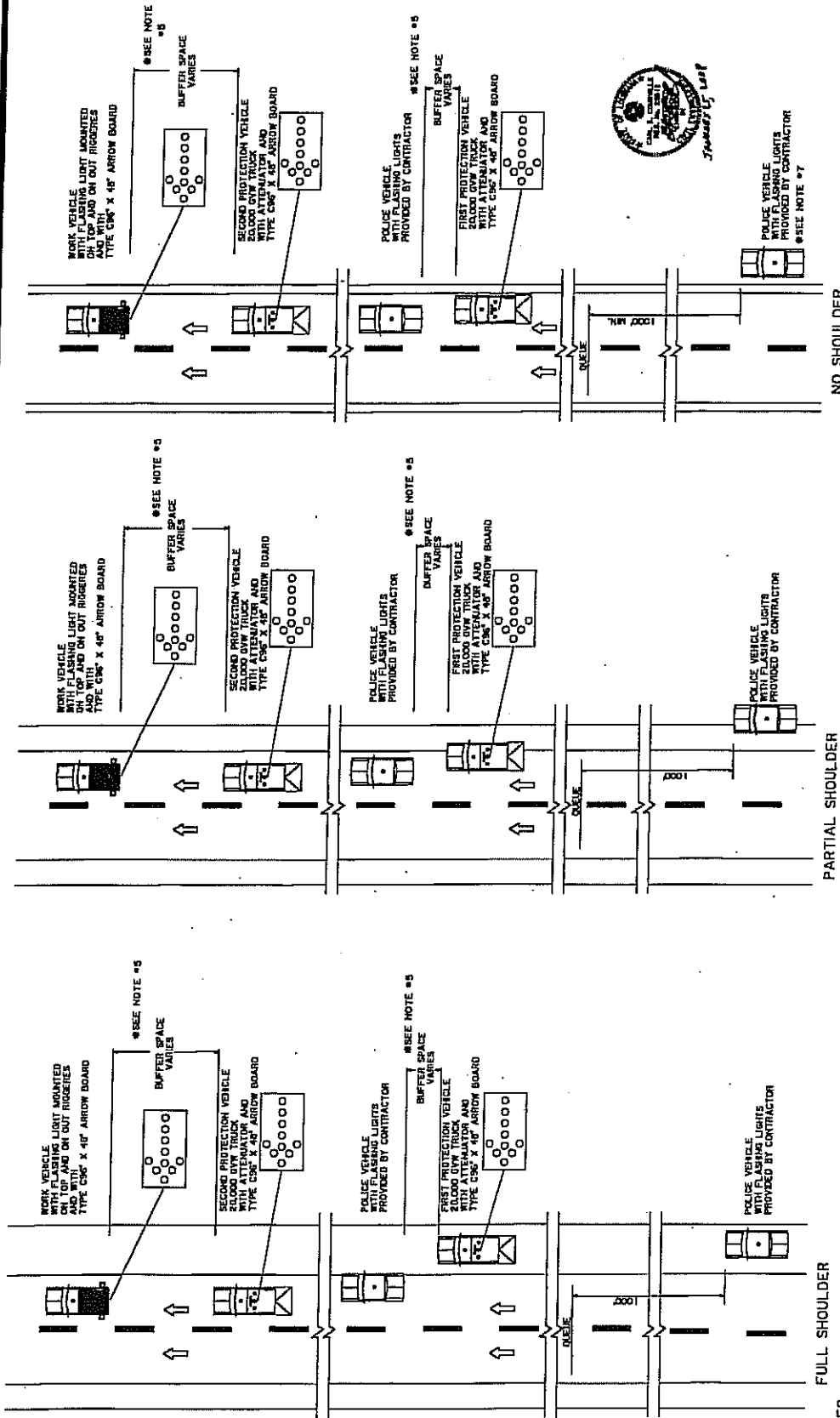


SHALL PLACE A TEMPORARY EDGE LINE IN THE OPEN LANE, A MINIMUM OF 1 FOOT FROM THE DROPOFF OR RISE, IF THE CONTRACTOR CHOOSES TO USE DRUMS FOR THE CHANNELIZING DEVICES, THE TEMPORARY EDGE LINE MAY BE OMITTED AS LONG AS THE DEVICE SPACING IS 30' OR LESS, IN EITHER CASE, CHANNELIZING DEVICES SHALL BE PLACED IN THE CLOSED LANE DURING NONWORKING HOURS.

SPEED LIMIT	Bands					A	B	C	D	E
	M	A	B	C	D					
45 mph	1400	1000	500	500	500	1000	500	500	500	500
55 mph	2540	1640	1000	800	360	2540	1640	1000	800	360
60 mph	2640	1640	1000	800	360	2640	1640	1000	800	360
65 mph	2640	1640	1000	800	360	2640	1640	1000	800	360
70 mph	2640	1640	1000	800	360	2640	1640	1000	800	360

ANE CLOSURE WITHIN LIMITS OF PROJECT

JEFFERS	AL	005 20 00
---------	----	-----------



NOTES

THIS SHEET SHALL BE USED WITH THE "TEMPORARY TRAFFIC CONTROL" GENERAL NOTES SHEET 11C-001.

1. CONDITIONS REPRESENTED ARE FOR MOVING OPERATIONS ON INTERSTATE HIGHWAYS AND ON ALL OTHER MULTI-LANE ROADWAYS WITH AN A.D.T. GREATER THAN 20,000.
2. MINIMUM CONSTRUCTION SIGNING: ANY ADDITIONAL SIGNS SHOWN IN THE "MANUAL" OR "TRAFFIC CONTROL DEVICES" AND REQUIRED BY THE PROJECT ENGINEER SHALL BE INSTALLED UNDER ITEM 113-01.
3. A MINIMUM OF TWO POLICE OFFICERS AND TWO POLICE CARS SHALL BE PROVIDED. EACH POLICE CAR SHALL HAVE A ROOF MOUNTED ROTATING BLUE/WHITE OR BLUE BAR. THEIR LOCATION IS AT THE DISCRETION OF THE PROJECT ENGINEER.

4. ALL TRAFFIC CONTROL ITEMS SHOWN ON THIS SHEET WILL NOT BE MEASURED FOR SEPARATE PAYMENT. THIS WORK IS TO BE INCLUDED IN ITEM 113-01, INCLUDING SECURING POLICE SERVICES.

5. DISTANCES BETWEEN VEHICLES WILL VARY AND SHOULD BE ADJUSTED DUE TO DRYING TIME AND SIGHT OBSTRUCTIONS SUCH AS OVERPASSES AND HILLS.

6. STRIPPING OPERATION SHOWN FOR RIGHT LANE. LEFT LANE OPERATION SAME BUT OPPOSITE.

7. IF A QUEUE GREATER THAN 30 MINUTES (ABOUT 2 MILES) EXISTS, THE CONTRACTOR SHALL CLOSE OPERATIONS AND PULL OVER TO THE SHOULDER UNTIL THE QUEUE DISSIPATES.



TRAFFIC CONTROL LAYOUT
MOVING OPERATIONS FOR INTERSTATE
AND MULTI-LANE ROADWAYS

TC-19



NO. DATE REVISION DESCRIPTION

DESIGNED
CHECKED
DETAILED
CHECKED

DATE
BY
SHEET

PARISH
FEDERAL PROJECT
STATE PROJECT

SHEET NO. 68

JEFFERSON
006-30-0042

STATE PROJECT NO.: 006-30-0042
 DESCRIPTION: Jefferson Hwy. (Huey P. Long - Williams)
 PARISH: Jefferson
 ROUTE NO.: LA 48
 TOTAL LENGTH: 6.180 miles
 DATE: 02-15-2008

STATE PROJECT	PARISH	SHEET #
006-30-0042	Jefferson	1

EXISTING ROADWAY INFORMATION - ASPHALT



EXISTING ROADWAY INFORMATION - ASPHALT																		
STATION	L.M.	REF. TO C/L	PAVEMENT			BASE			SUB-BASE			SHOULDER SURFACE			SHOULDER BASE			
			TYPE	THICK.	WIDTH	TYPE	THICK.	WIDTH	TYPE	THICK.	WIDTH	REF. TO C/L	TYPE	THICK.	WIDTH	TYPE	THICK.	WIDTH
	0.50	13' L.T.	ACSM	0.40'	24.4'	PCCP						Left	ACSM	0.25'	8.5'	PSS		
	1.00	27' R.T.	ACSM	0.40'	25.4'	PCCP						Right	ACSM	0.40'	3.4'	PSS		
	1.50	27' L.T.	ACSM	0.38'	25.5'	PCCP						Left	ACSM	0.60'	8.5'	PSS		
	2.00	13' R.T.	ACSM	1.00'	24.8'	PCCP						Right	ACSM	0.35'	5.6'	PSS		
	2.50	17' L.T.	ACSM	0.40'	24.2'	PCCP						Left	ACSM	0.50'	8.0'	PSS		
	3.00	28' R.T.	ACSM	0.60'	24.1	PCCP						Right	ACSM	0.60'	9.0'	PSS		
	3.50	27' L.T.	ACSM	0.48'	24.4	PCCP						Left	ACSM	0.55'	7.5'	PSS		
	4.00	16' R.T.	ACSM	0.48'	24.2	PCCP						Right	ACSM	0.25'	7.0'	PSS		
	4.50	16' L.T.	ACSM	1.00'	24.3	PCCP						Left	ACSM	1.00'	7.0'	PSS		

REMARKS:


ACSM = Asphaltic Concrete Stone Mix
 PCCP = Portland Cement Concrete Pavement
 PSS = Packed Sand Shell

SHEET 1 OF 2

KEITH ANGELETTE, DISTRICT LAB ENGINEER

 DISTRICT 02 DESIGN	LAB DATA (W. END OF CLEARVIEW OVERPASS - WILLIAMS BLVD.) JEFFERSON HWY.		DESIGNED	DATE	BY	REVISION DESCRIPTION	NO.	DATE	PARISH	PROJECT	SHEET NO.
			CHECKED								JEFFERSON

**STATE OF LOUISIANA
DEPARTMENT OF TRANSPORTATION AND
DEVELOPMENT**



**CONSTRUCTION PROPOSAL
INFORMATION
FOR**

FEDERAL AID PROJECT

**STATE PROJECT NOS. 006-30-0042 and 006-30-0043
JEFFERSON HWY. (HUEY P. LONG BRIDGE – WILLIAMS BLVD.)
ROUTE LA 48
JEFFERSON PARISH**

**CONTRACT TIME FORM
COST-PLUS-TIME BIDDING PROCEDURE
(A + B) METHOD**

STATE PROJECT NOS.	<u>006-30-0042 and 006-30-0043</u>
FEDERAL AID PROJECT NOS.	<u>2607(513) and ERP1(128)</u>
NAME OF PROJECT	<u>JEFFERSON HIGHWAY (HUEY P. LONG BRIDGE – WILLIAMS BLVD.)</u>
ROUTE	<u>LA 48</u>
PARISH	<u>JEFFERSON</u>

CONTRACT TIME

The bidder shall determine the number of calendar days required for completion and final acceptance of the project and shall state this required time, in words, in the space provided below. The maximum allowable contract time for this project is **three hundred sixty five (365) calendar days**. The proposed completion time will be a factor used in considering bids for award of contract in accordance with the special provision, COST-PLUS-TIME BIDDING PROCEDURE (A+B METHOD). The stated number of calendar days required for completion will be the contract time for this project should the bidder be successful. Bids not including a contract time, or showing contract time in excess of the maximum allowable amount, will be considered irregular and will be rejected.

CONTRACT TIME (Calendar Days To Completion, In Words)	
_____	Calendar Days

Form CS-01
A + B
12/04

BID BOND

A Bid Bond is required when the bidder's total bid amount as calculated by the Department in accordance with Subsection 103.01 is greater than \$50,000. *(See Section 102 of the Project Specifications.)*

_____, as Principal (Bidder)
and _____, as
Surety, are bound unto the State of Louisiana, Department of Transportation and Development,
(hereinafter called the Department) in the sum of five percent (5%) of the bidder's total bid amount as
calculated by the Department for payment, of which the Principal and Surety bind themselves, their heirs,
executors, administrators, successors and assigns, as solidary obligors.

Signed and sealed this _____ day of _____, 20_____.

The condition of this obligation is such that, whereas the Principal has submitted a bid to the
Department on a contract for the construction of **STATE PROJECT NOS. 006-30-0042 and 006-
30-0043, FEDERAL AID PROJECT NOS. 2607(513) and ERP1(128), JEFFERSON HWY.
(HUEY P. LONG BRIDGE – WILLIAMS BLVD.), located in JEFFERSON PARISH,
ROUTE LA 48**, if the bid is accepted and the Principal, within the specified time, enters into the
contract in writing and gives bond with Surety acceptable to the Department for payment and
performance of said contract, this obligation shall be void; otherwise to remain in effect.

Principal (Bidder or First Partner to Joint Venture)
By _____
Authorized Officer-Owner-Partner

If a Joint Venture, Second Partner
By _____
Authorized Officer-Owner-Partner

Typed or Printed Name

Typed or Printed Name

Surety
By _____ (Seal)
Agent or Attorney-in-Fact

Typed or Printed Name

To receive a copy of the contract and subsequent correspondence / communication from LA DOTD, with
respect to the bid bonds, the following information must be provided:

Bonding Agency or Company Name

Agent or Representative

Address

Phone Number / Fax Number

07/07



6/4/2009

Louisiana Department of Transportation and Development

Proposal Schedule of Items

Page: 1

Contract ID: 006-30-0042

Project(s): 006-30-0042, 006-30-0043

SECTION: 1

GENERAL ITEMS

Proposal Line Number	Item ID	Description Unit Price (In Words, Ink or Typed)	Approximate Quantity	Unit of Measure
0001	202-01-00100	Removal of Structures and Obstructions		LUMP SUM
				Dollars
				Cents
0002	202-02-06060	Removal of Concrete Catch Basin	1.000	EACH
				Dollars
				Cents
0003	202-02-06080	Removal of Concrete Combination Curb and Gutter	2,000.000	LNFT
				Dollars
				Cents
0004	202-02-26300	Removal of Median / Island	901.000	SQYD
				Dollars
				Cents
0005	202-02-36000	Removal of Railroad Grade Crossing	1.000	EACH
				Dollars
				Cents
0006	203-07-00100	Borrow (Vehicular Measurement)	700.000	CUYD
				Dollars
				Cents
0007	302-02-06000	Class II Base Course (12" Thick)	3.000	SQYD
				Dollars
				Cents
0008	502-01-00100	Superpave Asphaltic Concrete	24,435.000	TON
				Dollars
				Cents



6/4/2009

Louisiana Department of Transportation and Development

Proposal Schedule of Items

Page: 2

Contract ID: 006-30-0042

Project(s): 006-30-0042, 006-30-0043

SECTION: 1

GENERAL ITEMS

Proposal Line Number	Item ID	Description Unit Price (In Words, Ink or Typed)	Approximate Quantity	Unit of Measure
0009	502-01-00200	Superpave Asphaltic Concrete, Drives, Turnouts and Miscellaneous	2,557.000	TON
				Dollars
				Cents
0010	509-01-00100	Cold Planing Asphaltic Pavement	234,252.000	SQYD
				Dollars
				Cents
0011	509-02-00100	Contractor Retained Reclaimed Asphaltic Pavement	-9,169.000	CUYD
				Dollars
				Cents
0012	510-01-00200	Pavement Patching (12" Minimum Thickness)	7,500.000	SQYD
				Dollars
				Cents
0013	510-02-00100	Pavement Widening	834.000	SQYD
				Dollars
				Cents
0014	701-14-00100	Cleaning Existing Pipes	2,760.000	LNFT
				Dollars
				Cents
0015	702-02-00001	Manhole (Remove and Replace Frame and Cover)	2.000	EACH
				Dollars
				Cents
0016	702-03-00100	Catch Basins (CB-01)	1.000	EACH
				Dollars
				Cents



6/4/2009

Louisiana Department of Transportation and Development

Proposal Schedule of Items

Page: 3

Contract ID: 006-30-0042

Project(s): 006-30-0042, 006-30-0043

SECTION: 1

GENERAL ITEMS

Proposal Line Number	Item ID	Description Unit Price (In Words, Ink or Typed)	Approximate Quantity	Unit of Measure
0017	702-04-00100	Adjusting Manholes	9.000	EACH
				Dollars
				Cents
0018	702-04-00200	Adjusting Catch Basins	3.000	EACH
				Dollars
				Cents
0019	706-03-00300	Incidental Concrete Paving (6" Thick)	162.000	SQYD
				Dollars
				Cents
0020	706-04-00100	Handicapped Curb Ramps	20.000	EACH
				Dollars
				Cents
0021	707-01-00200	Concrete Curb (Barrier)	950.000	LNFT
				Dollars
				Cents
0022	707-03-00100	Combination Concrete Curb and Gutter	2,000.000	LNFT
				Dollars
				Cents
0023	713-01-00100	Temporary Signs and Barricades		LUMP SUM
				Dollars
				Cents
0024	713-02-00300	Temporary Pavement Markings (8" Width)	3,356.000	LNFT
				Dollars
				Cents



6/4/2009

Louisiana Department of Transportation and Development

Proposal Schedule of Items

Page: 4

Contract ID: 006-30-0042

Project(s): 006-30-0042, 006-30-0043

SECTION: 1

GENERAL ITEMS

Proposal Line Number	Item ID	Description Unit Price (In Words, Ink or Typed)	Approximate Quantity	Unit of Measure
0025	713-02-00500	Temporary Pavement Markings (24" Width)	1,398.000	LNFT
				Dollars
				Cents
0026	713-03-01000	Temporary Pavement Markings (Broken Line) (4" Width) (4' Length)	24.890	MILE
				Dollars
				Cents
0027	713-03-02000	Temporary Pavement Markings (Broken Line) (4" Width) (10' Length)	12.530	MILE
				Dollars
				Cents
0028	713-04-01000	Temporary Pavement Markings (Solid Line) (4" Width)	25.530	MILE
				Dollars
				Cents
0029	713-05-00100	Temporary Pavement Legends & Symbols (Arrow)	51.000	EACH
				Dollars
				Cents
0030	713-05-00300	Temporary Pavement Legends & Symbols (ONLY)	22.000	EACH
				Dollars
				Cents
0031	713-05-00500	Temporary Pavement Legends & Symbols (SCHOOL CROSSING)	12.000	EACH
				Dollars
				Cents
0032	717-01-00100	Seeding	6.000	LB
				Dollars
				Cents



6/4/2009

Louisiana Department of Transportation and Development

Proposal Schedule of Items

Page: 5

Contract ID: 006-30-0042

Project(s): 006-30-0042, 006-30-0043

SECTION: 1

GENERAL ITEMS

Proposal Line Number	Item ID	Description Unit Price (In Words, Ink or Typed)	Approximate Quantity	Unit of Measure
0033	718-01-00100	Fertilizer	200.000	LB
				Dollars
				Cents
0034	726-01-00100	Bedding Material	5.000	CUYD
				Dollars
				Cents
0035	727-01-00100	Mobilization		LUMP SUM
				Dollars
				Cents
0036	731-02-00100	Reflectorized Raised Pavement Markers	2,386.000	EACH
				Dollars
				Cents
0037	732-01-01040	Plastic Pavement Striping (8" Width) (Thermoplastic 90 mil)	3,356.000	LNFT
				Dollars
				Cents
0038	732-01-01080	Plastic Pavement Striping (24" Width) (Thermoplastic 90 mil)	1,398.000	LNFT
				Dollars
				Cents
0039	732-02-01000	Plastic Pavement Striping (Solid Line) (4" Width) (Thermoplastic 40 mil)	25.530	MILE
				Dollars
				Cents
0040	732-03-01000	Plastic Pavement Striping (Broken Line) (4" Width) (Thermoplastic 40 mil)	12.530	MILE
				Dollars
				Cents



6/4/2009

Louisiana Department of Transportation and Development

Proposal Schedule of Items

Page: 6

Contract ID: 006-30-0042

Project(s): 006-30-0042, 006-30-0043

SECTION: 1

GENERAL ITEMS

Proposal Line Number	Item ID	Description Unit Price (In Words, Ink or Typed)	Approximate Quantity	Unit of Measure
0041	732-04-01080	Plastic Pavement Legends and Symbols (Arrow - Left Turn)	37.000	EACH
				Dollars
				Cents
0042	732-04-01100	Plastic Pavement Legends and Symbols (Arrow - Right Turn)	24.000	EACH
				Dollars
				Cents
0043	732-04-15020	Plastic Pavement Legends and Symbols (ONLY)	22.000	EACH
				Dollars
				Cents
0044	732-04-19000	Plastic Pavement Legends and Symbols (SCHOOL CROSSING)	12.000	EACH
				Dollars
				Cents
0045	735-01-00100	Mailboxes	60.000	EACH
				Dollars
				Cents
0046	735-02-00100	Mailbox Supports (Single)	56.000	EACH
				Dollars
				Cents
0047	735-03-00100	Mailbox Supports (Double)	2.000	EACH
				Dollars
				Cents
0048	736-09-00100	Loop Detector	5,819.000	LNFT
				Dollars
				Cents



6/4/2009

Louisiana Department of Transportation and Development

Proposal Schedule of Items

Page: 7

Contract ID: 006-30-0042

Project(s): 006-30-0042, 006-30-0043

SECTION: 1

GENERAL ITEMS

Proposal Line Number	Item ID	Description Unit Price (In Words, Ink or Typed)	Approximate Quantity	Unit of Measure
0049	740-01-00100	Construction Layout		LUMP SUM
				Dollars
				Cents
0050	741-11-00100	Adjusting Water Valve	8.000	EACH
				Dollars
				Cents
0051	741-11-00200	Adjusting Water Valve and Meter Box	2.000	EACH
				Dollars
				Cents
0052	NS-200-00020	Cleaning Existing Ditches	30.000	LNFT
				Dollars
				Cents
0053	NS-500-00220	Sawing and Sealing Longitudinal Joints in Asphaltic Concrete Overlay	62,375.000	LNFT
				Dollars
				Cents
0054	NS-500-00240	Sawing and Sealing Transverse Joints in Asphaltic Concrete Overlay	94,500.000	LNFT
				Dollars
				Cents
0055	NS-500-00260	Sawcuts in Asphaltic Concrete Lifts	156,875.000	LNFT
				Dollars
				Cents
0056	NS-500-00340	Saw Cutting Asphaltic Concrete Pavement	133,344.000	INLF
				Dollars
				Cents



6/4/2009

Louisiana Department of Transportation and Development

Proposal Schedule of Items

Page: 8

Contract ID: 006-30-0042

Project(s): 006-30-0042, 006-30-0043

SECTION: 1

GENERAL ITEMS

Proposal Line Number	Item ID	Description Unit Price (In Words, Ink or Typed)	Approximate Quantity	Unit of Measure
0057	NS-713-00001	Dynamic Message Sign Unit	2.000	EACH
				Dollars
				Cents

Section: 1

Total:

Items Total:

Cost Plus Time	Road User Cost Per Unit	Unit Type	Number of Units Bid
01 calendar day	3,000.00	Days	

Total Bid:

CONSTRUCTION PROPOSAL SIGNATURE AND EXECUTION FORM

THIS FORM, THE SCHEDULE OF ITEMS, AND THE PROPOSAL GUARANTY MUST BE COMPLETED AS INDICATED AND SUBMITTED TO THE LOUISIANA DEPARTMENT OF TRANSPORTATION AND DEVELOPMENT (DOTD) TO CONSTITUTE A VALID BID

STATE PROJECT NOS. 006-30-0042 and 006-30-0043

FEDERAL AID PROJECT NOS. 2607 (513) and ERP1(128)

NAME OF PROJECT JEFFERSON HWY. (HUEY P. LONG BRIDGE- WILLIAMS BLVD.)

I (WE) HEREBY CERTIFY THAT I (WE) HAVE CAREFULLY EXAMINED THE PROPOSAL, PLANS AND SPECIFICATIONS, INCLUDING ANY AND ALL ADDENDA, AND THE SITE OF THE ABOVE PROJECT AND AM (ARE) FULLY COGNIZANT OF ALL PROPOSAL DOCUMENTS, THE MASTER COPY OF WHICH IS ON FILE AT DOTD HEADQUARTERS IN BATON ROUGE, LA., AND ALL WORK, MATERIALS AND LABOR REQUIRED THEREIN, AND AGREE TO PERFORM ALL WORK, AND SUPPLY ALL NECESSARY MATERIALS AND LABOR REQUIRED FOR SUCCESSFUL AND TIMELY COMPLETION OF THE ABOVE PROJECT AND TO ACCEPT THE SUMMATION OF THE PRODUCTS OF THE UNIT PRICES BID ON THE SCHEDULE OF ITEMS ATTACHED HERETO AND MADE A PART HEREOF MULTIPLIED BY THE ACTUAL QUANTITY OF UNIT OF MEASURE PERFORMED FOR EACH ITEM, AS AUDITED BY DOTD, AS FULL AND FINAL PAYMENT FOR ALL WORK, LABOR AND MATERIALS NECESSARY TO COMPLETE THE ABOVE PROJECT, SUBJECT TO INCREASE ONLY FOR PLAN CHANGES (CHANGE ORDERS) APPROVED BY THE DOTD CHIEF ENGINEER OR HIS DESIGNEE. THIS BID IS SUBMITTED IN ACCORDANCE WITH THE GENERAL BIDDING REQUIREMENTS IN THE CONSTRUCTION PROPOSAL AND ALL SPECIAL PROVISIONS, PLANS, SUPPLEMENTAL SPECIFICATIONS, AND THE LOUISIANA STANDARD SPECIFICATIONS FOR ROADS AND BRIDGES (2006 EDITION). I (WE) UNDERSTAND THAT THE SUMMATION OF THE PRODUCTS OF THE UNIT PRICES BID ON THE SCHEDULE OF ITEMS MULTIPLIED BY THE ESTIMATED QUANTITY OF UNIT OF MEASURE FOR EACH ITEM, ALONG WITH ANY OTHER FACTORS SPECIFIED TO BE APPLICABLE SUCH AS CONSTRUCTION TIME AND/OR LANE RENTAL, SHALL BE THE BASIS FOR THE COMPARISON OF BIDS. I (WE) UNDERSTAND THAT THE SCHEDULE OF ITEMS MUST CONTAIN UNIT PRICES WRITTEN OUT IN WORDS AND THAT THE SCHEDULE OF ITEMS SUBMITTED AS PART OF THIS BID IS ON THE FORM SUPPLIED BY DOTD IN THE BID PROPOSAL. MY (OUR) PROPOSAL GUARANTY IN THE AMOUNT SPECIFIED FOR THE PROJECT IS ATTACHED HERETO AS EVIDENCE OF MY (OUR) GOOD FAITH TO BE FORFEITED IF THIS BID IS ACCEPTED BY DOTD AND I (WE) FAIL TO COMPLY WITH ANY REQUIREMENT NECESSARY FOR AWARD AND EXECUTION OF THE CONTRACT, AS WELL AS, SIGN AND DELIVER THE CONTRACT AND PAYMENT/PERFORMANCE/RETAINAGE BOND AS REQUIRED IN THE SPECIFICATIONS.

NONCOLLUSION DECLARATION (APPLICABLE TO FEDERAL-AID PROJECTS)

I (WE) DECLARE UNDER PENALTY OF PERJURY UNDER THE LAWS OF THE UNITED STATES AND THE STATE OF LOUISIANA THAT I (WE) HAVE NOT DIRECTLY OR INDIRECTLY, ENTERED INTO ANY AGREEMENT, PARTICIPATED IN ANY COLLUSION, OR OTHERWISE TAKEN ANY ACTION IN RESTRAINT OF FREE COMPETITIVE BIDDING IN CONNECTION WITH THE CONTRACT FOR THIS PROJECT NOR VIOLATED LA. R.S. 48:254.

BIDDER'S DBE GOAL STATEMENT (APPLICABLE TO DBE GOAL PROJECTS)

IF THIS PROJECT IS DESIGNATED BY SPECIAL PROVISION AS A DISADVANTAGED BUSINESS ENTERPRISE (DBE) GOAL PROJECT IN ACCORDANCE WITH THE DBE PROVISIONS OF THIS CONTRACT, THE BIDDER ASSURES DOTD THAT HE/SHE WILL MEET OR EXCEED THE DBE CONTRACT GOAL, OR IF THE BIDDER CANNOT MEET THE REQUIRED DBE GOAL, THE BIDDER ASSURES DOTD THAT HE/SHE HAS MADE AND CAN DOCUMENT GOOD FAITH EFFORTS MADE TOWARDS MEETING THE GOAL REQUIREMENT IN ACCORDANCE WITH THE CONTRACT AND DBE PROGRAM MANUAL INCORPORATED HEREIN BY REFERENCE.

THE APPARENT LOW BIDDER SHALL COMPLETE AND SUBMIT TO THE DOTD COMPLIANCE PROGRAMS OFFICE, FORM CS-6AAA AND ATTACHMENT(S) AND, IF NECESSARY, DOCUMENTATION OF GOOD FAITH EFFORTS MADE BY THE BIDDER TOWARD MEETING THE GOAL, WITHIN TEN BUSINESS DAYS AFTER THE OPENING OF BIDS FOR THIS PROJECT. RESPONSIVENESS OF INFORMATION SUPPLIED IN THIS SECTION OF THIS CONSTRUCTION PROPOSAL SIGNATURE AND EXECUTION FORM IS GOVERNED BY THE DBE REQUIREMENTS INCLUDED WITHIN THE SPECIFICATIONS AND DBE PROGRAM MANUAL.

CERTIFICATION OF EMPLOYMENT OF LOUISIANA RESIDENTS TRANSPORTATION INFRASTRUCTURE MODEL FOR ECONOMIC DEVELOPMENT (TIME) PROJECTS (APPLICABLE TO TIME PROJECTS)

IF THIS PROJECT IS DESIGNATED BY SPECIAL PROVISION AS A TRANSPORTATION INFRASTRUCTURE MODEL FOR ECONOMIC DEVELOPMENT (TIME) PROJECT AS DEFINED IN ACT NO. 16 OF THE 1989 FIRST EXTRAORDINARY SESSION OF THE LEGISLATURE WHICH ENACTED PART V OF CHAPTER 7 OF SUBTITLE II OF TITLE 47 OF THE LOUISIANA REVISED STATUTES OF 1950, COMPRISED OF R.S. 47:820.1 THROUGH 820.6.

THE BIDDER CERTIFIES THAT AT LEAST 80 PERCENT OF THE EMPLOYEES EMPLOYED ON THIS TIME PROJECT WILL BE LOUISIANA RESIDENTS IN ACCORDANCE WITH LOUISIANA R.S. 47:820.3.

NON PARTICIPATION IN PAYMENT ADJUSTMENT (ASPHALT CEMENT AND FUELS) STATEMENT

IF THIS PROJECT IS DESIGNATED BY SPECIAL PROVISION AS BEING SUBJECT TO PAYMENT ADJUSTMENT FOR ASPHALT CEMENT AND/OR FUELS, THE BIDDER HAS THE OPTION OF REQUESTING EXCLUSION FROM SAID PAYMENT ADJUSTMENT PROVISIONS THAT ARE ESTABLISHED BY SPECIAL PROVISION ELSEWHERE HEREIN.

IF THE BIDDER DESIRES TO BE EXCLUDED FROM THESE PAYMENT ADJUSTMENT PROVISIONS,

THE BIDDER IS REQUIRED TO MARK HERE ☐

FAILURE TO MARK THIS BOX PRIOR TO BID OPENING WILL CONSTITUTE FORFEITURE OF THE BIDDER'S OPTION TO REQUEST EXCLUSION.

CS-14A

08/06

BIDDER SIGNATURE REQUIREMENTS (APPLICABLE TO ALL PROJECTS)

THIS BID FOR THE CAPTIONED PROJECT IS SUBMITTED BY:

(Name of Principal (Individual, Firm, Corporation, or Joint Venture))

(If Joint Venture, Name of First Partner)

(Louisiana Contractor's License Number of Bidder or First Partner to Joint Venture)

(Business Street Address)

(Business Mailing Address, if different)

(Area Code and Telephone Number of Business)

(Telephone Number and Name of Contact Person)

(Telecopier Number, if any)

(If Joint Venture, Name of Second Partner)

(Louisiana Contractor's License Number of Second Partner to Joint Venture)

(Business Street Address)

(Business Mailing Address, if different)

(Area Code and Telephone Number of Business)

(Telephone Number and Name of Contact Person)

(Telecopier Number, if any)

ACTING ON BEHALF OF THE BIDDER, THIS IS TO ATTEST THAT THE UNDERSIGNED DULY AUTHORIZED REPRESENTATIVE OF THE ABOVE CAPTIONED FIRM, CORPORATION OR BUSINESS, BY SUBMISSION OF THIS BID, AGREES AND CERTIFIES THE TRUTH AND ACCURACY OF ALL PROVISIONS OF THIS PROPOSAL, INCLUSIVE OF THE REQUIREMENTS, STATEMENTS, DECLARATIONS AND CERTIFICATIONS ABOVE AND IN THE SCHEDULE OF ITEMS AND PROPOSAL GUARANTY. EXECUTION AND SIGNATURE OF THIS FORM AND SUBMISSION OF THE SCHEDULE OF ITEMS AND PROPOSAL GUARANTY SHALL CONSTITUTE AN IRREVOCABLE AND LEGALLY BINDING OFFER BY THE BIDDER.

(Signature)

(Printed Name)

(Title)

(Date of Signature)

(Signature)

(Printed Name)

(Title)

(Date of Signature)

CONTRACTOR'S INFORMATIONAL BID

It is agreed that the total bid shown below, determined by the bidder, is for purposes of opening and reading bids only and that the low bidder for this project will be determined in accordance with the special provision entitled **COST-PLUS-TIME BIDDING PROCEDURE (A+B METHOD)**, as determined by the Department.

A = _____ Summation of products of the quantities shown in the Schedule of Items multiplied by the unit prices.

A = _____

B = _____ Bidders proposed contract time multiplied by the Daily User Cost (\$3,000).

B = _____ Calendar Days x \$3,000

B = _____

Contractor's Total Bid (A + B) _____

CS-14AA

08/06